

**Butler, Vicki A. (EOIR)**

---

**From:** Dale, Amy (EOIR)  
**Sent:** Wednesday, April 06, 2011 11:54 AM  
**To:** Osuna, Juan (EOIR); Nasca, Paula (EOIR); O'Leary, Brian (EOIR)  
**Subject:** FW: HPPG Monthly Chart  
**Attachments:** Monthly Case Processing Goals (Detained Only).xls

Juan, attached is the HPPG numbers by month. In March, OCIJ went up to 88% of detained cases completed in 60 days.

Amy

**FY 2010 - FY 2011**  
**HPPG: Increase Immigration Judges by 19% by the end of FY 2011 so that as DHS criminal alien enforcement activity increases, not less than 85 percent of the immigration court detained cases are completed within 60 days.**

**MONTHLY CASE PROCESSING GOALS**

CASE TYPE	GOAL		FY 2010				FY 2011											
	Time Goal	Percentage Goal	1st Qtr.	2nd Qtr.	3rd Qtr.	4th Qtr.	January	February	March	April	May	June	July	August	September			
	Detained Cases (HPPG Measurement)	60 Days	85%	91%	89%	90%	88%	85%	85%	85%	85%	85%	85%	85%	85%	85%		

The report measures the time from receipt to completion at each court. For example, if there is a change of venue from one court to another, EDIR counts a receipt and a completion at each. If the goal is 60 days, and the case spends 50 days at each court, it will be counted as two completions within the goal, when it actually is one decision on a case which did not meet the goal. Nonetheless, the report provides a baseline against which we can measure progress towards the established goals.

\*\*Cases with the "Case Identifier" Juvenile (J), Unaccompanied Juvenile (UJ), IHP with NYA filed less than 120 days from EPRD (AM) or BSA IHP Remand (R). \*Adjustment Codes 7a, 7b, 7c, 7d, 7e, 7f, 7g, 7h, 7i, 7j, 7k, 7l, 7m, 7n, 7o, 7p, 7q, 7r, 7s, 7t, 7u, 7v, 7w, 7x, 7y, 7z, 7aa, 7ab, 7ac, 7ad, 7ae, 7af, 7ag, 7ah, 7ai, 7aj, 7ak, 7al, 7am, 7an, 7ao, 7ap, 7aq, 7ar, 7as, 7at, 7au, 7av, 7aw, 7ax, 7ay, 7az, 7ba, 7bb, 7bc, 7bd, 7be, 7bf, 7bg, 7bh, 7bi, 7bj, 7bk, 7bl, 7bm, 7bn, 7bo, 7bp, 7bq, 7br, 7bs, 7bt, 7bu, 7bv, 7bw, 7bx, 7by, 7bz, 7ca, 7cb, 7cc, 7cd, 7ce, 7cf, 7cg, 7ch, 7ci, 7cj, 7ck, 7cl, 7cm, 7cn, 7co, 7cp, 7cq, 7cr, 7cs, 7ct, 7cu, 7cv, 7cw, 7cx, 7cy, 7cz, 7da, 7db, 7dc, 7dd, 7de, 7df, 7dg, 7dh, 7di, 7dj, 7dk, 7dl, 7dm, 7dn, 7do, 7dp, 7dq, 7dr, 7ds, 7dt, 7du, 7dv, 7dw, 7dx, 7dy, 7dz, 7ea, 7eb, 7ec, 7ed, 7ee, 7ef, 7eg, 7eh, 7ei, 7ej, 7ek, 7el, 7em, 7en, 7eo, 7ep, 7eq, 7er, 7es, 7et, 7eu, 7ev, 7ew, 7ex, 7ey, 7ez, 7fa, 7fb, 7fc, 7fd, 7fe, 7ff, 7fg, 7fh, 7fi, 7fj, 7fk, 7fl, 7fm, 7fn, 7fo, 7fp, 7fq, 7fr, 7fs, 7ft, 7fu, 7fv, 7fw, 7fx, 7fy, 7fz, 7ga, 7gb, 7gc, 7gd, 7ge, 7gf, 7gg, 7gh, 7gi, 7gj, 7gk, 7gl, 7gm, 7gn, 7go, 7gp, 7gq, 7gr, 7gs, 7gt, 7gu, 7gv, 7gw, 7gx, 7gy, 7gz, 7ha, 7hb, 7hc, 7hd, 7he, 7hf, 7hg, 7hh, 7hi, 7hj, 7hk, 7hl, 7hm, 7hn, 7ho, 7hp, 7hq, 7hr, 7hs, 7ht, 7hu, 7hv, 7hw, 7hx, 7hy, 7hz, 7ia, 7ib, 7ic, 7id, 7ie, 7if, 7ig, 7ih, 7ii, 7ij, 7ik, 7il, 7im, 7in, 7io, 7ip, 7iq, 7ir, 7is, 7it, 7iu, 7iv, 7iw, 7ix, 7iy, 7iz, 7ja, 7jb, 7jc, 7jd, 7je, 7jf, 7jg, 7jh, 7ji, 7jj, 7jk, 7jl, 7jm, 7jn, 7jo, 7jp, 7jq, 7jr, 7js, 7jt, 7ju, 7jv, 7jw, 7jx, 7jy, 7jz, 7ka, 7kb, 7kc, 7kd, 7ke, 7kf, 7kg, 7kh, 7ki, 7kj, 7kk, 7kl, 7km, 7kn, 7ko, 7kp, 7kq, 7kr, 7ks, 7kt, 7ku, 7kv, 7kw, 7kx, 7ky, 7kz, 7la, 7lb, 7lc, 7ld, 7le, 7lf, 7lg, 7lh, 7li, 7lj, 7lk, 7ll, 7lm, 7ln, 7lo, 7lp, 7lq, 7lr, 7ls, 7lt, 7lu, 7lv, 7lw, 7lx, 7ly, 7lz, 7ma, 7mb, 7mc, 7md, 7me, 7mf, 7mg, 7mh, 7mi, 7mj, 7mk, 7ml, 7mm, 7mn, 7mo, 7mp, 7mq, 7mr, 7ms, 7mt, 7mu, 7mv, 7mw, 7mx, 7my, 7mz, 7na, 7nb, 7nc, 7nd, 7ne, 7nf, 7ng, 7nh, 7ni, 7nj, 7nk, 7nl, 7nm, 7nn, 7no, 7np, 7nq, 7nr, 7ns, 7nt, 7nu, 7nv, 7nw, 7nx, 7ny, 7nz, 7oa, 7ob, 7oc, 7od, 7oe, 7of, 7og, 7oh, 7oi, 7oj, 7ok, 7ol, 7om, 7on, 7oo, 7op, 7oq, 7or, 7os, 7ot, 7ou, 7ov, 7ow, 7ox, 7oy, 7oz, 7pa, 7pb, 7pc, 7pd, 7pe, 7pf, 7pg, 7ph, 7pi, 7pj, 7pk, 7pl, 7pm, 7pn, 7po, 7pp, 7pq, 7pr, 7ps, 7pt, 7pu, 7pv, 7pw, 7px, 7py, 7pz, 7qa, 7qb, 7qc, 7qd, 7qe, 7qf, 7qg, 7qh, 7qi, 7qj, 7qk, 7ql, 7qm, 7qn, 7qo, 7qp, 7qq, 7qr, 7qs, 7qt, 7qu, 7qv, 7qw, 7qx, 7qy, 7qz, 7ra, 7rb, 7rc, 7rd, 7re, 7rf, 7rg, 7rh, 7ri, 7rj, 7rk, 7rl, 7rm, 7rn, 7ro, 7rp, 7rq, 7rr, 7rs, 7rt, 7ru, 7rv, 7rw, 7rx, 7ry, 7rz, 7sa, 7sb, 7sc, 7sd, 7se, 7sf, 7sg, 7sh, 7si, 7sj, 7sk, 7sl, 7sm, 7sn, 7so, 7sp, 7sq, 7sr, 7ss, 7st, 7su, 7sv, 7sw, 7sx, 7sy, 7sz, 7ta, 7tb, 7tc, 7td, 7te, 7tf, 7tg, 7th, 7ti, 7tj, 7tk, 7tl, 7tm, 7tn, 7to, 7tp, 7tq, 7tr, 7ts, 7tt, 7tu, 7tv, 7tw, 7tx, 7ty, 7tz, 7ua, 7ub, 7uc, 7ud, 7ue, 7uf, 7ug, 7uh, 7ui, 7uj, 7uk, 7ul, 7um, 7un, 7uo, 7up, 7uq, 7ur, 7us, 7ut, 7uu, 7uv, 7uw, 7ux, 7uy, 7uz, 7va, 7vb, 7vc, 7vd, 7ve, 7vf, 7vg, 7vh, 7vi, 7vj, 7vk, 7vl, 7vm, 7vn, 7vo, 7vp, 7vq, 7vr, 7vs, 7vt, 7vu, 7vv, 7vw, 7vx, 7vy, 7vz, 7wa, 7wb, 7wc, 7wd, 7we, 7wf, 7wg, 7wh, 7wi, 7wj, 7wk, 7wl, 7wm, 7wn, 7wo, 7wp, 7wq, 7wr, 7ws, 7wt, 7wu, 7wv, 7ww, 7wx, 7wy, 7wz, 7xa, 7xb, 7xc, 7xd, 7xe, 7xf, 7xg, 7xh, 7xi, 7xj, 7xk, 7xl, 7xm, 7xn, 7xo, 7xp, 7xq, 7xr, 7xs, 7xt, 7xu, 7xv, 7xw, 7xx, 7xy, 7xz, 7ya, 7yb, 7yc, 7yd, 7ye, 7yf, 7yg, 7yh, 7yi, 7yj, 7yk, 7yl, 7ym, 7yn, 7yo, 7yp, 7yq, 7yr, 7ys, 7yt, 7yu, 7yv, 7yw, 7yx, 7yy, 7yz, 7za, 7zb, 7zc, 7zd, 7ze, 7zf, 7zg, 7zh, 7zi, 7zj, 7zk, 7zl, 7zm, 7zn, 7zo, 7zp, 7zq, 7zr, 7zs, 7zt, 7zu, 7zv, 7zw, 7zx, 7zy, 7zz.

The targets are related to the percentage of the cases actually completed excluding exempted cases.

(b) (6) (EOIR)

---

**From:** Kocur, Ana (EOIR)  
**Sent:** Thursday, October 13, 2011 9:18 AM  
**To:** Osuna, Juan (EOIR)  
**Subject:** FW: PG goals

EOIR - Non-Responsive

---

**From:** Dale, Amy (EOIR)  
**Sent:** Thursday, October 13, 2011 9:12 AM  
**To:** Kocur, Ana (EOIR); Blacksten, Deborah A. (EOIR)  
**Subject:** RE: PG goals

FY10 1st Q: 90%  
FY10 2nd Q: 89%  
FY10 3rd Q: 90%  
FY10 4th Q: 88%  
FY11 1st Q: 85%  
FY11 2nd Q: 86%  
FY11 3rd Q: 90%  
FY11 4th Q: 90%

Total FY10: 89% of Detained cases completed in 60 days  
Total FY11: 88%

Amy F. Dale

Assistant Director

Office of Planning, Analysis, and Technology

Executive Office for Immigration Review

U.S. Department of Justice

(b) (6)

(b) (6) (EOIR)

**From:** Caldwell, Rhonda (EOIR)  
**Sent:** Wednesday, January 19, 2011 9:53 AM  
**To:** Blacksten, Deborah A. (EOIR)  
**Cc:** Nasca, Paula (EOIR); Osuna, Juan (EOIR); Dale, Amy (EOIR); Butler, Vicki A. (EOIR); O'Leary, Brian (EOIR); D'Elia, Larry M. (EOIR); Kelly, Ed (EOIR)  
**Subject:** FW: Q1 FY 2011 HPPG Data Due  
**Attachments:** 2011 Immigration HPPG Q1 Data January 10, 2011.xls

Non-Responsive and (b) (5)

---

**From:** Dale, Amy (EOIR)  
**Sent:** Monday, January 10, 2011 10:20 AM  
**To:** Nasca, Paula (EOIR); O'Leary, Brian (EOIR); D'Elia, Larry M. (EOIR); Osuna, Juan (EOIR)  
**Cc:** Blacksten, Deborah A. (EOIR); Kelly, Ed (EOIR); Caldwell, Rhonda (EOIR)  
**Subject:** Q1 FY 2011 HPPG Data Due

Paula, Larry and Brian:

(b) (5)

Quarterly Status Report - High Priority Performance Goal

FY 2010

Immigration: Increase immigration judges by 19 percent by the end of FY 2011 so that as DHS criminal alien enforcement activity increases, not less than 85 percent of the immigration court detained cases are completed within 60 days.

	FY 2011											2-Yr Target FY 2010 & FY 2011				
	FY 2009 Actual	Annual Target	Q1 Target	Q1 Actual	Q1 Met/Not Met	Q2 Target	Q2 Actual	Q2 Met/Not Met	Q3 Target	Q3 Actual	Q3 Met/Not Met		Q4 Target	Q4 Actual	Q4 Met/Not Met	FY 2011 Total to- Date
Immigration																
Percent of detained cases completed within 60 days OPAT	92%	85.00%	85.00%	85.00%	Met	85.00%			85.00%					85.00%		85.00%
Lis on Board (reported in PREP on an annual basis) ADMIN	232	301	N/A			N/A			N/A							301
Indicators																
Vacancies ADMIN		N/A	N/A			N/A			N/A							N/A
Number of Us Departed (Attrition) ADMIN		N/A	N/A			N/A			N/A					0		N/A
Vacancy Announcements Issued ADMIN		N/A	N/A			N/A			N/A					0		N/A
Applications Screened by EOIR OCU		N/A	N/A			N/A			N/A					0		N/A
Candidates Interviewed by EOIR OCU		N/A	N/A			N/A			N/A					0		N/A
Vacancies Referred to DAG Selection Panel OCU		N/A	N/A			N/A			N/A					0		N/A
Referrals through the DAG to the AG EXECSEC		N/A	N/A	12		N/A			N/A					12		N/A
Judges EOD ADMIN		N/A	N/A			N/A			N/A					0		N/A
Milestones																
Coordinate with DHS on detention projects and enforcement initiatives OCU																
Completion status Chances are more than 50% complete or complete																
Quarterly update																

(b) (6) (EOIR)

**From:** Blacksten, Deborah A. (EOIR)  
**Sent:** Friday, November 04, 2011 11:47 AM  
**To:** Leen, Barbara (EOIR)  
**Cc:** Dale, Amy (EOIR); Endres, Brett (EOIR); Carpenter-Keller, Lori (EOIR)  
**Subject:** Government Performance and Results Act of 1993 (GPRA)

Barbara-  
Here is a link to the Government Performance and Results Act.  
[http://www.orau.gov/pbm/links/PL103\\_62.pdf](http://www.orau.gov/pbm/links/PL103_62.pdf)

You'll see that the Act primarily deals with the creation of Strategic Plans and the development of and reporting on performance goals.

(b) (5)

In March of 2009 DOJ gave all components the opportunity to look at their performance goals and propose to modify them if the agency so desired. This was an iterative process.

(b) (5)

(b) (5) The detained measure was modified to reduce the percent from 90% to 85%, to change it from "detained without applications for relief" to all detained, and to change the time frame from 30 days to 60 days. DOJ approved these modifications, and ultimately they were also accepted by OMB. These revised goals went into effect for the beginning of FY 2010.

(b) (5)

Please let me know if you need anything further, and if I can find out any more information about our original goals, I will let you know.  
DAB

Deborah Blacksten  
Office of Planning, Analysis, and Technology  
Executive Office for Immigration Review

(b) (6)

**Butler, Vicki A. (EOIR)**

---

**From:** Alder Reid, Lauren (EOIR)  
**Sent:** Wednesday, April 06, 2011 2:27 PM  
**To:** Osuna, Juan (EOIR); O'Leary, Brian (EOIR); Stutman, Robin M. (EOIR); Kocur, Ana (EOIR)  
**Subject:** HPPG

<http://www.justice.gov/imd/2011summary/pdf/performance-plan.pdf>

"Immigration: Increase Immigration Judges by 19 percent by the end of FY 2011 in order to expeditiously remove/release detained aliens by completing 85 percent of immigration court detained cases within 60 days."

-----  
Lauren Alder Reid  
Counsel, Legislative and Public Affairs  
U.S. Department of Justice  
Executive Office for Immigration Review

## 2011 PERFORMANCE PLAN

The Department of Justice recognizes that performance information is vital to making resource allocation decisions and should be an integral part of the budget. The Department's budget and performance integration efforts have included a full budgetary restructuring of all of the Department's accounts to better align strategic goals and objectives with resources. In addition, the Department provides detailed component-specific annual performance plans within individual budget submissions, which also serve as the Department's annual performance plan.

Under the Government Performance and Results Act of 1993 (GPRA), government agencies are required to develop long-term Strategic Plans defining general goals and objectives for their programs, and to develop Annual Performance Plans specifying measurable performance goals for all of the program activities in their budgets. Presently, the Department of Justice FY 2007-2012 Strategic Plan contains three goals. Additionally, the Department's Plan includes 25 key performance measures addressing its highest priorities toward achieving these long-term outcome goals. The Department strives to present the highest-level outcome-oriented measures available and fully report the accomplishments achieved during the reporting period.

As of the end of December 2009, 85 percent of the key performance measures have actual data. In some cases, indicators have a one-year lag time and thus are not included in this report. Based on available actual data, the Department achieved 61 percent of its key indicators in FY 2009, which is slightly lower than last year's overall success. The Department continues to emphasize long-term and annual performance measure development, placement of key performance indicators on cascading employee work plans, and Department-wide quarterly status reporting.

The Department will continue to examine its performance management system overall and implement improvements, where necessary. Additional improvement areas include continuing to improve the quality and utility of performance information, developing the capacity to use performance information through the use of technology and reliable data systems, and continuing to work with OMB and other federal agencies to develop mechanisms to target and measure efficiency of law enforcement and regulatory programs.

In addition, the Department is currently revising its Strategic Plan. The Plan is expected to be completed and published in the Spring FY 2010. The 25 key performance measures will be reexamined and revised to align with the new Strategic Plans' Goals and Objectives.

More detailed discussion about performance is also in Section III.

## DEPARTMENT PERFORMANCE IMPROVEMENT OFFICER AND PANEL

Executive Order 13450: Improving Government Program Performance called for the establishment of agency Performance Improvement Officers (PIO) to coordinate efforts to advance and measure government performance and efficiency. The PIO for the Department of Justice is the Deputy Assistant Attorney General for Administration/Controller. The DOJ PIO supervises and coordinates the performance management activities of the agency; works to improve program and agency goals; develops and improves agency strategic plans, annual performance plans and annual performance reports; and regularly convenes agency personnel to assess and improve program performance and efficiency.

A DOJ Performance Improvement Officer's Panel, comprised of DOJ component-wide senior level staff, assists the PIO. The PIO Panel works to improve the Department's Performance Management Systems so that DOJ can make effective management and budget decisions and spend taxpayer money wisely. This past year, the PIO Panel reviewed and reevaluated component's performance measures to streamline and clarify the Department's more than 600 performance measures. In addition, the PIO Panel worked to establish the Department's High Priority Performance Goals.

## HIGH PRIORITY PERFORMANCE GOALS

In June 2009, OMB issued a Budget and Performance Guidance Memorandum requiring federal agencies to identify a limited number of High Priority Performance Goals and begin to define the strategies and means to achieve them – this was the first step toward developing the President's agenda for building a high-performing government.

The guidance stated that a "high priority performance goal" is a measurable commitment to a specific result the Federal Government will deliver for the American people. These goals represent high priorities for both the Administration and the agency, have high relevance to the public or reflect the achievement of key agency missions, and will produce significant results over the next 12 to 24 months (FY 2010 and FY 2011). Given that the High Priority Performance Goals reflect a limited number of priorities, they would not fully reflect the agency's strategic goals nor cover the entire agency mission.

As part of developing the FY 2011 Budget and Performance Plan, the Department has identified a limited number of High Priority Performance Goals that will be of particular focus over the next two years. These goals are a subset of those used to regularly monitor and report performance. To view the full set of performance information please visit: <http://www.justice.gov/02organizations/bpp.htm>.



**National Security:** Increase the percentage of total counterterrorism investigations targeting Top Priority threats by 5 percent by the end of FY 2011.

**White Collar Crime:** Increase white collar caseload by 5 percent concerning mortgage fraud, health care fraud, and official corruption by FY 2012, with 90 percent of cases favorably resolved.

**Violent Crime:** Increase agents and prosecutors by 3 percent, in order to reduce incidents of violent crime in high crime areas by FY 2012.

**Immigration:** Increase Immigration Judges by 19 percent by the end of FY 2011 in order to expeditiously remove/release detained aliens by completing 85 percent of immigration court detained cases within 60 days.

**Public Safety:** Support 8,900 additional police officers by FY 2012 via COPS Hiring Programs to promote community policing strategies that are evidence based.

**Civil Rights:** Increase the number of persons favorably impacted by resolution of civil rights enforcement cases and matters.

- By the end of FY 2011 increase the criminal civil rights caseload by 34 percent with 80 percent of cases favorably resolved.
- By the end of FY 2011 increase the non-criminal civil rights caseload by 28 percent, with 80 percent of cases favorably resolved.
- By the end of FY 2011 increase the number of complaints finalized by mediation by 10 percent, with 75 percent of mediation complaints successfully resolved.

## PLACE-BASED AND PROGRAM EVALUATION INITIATIVES

In August 2009, an Executive Memorandum (OMB BDR 09-42, *Place-Based Policies and Programs*) was issued that provided guidance on policy principles meant to advance the Administration's domestic and fiscal priorities to increase the impact of government dollars by leveraging place-conscious planning and place-based programming. Place-based policies target the prosperity, economic and social equity, sustainability and livability of targeted geographic areas that have an impact on people who live within these areas. The objective of the memorandum was to develop proposals for the FY 2011 President's Budget that advanced the Administration's policy priorities in the most effective ways by improving place-based strategies already operating or by adopting such strategies where there was significant potential or impact on problems.

Overall, the FY 2011 budget provides \$112 million to the Department of Justice for place-based, evidence-supported initiatives to combat violence in local communities. The FY 2011 budget proposes a total of \$40 million for the Byrne Criminal Justice Innovation Program to support the

Administration's place-based initiative by providing demonstration grants to state, local and tribal governments to support innovative, evidence-based approaches to fighting crime and improving public safety. Additionally, \$1.8 million is included for the Office of Justice Program's National Institute of Justice (NIJ) to conduct a joint inmate reentry evaluation with the Bureau of Prisons and the Department of Labor related to issues such as employment assistance and substance abuse treatment for those released from local, state and federal prisons, as well as an evaluation-capacity building initiative for NIJ.

The budget also includes \$25.0 million for the Community-Based Violence Prevention Initiatives, which aim to reduce gun and other violence among youth gangs in cities and towns across the country, and \$37.0 million for the Attorney General's Children Exposed to Violence Initiative, which targets the youth most affected by violence and most susceptible to propagating it as they grow up. This new initiative is a central component of the Administration's interagency initiative on Neighborhood Revitalization. The budget includes \$10.0 million for the Stopping Crime Block by Block program, which will advance justice by developing knowledge about what works in criminal justice programs and policies, and what makes communities safer from crime through a multi-pronged research program that includes multi-site demonstration field experiments and basic social science research.

Further, the FY 2011 budget includes a total of \$55.8 million for Research, Evaluation, and Demonstration Programs for NIJ and the Bureau of Justice Statistics, which would significantly increase funding for social science research and evaluation.

## IMPROVING GOVERNMENT ACQUISITIONS

Successful acquisition outcomes are the direct result of having the appropriate personnel with the requisite skills managing various aspects of the acquisition process. Between FY 2000 and FY 2008, acquisition spending by civilian agencies increased by 56 percent, while the number of contract specialists grew by only 24 percent. This increased workload leaves less time for effective planning and contract administration and can lead to diminished acquisition outcomes. The lack of capacity and capability in the acquisition workforce results in tradeoffs during the acquisition lifecycle that may reduce the chance of successful outcomes while increasing costs and impacting schedule.

In July 2009, the Office of Management and Budget (OMB) issued the *Improving Government Contracting* memorandum (M-09-25) to address these concerns and in response to President Obama's call for federal agencies to improve the effectiveness of their acquisition practices. The OMB memorandum requires agencies to: (1) review their existing contracts and acquisition practices and develop a plan to save 7 percent of baseline

contract spending in FY 2011 and (2) reduce by 10 percent the share of dollars obligated in FY 2010 under new contract actions that are awarded with high-risk contracting authorities. The Department submitted its initial acquisition savings plan in November 2009 and is working closely with OMB to provide a more robust plan that will enable DOJ to fulfill the President's stated goals by the end of FY 2011.

To ensure that the Department's identified improvements and efficiencies are sustainable and achievable, it is imperative that DOJ increase the capacity and capability of its acquisition professionals in order to maximize value in federal contracting. The FY 2011 President's Budget invests additional resources to enhance the federal government's acquisition workforce, including \$10.8 million for the Department of Justice. Overall, this funding will support recruitment, hiring, retention, and training of the Department's acquisition workforce, as well as investments in information technology to improve acquisition workforce management and effectiveness. Requested resources will support investments in training to close identified gaps in such areas as project management, negotiations, requirements development, contract management, and other key topics, and in improvements to systems that support the contracting function.

#### **MANAGEMENT OF AMERICAN RECOVERY AND REINVESTMENT ACT OF 2009 FUNDS**

The Department of Justice received approximately \$4.0 billion in funding under the American Recovery and Reinvestment Act of 2009 (Recovery Act). The Department is fully committed to ensuring that the funds received are expended responsibly and transparently to further job creation, economic recovery, and other purposes of the Act. The Department submitted a plan in May 2009 that describes the Department's broad Recovery Act goals and the coordination efforts that are occurring within the Department to ensure successful implementation of requirements and monitoring of progress and performance, including actions to identify areas of risk and complete corrective actions. The detailed Department plan can be found at <http://www.justice.gov/recovery/pdfs/doj-agency-plan.pdf>.

The Recovery Act provided \$2.765 billion to the Office of Justice Programs (OJP) for grant programs that prevent and control crime, including drug-related crime, and provide victim compensation and assistance; \$1.0 billion to Community Oriented Policing Services (COPS) for the COPS Hiring Recovery Program (CHRP) to fund over 4,600 additional career law enforcement officers; \$225 million to the Office on Violence Against Women (OVW) for grant programs that support the work of state, local and tribal law enforcement to reduce violence against women and provide services to the victims of such crimes; \$10.0 million to the Bureau of Alcohol, Tobacco, Firearms and Explosives (ATF) to support Project

Gunrunner for the Southwest Border Initiative to reduce cross-border drug and weapons trafficking and violence on the border; and \$2.0 million for the Department's Office of the Inspector General (OIG) for oversight activities related to Recovery Act funding. Within 6 months of enactment, the Department obligated 82 percent of the Recovery Act grand funding; as of January 2010, the Department has obligated over 99 percent.

**Date: 3/4/11 (updated 3/8/11)**

**From; Thomas Fong, ACIJ**

**To: Ed Kelly, OCIJ**

**Subject: List of "BEST PRACTICES" for Detained Cases**

**Response to request made at the 3/1/11 ACIJ Mtg and follow up email of 3/2/11 by (b) (6) – Describe/list actions and steps that have and/or can be taken to increase the volume and efficiency of agency resources directed to detained hearings due by 3/8/11 to (b) (6)**

**I. The list under this Roman numeral section I was originally provided to CIJ (b) (6) and (b) (6) by me thru email on 1/13/11 when initial request was made by the CIJ to this ACIJ to compile and gather "best practices" from all ACIJs. Note: only ACIJ Larry Dean provided any response which I added to mine below.**

**A. IJs, CAs and staff were all informed that Detained Cases (DC) have priority over Non-detained cases and calendars.**

1. Two additional IJs (b) (6) will join IJ (b) (6) as full-time Detained docket IJs
2. Scheduling conflicts with Non-detained cases regardless of whether the Non-detained case were scheduled first will go to the DC.
3. A shortage or need for interpreters will go first to DC no matter when docketed.
4. Reassignment ALL of reassigned IJs Non-detained Cases (NDC), including but not limited to their currently pending, motions to reopen or remanded cases to other IJs.
  - a. This will be done on the rotation wheel for even redistribution (although once additional IJs come on board, the bulk of these pending cases not already reassigned, will be assigned to these new IJs).
  - b. IJs (b) (6) will review all remands to determine whether they should retain jurisdiction or have the case transferred.

**B. Additional Methods and Procedures implemented versus contemplated for Meeting and Exceeding these Detention Goals:**

1. **Proper Coding and Note-taking** ( *OPPM 05-07* and *Adjournment Code List*) certain ones are exempted from the HPPG 85% goal (See Memorandum *New Case Completion Goals FY 2010* dated 7/14/2010 from CIJ, that again lists "exempted" coded cases.)
2. **Use of VTC for Hearings**

3. **Expedited Court dockets** – former stipulated removal request process as a temporary measure due to *Ramos*
4. **Bond only dockets** (off-record; management of hearing time; evidence taken; notes taken, dictate decision only if appeal filed)
5. **Additional Support Staff** to Detainee calendars
6. **Additional IJs re-assigned if needed** (b) (6) (b) (6) others)
7. **Reassign Non-detained IJs to replace Detainee IJs on extended leave or unavailability**  
Esparanza (legal aid attys) signing off on stips in LAN
8. **Detained Pending Cases report - weekly review by CAs**
9. **Changing or cancelling AWS/CWS of judges and support staff**
10. **Assigning an IJ and support staff to the "temporary court" in OC in person hearings (caveat: this will not be authorized unless it meets OCIJ safety and SFM requirements)**
11. **Assigning only in person interpreters (as opposed to telephonic) to expedite hearings**

**C. Be cognizant of OCD and Detention challenges and Problems faced-to-date:**

1. VTC glitches
2. DHS failing to bring aliens to court (out of date calendars)
3. DHS attys challenging bond re-determinations
4. DHS attys ignoring IJs bond reductions
5. Routing of the completed apps for relief to the ROP
6. Need for a dedicated and experienced "UP" teams by DHS

**\*D. EMPHASIS:** Meetings were held with all IJs and CAs on the High Priority Performance Goal (HPPG) – 85% of detained cases completed within 60 days of filing is now the NUMBER 1 priority of the EOIR and DOJ concern. Therefore, the CIJ has emphasized that all IJ and support staff needed to achieve and exceed this goal are to be allocated; even if other goals suffer (i.e. 5 year Aged cases; 208 asylum 180 day goal; other GPRA goals, etc).

**II. List of Added Actions and Procedures implemented since 1/31/11 email to CIJ by this ACIJ's various courts:**

**A. Specific actions taken by my various courts:**

- a. HON – pre-agreement with DHS that the court can increase when needed with short notification.
- b. HON – pre-agreement with DHS that detained cases not completed by the Noon break will be brought back that afternoon for completion.
- c. HON – Guam detained cases added an additional morning per week to maintain HPPG.
- d. HON – when the Detainee IJ (b) (6) is unavailable; the second IJ automatically takes over the DC so none need be reset.

- e. LAN – Expedited Removal Hearings now set three times a week beginning mid-February for former Stipulated Removal Request cases;
- f. LAN - when IJ (b) (6) went on extended medical leave a full-time detail IJ (b) (6) reassigned indefinitely from her NDC.
- g. LAN – If an IJ at this only Detention court is unexpectedly unavailable the other two IJs know automatically that those cases will be reassigned them.
- h. LAN – IJs “share” exotic interpreters as needed.
- i. LAN – Stipulated Removal requests made by either party are heard the day they are filed.
- j. LOS - Expedited Removal Hearings will begin in by mid-March for former Stipulated Removal Request cases;
- k. LOS – added a 4<sup>th</sup> IJ started assigned to all detained calendars beginning last week of February (IJs (b) (6) now (b) (6) 2 in-person & 2 by VTC);
- l. LOS - Bond hearings now scheduled every ½ day a week assigned to one IJ (b) (6) so that cases can more quickly be placed in detained removal dockets of the other 3 detainee IJs.
- m. LOS – Agreement with DHS to DC scheduled for hearings normally on calendar within 2 days of receipt and no more then 2 weeks max.
- n. LOS – A DCA (b) (6) is specifically tasked with daily review and management of the DC checking for clerical errors (like for instance that a released alien is removed from the DC – watching for clerical errors.
- o. LOS – MTR granted by IJs on aliens Detained in another jurisdiction are automatically set for a DC no later then 9 days after the MTR is granted instead of waiting for COV, I-830 release forms, etc.
- p. LOS – a Detained Duty Judge assignment on a weekly basis as of March 7, 2011 replaces any of the 4 Detained IJs that have unexpectedly or unscheduled leave.
- q. LOS - Monthly meetings with DHS to discuss and resolve detained issues is held by the DCA and DCC over detention.
- r. LOS – Stipulated Removal Requests (without hearing) is in the process of implementation (no later then mid-March) that will use the OPPM 10-01 form and also comply with the Ramos decision concerns. (See email sent to ACIJ/OCIJ from ACIJ Fong entitled *Stipulated Removal Requests re the Ramos decision – 2/23/11.*)
- s. SLC – increased detained calendars in December 2010 from 1 ½ days a week to 2 full days a week.
- t. SLC – assistance requested by VTC for non-detained cases in order for situs IJs to handle DCs in a timely manner.
- u. SLC – trained support staff in proper coding of resets.
- v. SLC – Held “special” or additional detained calendars in order to keep the DC within 6 weeks or less (and bumping non-detained cases scheduled when needed).

- w. SLC – holding a separate “bond only” hearings or calendars to get cases on docket asap.
- x. SLC – having a “Plan B” for recovering otherwise lost detained days when an IJ is unexpectedly absent (illness, emergency, weather, etc) by a) remaining IJ taking on the DC or b) bumping out the absent IJ’s non-detained calendar upon return to replace with the detained cases.

B. Summary in general what can be done.

- a. Note: above in section II.A. above that a number of my courts have used the same “best practices” (example – separate bond detained only calendars).
- b. Ensure helpdesk tickets are defined to as “detained” to get expedited response to detained issues.
- c. Provide a weekly “Detained Cases Report” to IJs doing detained cases so they can see if any cases need to be prioritized and advanced.
- d. If necessary, place a sticker on ROP scheduled for Individual indicating the 60<sup>th</sup> day deadline date.
- e. Setting a bond calendar separate and apart from the regular master so detained aliens can bond out of custody.
- f. Process I-830s quickly so available slots can be used expeditiously.
- g. Set up an expedited procedure for judges who are assigned detained to call in sick and thereby reassign another IJ
- h. Ensuring detained filings are entered within two days of receipt and are scheduled no more than two weeks out.
- i. Cross train staff in handling detained matters
- j. Provide next day’s calendar to the officer bringing the detainees to ensure that all detainees are brought to the hearing. (There seems to be lack of communication within DHS and that is causing detainees’ absence from the hearings.)
- k. E-mail DHS of any changes in the calendar for the next day to ensure they are aware of the changes.
- l. Regular meetings with staff to get feedback as to how things are going and suggestions for improvement.
- m. Monthly meetings with IJ’s doing detained to get feed back as to needed changes and/or improvements – provide information of changes and provide positive feedback from ACIJ.

3-17-11

**Steps EOIR managers have taken  
to move resources to the detained dockets:**

**Communicated the Priority**

- Conducted face-to-face meetings to communicate the priority
- Made it clear that detained cases have priority over non-detained cases and calendars and resources must be allocated to this priority even if other priorities suffer
- Met with detained court judges to stress the importance of moving those cases that can be moved quickly
- Sent detained case reports to every judge hearing detained cases, and their Court administrators

**Adjusted the Court's Dockets to reflect the Detained Caseload Priority**

- Added Judges to the detained docket
- Gave detained cases priority over non-detained in the case of all scheduling conflicts
- Added detained docket time to mixed dockets
- Converted certain individual hearing time into master calendar hearing time to reduce the delay in getting to a first master calendar hearing
- Started separate bond-only dockets assigned to a single IJ
- Reassigned all non-detained cases away from the newly designated detained docket judges
- Obtained additional Headquarters immigration Court VTC coverage
- Decreased the amount of non-detained hearing time in mixed dockets to focus more hearing time on detained cases
- Created expedited court dockets and "prompt hearings" for non-contested removal to ensure these cases are heard the day they are filed, both during pendency of the uncertainty surrounding the *Ramos* litigation, and thereafter.

**(MANAGERS' STEPS TO MOVE RESOURCES TO DETAINED DOCKETS) (p. 2)**

- Set MTR grants for respondents detained in other court locations, without waiting for the 1-830, to ensure hearing within 9 days
- Adjust calendars to schedule detailed judges during detained judges' administrative time
- Expanded use of VTC for detained case coverage
- Reassigned non-detained judges to detained courts to ensure detained court is at full capacity
- Filled in detained IJ dockets when the detained judge is on leave 8 hours or more
- Heard detained cases on the detained judge's CWS day via VTC
- Assigned a "detained duty judge" to take over automatically when a detained judge is out even on short notice
- Readjusted employee schedules, changed or canceled CWS schedules
- Assigned additional support staff to detainee calendars
- Designated specific additional backup detained IJ team
- Added JLC resources to detained sites to assist in completing complex detained matters

**Enhanced Detained Caseload Management Efforts**

- Reviewed remands to determine whether they should be reassigned on the basis of detained case priorities (LOS).
- Identified and respond rapidly to glitches that threaten delay in detained cases, including VTC or out of date calendars
- Tasked a DCA specifically with daily review & mgt. of the detained docket.
- Required weekly review of the detained pending case report
- Ensured helpdesk tickets for issues involving detained cases are clearly marked "detained" for priority.



- Provided IJs with the bond questionnaires used in LOS and MIA to facilitate bond hearings

(b) (5)

- Establishing a unified detained hearing location code for BOS to better track detained cases.

#### **Aligned Interpreter Services with Detained Caseload Priority**

- Resolved all interpreter shortages in favor of the detained cases
- Assigned only in-person interpreters (not telephonic) in detained cases to expedite hearings
- Shared "exotic language" interpreters for efficiency

#### **Coordinated with DHS on issues related to the Detained Caseload Priority**

- Negotiated with DHS such that detained cases scheduled for completion before noon but not finished, will be brought back in the afternoon for completion
- Initiated monthly detention meetings with DHS to resolve issues and find efficiencies.
- Initiated discussions on expanded use of VTC to hear cases in the anticipated detained space in Essex County, NJ
- Negotiated with DHS for space in detention facilities set up an additional VTC units
- Requested from ERO an additional hearing location and VTC so that we can do three detained hearings at a time in Cleveland

#### **Facilitated Pro Bono Services**

- Amended dockets to facilitate and increase pro bono representation to assist in completing cases through quicker screening, advisals and issue-identification

**Date: 3/4/11 (updated 3/8/11)**

**From; Thomas Fong, ACIJ**

**To: Ed Kelly, OCIJ**

**Subject: List of "BEST PRACTICES" for Detained Cases**

**Response to request made at the 3/1/11 ACIJ Mtg and follow up email of 3/2/11 by (b) (6) – Describe/list actions and steps that have and/or can be taken to increase the volume and efficiency of agency resources directed to detained hearings due by 3/8/11 to (b) (6)**

**I. The list under this Roman numeral section I was originally provided to CIJ O'Leary and Ed Kelly by me thru email on 1/13/11 when initial request was made by the CIJ to this ACIJ to compile and gather "best practices" from all ACIJs. Note: only ACIJ Larry Dean provided any response which I added to mine below.**

**A. IJs, CAs and staff were all informed that Detained Cases (DC) have priority over Non-detained cases and calendars.**

1. Two additional IJs (b) (6) will join IJ (b) (6) as full-time Detained docket IJs
2. Scheduling conflicts with Non-detained cases regardless of whether the Non-detained case were scheduled first will go to the DC.
3. A shortage or need for interpreters will go first to DC no matter when docketed.
4. Reassignment ALL of reassigned IJs Non-detained Cases (NDC), including but not limited to their currently pending, motions to reopen or remanded cases to other IJs.
  - a. This will be done on the rotation wheel for even redistribution (although once additional IJs come on board, the bulk of these pending cases not already reassigned, will be assigned to these new IJs).
  - b. IJs (b) (6) will review all remands to determine whether they should retain jurisdiction or have the case transferred.

**B. Additional Methods and Procedures implemented versus contemplated for Meeting and Exceeding these Detention Goals:**

1. **Proper Coding and Note-taking** ( *OPPM 05-07 and Adjournment Code List*) certain ones are exempted from the HPPG 85% goal (See Memorandum *New Case Completion Goals FY 2010* dated 7/14/2010 from CIJ, that again lists "exempted" coded cases.)
2. **Use of VTC for Hearings**

## Lawhorn, Suleana (EOIR)

---

**From:** Dufresne, Jill (EOIR)  
**Sent:** Thursday, March 03, 2011 12:57 PM  
**To:** Kelly, Ed (EOIR)  
**Subject:** Detained hearings

Hi Ed, This is in response to your e mail of March 2, 2011 requesting that we describe the steps that we have taken, and are taking, to increase the efficiency of our detained calendars.

1. Buffalo/Batavia: We were fortunately able to hire another judge for the Batavia Detention Center before the hiring freeze.
2. Bloomington: Judge (b) (6) is, and has been, our full time detained judge. However, in order to address increased detained receipts, both Judge (b) (6) and Judge (b) (6) are now also hearing detained cases (on an ad hoc basis -- to ensure that our detained calendar remains current). An additional VTC unit was purchased for Judge (b) (6) courtroom to permit her to hear detained cases via VTC. Judge (b) (6) courtroom was already equipped with a VTC unit. Additionally, for a brief period of time this year we also enlisted the assistance of Judge (b) (6) from HQIC to help with the detained caseload. However, as you know, this led to space problems, as DHS advised that they had no room where they could place the respondent's attorney and witnesses in those cases over which Judge (b) (6) was presiding. Thus, for the time being we are no longer using Judge (b) (6) (but see Chicago, below). To resolve this issue, you granted permission for our pro bono attorney room to be wired for VTC equipment. Thus, in the future, should we need the assistance of HQIC, one of our portable VTC units can be wheeled into the pro bono room. Attorneys and witnesses can appear appear/testify via this equipment.
3. Chicago: Judge (b) (6) is, and has been, our detained judge. However, to maintain our voluminous detained calendar relatively current, we are using the assistance of other judges. One half of Judge (b) (6) agenda is dedicated to hearing individual detained cases. Additionally, Judge (b) (6) has heard, and continues to hear, detained cases on Fridays. Additionally, we have made the following change in the detained docket. Electronic monitoring cases, until a month or so ago, were scheduled on the detained docket taking up much needed slots. These electronic monitoring cases have now been placed on a docket heard monthly (approximately), by Judge (b) (6). Additionally, Judge (b) (6) who normally is assigned to the Omaha docket, has been scheduled to hear approximately 11 Chicago detained master calendars (from February 2011 to April 2011). We will monitor our receipts and continue to use Judge (b) (6) if necessary. Additionally, I have consulted with ACIJ Smith about using Judge (b) (6) to hear detained individual cases in Chicago, as we could no longer use him in Bloomington. He had no objections and, accordingly, we will use Judge (b) (6) to hear detained individual cases in Chicago, during the months of March and April. I also note, that some Judge are advising me when their non detained cases are rescheduled and are offering to do detained cases. Finally, assuming that Judge (b) (6) can transfer to Chicago, I am seriously considering assigning her as the second full time detained judge.
4. Detroit: We have added IJ resources to keep the detained calendars relatively current. Accordingly, at the present time we have two judges (out of 4) who hear almost exclusively detained dockets. Also, (b) (6) has requested that DHS add a VTC unit at one of the detention centers so that both judges can hear detained dockets at the same time from that detention center. DHS advised that they would do so, but the unit has not yet been installed. (b) (6) will be following up.
5. Kansas City: Both judges hear detained cases (not exclusively). Also we have enlisted the assistance of HQIC to hear non detained cases, but will probably be switching this docket to a detained docket.
6. Memphis: We have a minimal detained caseload in Memphis and no changes were required to keep this docket current.
7. Omaha: Judge (b) (6) was reassigned to be our detained judge. However, based on January's statistics, we were not meeting our goal in Omaha. Accordingly, Judge (b) (6) will also now be hearing a detained docket (either ½ day or one full day). If this is not sufficient, then Judge (b) (6) will no longer be the detained judge and the docket will be divided between Judges (b) (6) and (b) (6). Also, we are using HQIC to hear detained cases.

I hope this helps.

Jill.

**Lawhorn, Suleana (EOIR)**

---

**From:** Minor, Lea (EOIR)  
**Sent:** Wednesday, August 01, 2012 10:45 AM  
**To:** Minor, Lea (EOIR); All of Court Administrators (EOIR)  
**Cc:** O'Leary, Brian (EOIR); McGoings, Michael (EOIR); Dean, Larry R. (EOIR); Dufresne, Jill (EOIR); Fong, Thomas (EOIR); Keller, Mary Beth (EOIR); Kelly, Ed (EOIR); Nadkarni, Deepali (EOIR); Sukkar, Elisa (EOIR); Weil, Jack (EOIR); Wiggs, Nicole (EOIR); Pasierb, Mark (EOIR); Ortiz, Lillian (EOIR); Moutinho, Deborah (EOIR); Cannetti, Francesca P. (EOIR); Roldan, Martin (EOIR); Maggard, Print (EOIR); Jackson, Cynthia (EOIR); Weisel, Robert (EOIR); Monsky, Paul (EOIR); Santoro, Christopher A (EOIR); Bartolomei, Jr. Rico (EOIR); Davis, John (EOIR)  
**Subject:** Detained Pending Cases Report 08/01/12  
**Attachments:** Detained Pending Cases080112.xls; Detained Pending Cases080112.pdf

Please find the weekly extraction of the Detained Pending Cases report for the sub-set of cases currently set between 40-60 days of the goal attached.

**Non-Responsive**

Please let me know if you have any questions.

Thank you,  
Allison

1,769			Detained Pending Cases							8/1/2012
Base City Code	Hearing Loc Code	II Code	Alon Number	Alon Full Name	Rec'd at EOR Date	Days Pending	Latest Hearing Date	Projected 60th Day	Latest Hearing Calendar Type	Days Pending(2) as of today's date
ATL	ATD	EBW	(b)	(6)	6/4/2012	56	8/6/2012	8/3/2012	M	58
ATL	ATD	EBW	(b)	(6)	6/4/2012	58	8/6/2012	8/3/2012	M	58
ATL	ATD	EBW	(b)	(6)	6/5/2012	57	8/6/2012	8/4/2012	M	57
ATL	ATD	EBW	(b)	(6)	6/14/2012	48	8/6/2012	8/13/2012	M	48
ATL	ATD	JDP	(b)	(6)	6/15/2012	47	8/21/2012	8/14/2012	M	47
ATL	ATD	JDP	(b)	(6)	6/20/2012	42	8/21/2012	8/19/2012	M	42
ATL	ATD	JDP	(b)	(6)	6/20/2012	42	8/14/2012	8/19/2012	M	42
ATL	ATD	JDP	(b)	(6)	6/20/2012	42	8/14/2012	8/19/2012	M	42
ATL	ATD	JDP	(b)	(6)	6/21/2012	41		8/20/2012		41
ATL	ATD	MGM	(b)	(6)	6/7/2012	55	8/1/2012	8/6/2012	M	55
ATL	ATD	MGM	(b)	(6)	6/7/2012	55	8/15/2012	8/6/2012	M	55
ATL	ATD	MGM	(b)	(6)	6/12/2012	50	8/1/2012	8/11/2012	M	50
ATL	ATD	MGM	(b)	(6)	6/12/2012	50	8/1/2012	8/11/2012	M	50
ATL	ATD	MGM	(b)	(6)	6/12/2012	50	8/1/2012	8/11/2012	M	50
ATL	ATD	MGM	(b)	(6)	6/20/2012	42	8/14/2012	8/19/2012	M	42
ATL	ATD	WAC	(b)	(6)	6/7/2012	55	8/1/2012	8/6/2012	M	55
ATL	ATD	WAC	(b)	(6)	6/14/2012	48	8/22/2012	8/13/2012	M	47
ATL	ATD	WAC	(b)	(6)	6/20/2012	42	8/8/2012	8/19/2012	M	42
ATL	ATD	WAC	(b)	(6)	6/21/2012	41	8/8/2012	8/20/2012	M	41
ATL	ATD	WAC	(b)	(6)	6/21/2012	41	8/23/2012	8/29/2012	I	41
ATL	ATD	WAC	(b)	(6)	6/21/2012	41	8/8/2012	8/20/2012	M	41
ATL	ATD	WAC	(b)	(6)	6/21/2012	41	8/15/2012	8/20/2012	M	41
ATL	ATD	WAC	(b)	(6)	6/22/2012	40	8/8/2012	8/21/2012	M	40
ATL	ATD	WAC	(b)	(6)	6/22/2012	40	8/8/2012	8/21/2012	M	40
ATL	ATD	WAC	(b)	(6)	6/22/2012	40	8/8/2012	8/21/2012	M	40
ATL	ATD	WAC	(b)	(6)	6/22/2012	40	8/8/2012	8/21/2012	M	40
ATL	ATD	WAC	(b)	(6)	6/22/2012	40	8/14/2012	8/21/2012	I	40
ATL	ATD	WRH	(b)	(6)	6/15/2012	47		8/14/2012		46
ATL	ATL	EBW	(b)	(6)	6/4/2012	56	11/28/2012	8/3/2012	M	57
ATL	ATL	EBW	(b)	(6)	6/11/2012	51	11/28/2012	8/10/2012	M	51
BAL	BAL	DWC	(b)	(6)	6/5/2012	57	8/29/2012	8/4/2012	M	56
BAL	BAL	DWC	(b)	(6)	6/15/2012	47	8/29/2012	8/14/2012	I	47
BAL	BAL	DWC	(b)	(6)	6/15/2012	47	8/1/2012	8/14/2012	M	47
BAL	BAL	JFG	(b)	(6)	6/7/2012	55	8/23/2012	8/6/2012	I	55
BAL	BAL	JFG	(b)	(6)	6/11/2012	51	8/9/2012	8/10/2012	I	51
BAL	BAL	JFG	(b)	(6)	6/11/2012	51	8/9/2012	8/10/2012	I	51
BAL	BAL	JFG	(b)	(6)	6/14/2012	48	8/23/2012	8/13/2012	I	48
BAL	BAL	JFG	(b)	(6)	6/14/2012	48	8/23/2012	8/13/2012	I	48
BAL	BAL	JFG	(b)	(6)	6/21/2012	41	9/13/2012	8/20/2012	I	41
BAL	BAL	JFG	(b)	(6)	6/21/2012	41	8/9/2012	8/20/2012	I	41
BAL	BAL	JFG	(b)	(6)	6/21/2012	41	10/17/2012	8/20/2012	M	41
BAL	BAL	LD	(b)	(6)	6/6/2012	56	8/14/2012	8/5/2012	I	56
BAL	BAL	PTW	(b)	(6)	6/14/2012	48	8/2/2012	8/13/2012	M	48
BLM	BLD	KWO	(b)	(6)	6/6/2012	56	8/13/2012	8/5/2012	I	56
BLM	BLD	KWO	(b)	(6)	6/12/2012	50	9/10/2012	8/11/2012	I	50
BLM	BLD	SEC	(b)	(6)	6/5/2012	57	9/11/2012	8/4/2012	I	57
BLM	BLD	SEC	(b)	(6)	6/20/2012	42	9/4/2012	8/19/2012	I	42
BLM	BLD	WJN	(b)	(6)	6/6/2012	56	8/13/2012	8/5/2012	M	56
BLM	BLD	WJN	(b)	(6)	6/8/2012	54		8/7/2012		54
BLM	BLD	WJN	(b)	(6)	6/14/2012	48	9/5/2012	8/13/2012	I	48
BLM	BLD	WJN	(b)	(6)	6/20/2012	42	7/2/2012	8/19/2012	M	42
BLM	BLD	WJN	(b)	(6)	6/21/2012	41	8/6/2012	8/20/2012	M	41
BLM	BLD	WJN	(b)	(6)	6/22/2012	40	9/26/2012	8/21/2012	I	40
BOS	BDT	PMG	(b)	(6)	6/13/2012	49	8/8/2012	8/12/2012	I	49
BOS	BDT	PMG	(b)	(6)	6/18/2012	44	8/1/2012	8/17/2012	M	44
BOS	BDT	PMG	(b)	(6)	6/19/2012	43	8/1/2012	8/18/2012	M	43
BOS	BDT	PMG	(b)	(6)	6/19/2012	43	8/1/2012	8/18/2012	M	43
BOS	BDT	PMG	(b)	(6)	6/21/2012	41	8/1/2012	8/20/2012	M	41
BOS	BDT	PMG	(b)	(6)	6/21/2012	41	8/1/2012	8/20/2012	M	41
BOS	BDT	PMG	(b)	(6)	6/21/2012	41	8/1/2012	8/20/2012	M	41
BOS	BDT	PMG	(b)	(6)	6/21/2012	41	8/1/2012	8/20/2012	M	41
BOS	BDT	PMG	(b)	(6)	6/21/2012	41	8/1/2012	8/20/2012	M	41
BOS	BDT	PMG	(b)	(6)	6/22/2012	40	8/1/2012	8/21/2012	M	40
BOS	BDT	PMG	(b)	(6)	6/22/2012	40	8/8/2012	8/21/2012	I	40
BOS	BDT	PMG	(b)	(6)	6/22/2012	40	8/1/2012	8/21/2012	M	40
BOS	BDT	PMG	(b)	(6)	6/22/2012	40	8/1/2012	8/21/2012	M	40
BOS	BDT	PMG	(b)	(6)	6/22/2012	40	8/1/2012	8/21/2012	M	40
BOS	BDT	SFD	(b)	(6)	6/4/2012	58	8/1/2012	8/3/2012	I	58
BOS	BDT	SFD	(b)	(6)	6/4/2012	58	8/15/2012	8/3/2012	I	58
BOS	BDT	SFD	(b)	(6)	6/4/2012	58	8/1/2012	8/3/2012	I	58
BOS	BDT	SFD	(b)	(6)	6/4/2012	58	9/13/2012	8/3/2012	I	58
BOS	BDT	SFD	(b)	(6)	6/5/2012	57	8/20/2012	8/4/2012	M	57
BOS	BDT	SFD	(b)	(6)	6/5/2012	57	7/31/2012	8/4/2012	M	57

Base City Code	Hearing Loc Code	IJ Code	Allen Number	Allen Full Name	Rec'd at EDR Date	Days Pending	Latest Hearing Date	Projected 60th Day	Latest Hearing Calendar Type	Days Pending(2) as of today's date
BOS	BDT	SFD	(b) (6)		6/5/2012	57	8/10/2012	8/4/2012	I	57
BOS	BDT	SFD	(b) (6)		6/5/2012	57	7/31/2012	8/4/2012	M	57
BOS	BDT	SFD	(b) (6)		6/5/2012	57	7/31/2012	8/4/2012	M	57
BOS	BDT	SFD	(b) (6)		6/4/2012	56	8/19/2012	8/5/2012	I	56
BOS	BDT	SFD	(b) (6)		6/12/2012	50	7/31/2012	8/11/2012	M	50
BOS	BDT	SFD	(b) (6)		6/12/2012	50	8/9/2012	8/11/2012	M	50
BOS	BDT	SFD	(b) (6)		6/12/2012	50	8/27/2012	8/11/2012	M	50
BOS	BDT	SFD	(b) (6)		6/12/2012	50	8/13/2012	8/11/2012	M	50
BOS	BDT	SFD	(b) (6)		6/12/2012	50	8/2/2012	8/11/2012	M	50
BOS	BDT	SFD	(b) (6)		6/12/2012	50	8/3/2012	8/11/2012	M	50
BOS	BDT	SFD	(b) (6)		6/12/2012	50	8/17/2012	8/11/2012	I	50
BOS	BDT	SFD	(b) (6)		6/12/2012	50	8/2/2012	8/11/2012	M	50
BOS	BDT	SFD	(b) (6)		6/12/2012	50	8/16/2012	8/11/2012	M	50
BOS	BDT	SFD	(b) (6)		6/12/2012	50	8/1/2012	8/11/2012	I	50
BOS	BDT	SFD	(b) (6)		6/14/2012	48	8/13/2012	8/13/2012	M	48
BOS	BDT	SFD	(b) (6)		6/14/2012	48	8/1/2012	8/13/2012	I	48
BOS	BDT	SFD	(b) (6)		6/14/2012	48	8/2/2012	8/13/2012	M	48
BOS	BDT	SFD	(b) (6)		6/14/2012	48	8/1/2012	8/13/2012	I	48
BOS	BDT	SFD	(b) (6)		6/14/2012	48	8/1/2012	8/13/2012	I	48
BOS	BDT	SFD	(b) (6)		6/14/2012	48	7/31/2012	8/13/2012	M	48
BOS	BDT	SFD	(b) (6)		6/14/2012	48	7/31/2012	8/13/2012	M	48
BOS	BDT	SFD	(b) (6)		6/14/2012	48	8/2/2012	8/13/2012	M	48
BOS	BDT	SFD	(b) (6)		6/14/2012	48	8/3/2012	8/13/2012	M	48
BOS	BDT	SFD	(b) (6)		6/14/2012	48	8/20/2012	8/13/2012	M	48
BOS	BDT	SFD	(b) (6)		6/14/2012	48	8/7/2012	8/13/2012	M	48
BOS	BDT	SFD	(b) (6)		6/14/2012	48	8/3/2012	8/13/2012	M	48
BOS	BDT	SFD	(b) (6)		6/14/2012	48	8/6/2012	8/13/2012	M	48
BOS	BDT	SFD	(b) (6)		6/14/2012	48	8/17/2012	8/13/2012	M	48
BOS	BDT	SFD	(b) (6)		6/14/2012	48	8/1/2012	8/13/2012	I	48
BOS	BDT	SFD	(b) (6)		6/15/2012	47	7/31/2012	8/14/2012	M	47
BOS	BDT	SFD	(b) (6)		6/15/2012	47	8/9/2012	8/14/2012	M	47
BOS	BDT	SFD	(b) (6)		6/15/2012	47	8/1/2012	8/14/2012	I	47
BOS	BDT	SFD	(b) (6)		6/15/2012	47	7/31/2012	8/14/2012	M	47
BOS	BDT	SFD	(b) (6)		6/15/2012	47	8/31/2012	8/14/2012	M	47
BOS	BDT	SFD	(b) (6)		6/15/2012	47	8/16/2012	8/14/2012	M	47
BOS	BDT	SFD	(b) (6)		6/18/2012	44	8/2/2012	8/17/2012	M	44
BOS	BDT	SFD	(b) (6)		6/18/2012	44	8/3/2012	8/17/2012	M	44
BOS	BDT	SFD	(b) (6)		6/18/2012	44	8/8/2012	8/17/2012	I	44
BOS	BDT	SFD	(b) (6)		6/18/2012	44	8/6/2012	8/17/2012	M	44
BOS	BDT	SFD	(b) (6)		6/19/2012	43	8/23/2012	8/18/2012	M	43
BOS	BDT	SFD	(b) (6)		6/19/2012	43	7/31/2012	8/18/2012	M	43
BOS	BDT	SFD	(b) (6)		6/19/2012	43	8/27/2012	8/18/2012	M	43
BOS	BDT	SFD	(b) (6)		6/19/2012	43	8/3/2012	8/18/2012	M	43
BOS	BDT	SFD	(b) (6)		6/19/2012	43	7/9/2012	8/18/2012	M	43
BOS	BDT	SFD	(b) (6)		6/21/2012	41	8/1/2012	8/20/2012	I	41
BOS	BDT	SFD	(b) (6)		6/21/2012	41	8/6/2012	8/20/2012	M	41
BOS	BDT	SFD	(b) (6)		6/22/2012	40	8/17/2012	8/21/2012	M	40
BOS	BOS	RHC	(b) (6)		6/7/2012	55	6/5/2013	8/6/2012	M	55
BOS	BOS	RHC	(b) (6)		6/15/2012	47	11/22/2000	8/14/2012	M	46
BOS	BOS	RHC	(b) (6)		6/15/2012	47	7/12/2006	8/14/2012	M	46
BUF	BTV	SJC	(b) (6)		6/4/2012	58	8/28/2012	8/3/2012	I	57
BUF	BTV	SJC	(b) (6)		6/4/2012	58	8/30/2012	8/3/2012	I	58
BUF	BTV	SJC	(b) (6)		6/5/2012	57	8/6/2012	8/4/2012	M	57
BUF	BTV	SJC	(b) (6)		6/6/2012	56	8/6/2012	8/5/2012	I	56
BUF	BTV	SJC	(b) (6)		6/6/2012	56	8/20/2012	8/5/2012	M	56
BUF	BTV	SJC	(b) (6)		6/7/2012	55	8/20/2012	8/6/2012	M	55
BUF	BTV	SJC	(b) (6)		6/7/2012	55	8/8/2012	8/6/2012	M	55
BUF	BTV	SJC	(b) (6)		6/7/2012	55	8/20/2012	8/6/2012	M	55
BUF	BTV	SJC	(b) (6)		6/12/2012	50	8/9/2012	8/11/2012	I	50
BUF	BTV	SJC	(b) (6)		6/12/2012	50	8/23/2012	8/11/2012	I	50
BUF	BTV	SJC	(b) (6)		6/12/2012	50	8/22/2012	8/11/2012	M	50
BUF	BTV	SJC	(b) (6)		6/12/2012	50	8/8/2012	8/11/2012	M	50
BUF	BTV	SJC	(b) (6)		6/12/2012	50	8/14/2012	8/11/2012	M	49
BUF	BTV	SJC	(b) (6)		6/13/2012	49	8/8/2012	8/12/2012	M	49
BUF	BTV	SJC	(b) (6)		6/13/2012	49	8/27/2012	8/12/2012	M	49
BUF	BTV	SJC	(b) (6)		6/13/2012	49	8/20/2012	8/12/2012	M	49
BUF	BTV	SJC	(b) (6)		6/14/2012	48	8/20/2012	8/13/2012	M	47
BUF	BTV	SJC	(b) (6)		6/14/2012	48	8/21/2012	8/13/2012	I	48
BUF	BTV	SJC	(b) (6)		6/20/2012	42	9/11/2012	8/19/2012	I	42
BUF	BTV	SJC	(b) (6)		6/21/2012	41	8/6/2012	8/20/2012	M	41
BUF	BTV	SJC	(b) (6)		6/6/2012	56	1/12/2012	8/5/2012	M	55
BUF	BTV	SJC	(b) (6)		6/14/2012	48	3/26/2012	8/13/2012	M	48
BUF	BTV	SJC	(b) (6)		6/21/2012	41	3/28/2012	8/20/2012	M	41
BUF	BUF	RPO	(b) (6)		6/5/2012	57	8/6/2012	8/4/2012	I	57
BUF	BUF	RPO	(b) (6)		6/7/2012	55	7/9/2012	8/6/2012	I	54

Base City Code	Hearing Loc Code	ED Code	Alien Number	Alien Full Name	Rac'd at EOIR Date	Days Pending	Latest Hearing Date	Projected 60th Day	Latest Hearing Calendar Type	Days Pending(2) as of today's date
BUF	BUF	RPO	(b) (6)		6/21/2012	41	8/9/2012	8/20/2012	I	41
CHI	CHD	ECK			6/7/2012	55	6/7/2012	8/6/2012	M	55
CHI	CHD	ECK			6/7/2012	55	8/6/2012	8/6/2012	I	55
CHI	CHD	ECK			6/11/2012	51	8/7/2012	8/10/2012	M	51
CHI	CHD	ECK			6/11/2012	51	8/8/2012	8/10/2012	I	51
CHI	CHD	ECK			6/12/2012	50	8/14/2012	8/11/2012	M	49
CHI	CHD	ECK			6/14/2012	48	8/8/2012	8/13/2012	I	48
CHI	CHD	ECK			6/14/2012	48	8/6/2012	8/13/2012	I	48
CHI	CHD	ECK			6/15/2012	47	8/9/2012	8/14/2012	M	47
CHI	CHD	ECK			6/15/2012	47	8/28/2012	8/14/2012	M	47
CHI	CHD	ECK			6/15/2012	47	8/14/2012	8/14/2012	M	47
CHI	CHD	ECK			6/15/2012	47	8/6/2012	8/14/2012	I	47
CHI	CHD	ECK			6/19/2012	43	8/7/2012	8/18/2012	M	43
CHI	CHD	ECK			6/19/2012	43	8/7/2012	8/18/2012	M	43
CHI	CHD	ECK			6/19/2012	43	8/9/2012	8/18/2012	M	43
CHI	CHD	ECK			6/19/2012	43	8/9/2012	8/18/2012	M	43
CHI	CHD	ECK			6/19/2012	43	8/14/2012	8/18/2012	M	43
CHI	CHD	ECK			6/21/2012	41	8/14/2012	8/20/2012	M	41
CHI	CHD	JRF			6/5/2012	57	8/6/2012	8/4/2012	M	57
CHI	CHD	JRF			6/7/2012	55	8/6/2012	8/6/2012	M	55
CHI	CHD	JRF			6/8/2012	54	8/14/2012	8/7/2012	M	54
CHI	CHD	JRF			6/11/2012	51	8/20/2012	8/10/2012	M	51
CHI	CHD	JRF			6/11/2012	51	8/2/2012	8/10/2012	M	51
CHI	CHD	JRF			6/11/2012	51	7/2/2012	8/10/2012	M	51
CHI	CHD	JRF			6/12/2012	50	8/20/2012	8/11/2012	M	49
CHI	CHD	JRF			6/13/2012	49	6/21/2012	8/12/2012	M	49
CHI	CHD	JRF			6/14/2012	48	8/6/2012	8/13/2012	M	48
CHI	CHD	JRF			6/14/2012	48	8/2/2012	8/13/2012	M	48
CHI	CHD	JRF			6/14/2012	48	8/2/2012	8/13/2012	M	48
CHI	CHD	JRF	6/14/2012	48	7/2/2012	8/13/2012	M	48		
CHI	CHD	JRF	6/15/2012	47	8/2/2012	8/14/2012	M	47		
CHI	CHD	JRF	6/15/2012	47	8/15/2012	8/14/2012	M	47		
CHI	CHD	JRF	6/18/2012	44	8/9/2012	8/17/2012	M	44		
CHI	CHD	JRF	6/19/2012	43	8/27/2012	8/18/2012	M	43		
CHI	CHD	JRF	6/19/2012	43	8/9/2012	8/18/2012	M	43		
CHI	CHD	JRF	6/20/2012	42	8/9/2012	8/19/2012	M	42		
CHI	CHD	JRF	6/21/2012	41	8/6/2012	8/20/2012	M	41		
CHI	CHD	JRF	6/21/2012	41	8/9/2012	8/20/2012	M	41		
CHI	CHD	JRF	6/21/2012	41	6/25/2012	8/20/2012	M	41		
CHI	CHD	JRF	6/21/2012	41		8/20/2012		41		
CHI	CHD	JRF	6/21/2012	41	8/20/2012	8/20/2012	M	41		
CHI	CHD	JRF	6/21/2012	41	8/20/2012	8/20/2012	M	41		
CHI	CHD	JRF	6/21/2012	41	8/2/2012	8/20/2012	M	41		
CHI	CHD	JRF	6/21/2012	41	8/2/2012	8/20/2012	M	41		
CHI	CHD	PDM	6/7/2012	55	6/18/2012	8/6/2012	M	55		
CHI	CHD	PDM	6/7/2012	55	8/1/2012	8/6/2012	M	55		
CHI	CHD	PDM	6/7/2012	55	8/21/2012	8/6/2012	I	55		
CHI	CHD	PDM	6/12/2012	50	8/15/2012	8/11/2012	M	50		
CHI	CHD	PDM	6/18/2012	44	8/1/2012	8/17/2012	M	44		
CHI	CHD	RPO	6/15/2012	47	8/14/2012	8/14/2012	I	47		
CHI	CHD	SMN	6/19/2012	43	8/24/2012	8/18/2012	M	43		
CHI	CHD	SMN	6/21/2012	41	8/3/2012	8/20/2012	M	41		
CHI	CHI	VPG	6/8/2012	54	11/27/2013	8/7/2012	M	53		
CHI	CHL	VSC	6/11/2012	51	11/21/2012	8/10/2012	M	51		
CHI	CHL	VSC	6/11/2012	51	11/19/2012	8/10/2012	M	51		
CLE	BDH	ABM	6/5/2012	57	7/18/2012	8/4/2012	M	57		
CLE	BDH	ABM	6/8/2012	54	8/8/2012	8/7/2012	M	54		
CLE	BDH	ABM	6/11/2012	51	8/2/2012	8/10/2012	I	51		
CLE	BDH	ABM	6/15/2012	47	8/22/2012	8/14/2012	I	47		
CLE	BDH	ABM	6/18/2012	44	8/2/2012	8/17/2012	M	44		
CLE	BDH	ABM	6/21/2012	41	7/18/2012	8/20/2012	M	41		
CLE	BDH	ABM	6/21/2012	41	8/15/2012	8/20/2012	I	41		
CLE	BDH	ABM	6/21/2012	41	8/6/2012	8/20/2012	M	41		
CLE	BTD	ABM	6/14/2012	48	8/2/2012	8/13/2012	M	48		
CLE	BTD	TWJ	6/5/2012	57	7/10/2012	8/4/2012	M	57		
CLE	BTD	TWJ	6/7/2012	55	8/7/2012	8/6/2012	M	55		
CLE	BTD	TWJ	6/7/2012	55	7/17/2012	8/6/2012	M	55		
CLE	BTD	TWJ	6/14/2012	48	7/19/2012	8/13/2012	M	48		
CLE	BTD	TWJ	6/14/2012	48	8/2/2012	8/13/2012	M	48		
CLE	BTD	TWJ	6/15/2012	47	8/2/2012	8/14/2012	M	47		
CLE	BTD	TWJ	6/15/2012	47	8/2/2012	8/14/2012	M	47		
CLE	BTD	TWJ	6/15/2012	47	8/16/2012	8/14/2012	I	47		
CLE	BTD	TWJ	6/15/2012	47	8/2/2012	8/14/2012	M	47		
CLE	BTD	TWJ	6/15/2012	47	7/19/2012	8/14/2012	M	47		
CLE	BTD	TWJ	6/18/2012	44	7/3/2012	8/17/2012	M	44		



Base City Code	Hearing Loc Code	JD Code	Alien Number	Alien Full Name	Rec'd at EORR Date	Days Pending	Latest Hearing Date	Projected 60th Day	Latest Hearing Calendar Type	Days Pending(2) as of today's date
CLE	BTD	TWJ	(b) (6)	(6)	6/18/2012	44	8/7/2012	8/17/2012	M	44
CLE	BTD	TWJ			6/18/2012	44	7/5/2012	8/17/2012	M	44
CLE	BTD	TWJ			6/20/2012	42	8/2/2012	8/19/2012	M	42
CLE	BTD	TWJ			6/21/2012	41	8/7/2012	8/20/2012	M	41
CLE	BTD	TWJ			6/21/2012	41	8/7/2012	8/20/2012	M	41
CLE	CLD	DWE			6/14/2012	48	7/17/2012	8/13/2012	M	48
CLE	CLD	DWE			6/14/2012	48	8/2/2012	8/13/2012	M	47
CLE	CLD	DWE			6/19/2012	43	9/13/2012	8/10/2012	I	43
DAL	DAD	DHS			6/18/2012	44	8/24/2012	8/17/2012	I	44
DAL	DAD	JN			6/20/2012	42	8/6/2012	8/19/2012	I	41
DAL	DAD	JN			6/20/2012	42	8/2/2012	8/19/2012	I	42
DAL	DAD	JN			6/21/2012	41	8/7/2012	8/20/2012	I	40
DAL	DAD	OVB			8/7/2012	55	8/6/2012	8/6/2012	I	55
DAL	DAD	OVB			6/21/2012	41	8/8/2012	8/20/2012	I	41
DAL	DAL	RWK			6/18/2012	44	9/25/2012	8/17/2012	M	43
DAL	HAS	JN			6/8/2012	54	8/13/2012	8/7/2012	M	54
DAL	HAS	JN			6/8/2012	54	8/6/2012	8/7/2012	M	54
DAL	HAS	JN			6/11/2012	51	8/1/2012	8/10/2012	M	51
DAL	HAS	JN			6/11/2012	51	8/8/2012	8/10/2012	M	51
DAL	HAS	JN			6/12/2012	50	8/6/2012	8/11/2012	M	50
DAL	HAS	JN			6/12/2012	50	8/6/2012	8/11/2012	M	50
DAL	HAS	JN			6/13/2012	49	8/13/2012	8/12/2012	M	49
DAL	HAS	JN			6/14/2012	48	9/6/2012	8/13/2012	M	48
DAL	HAS	JN			6/14/2012	48	8/15/2012	8/13/2012	M	48
DAL	HAS	JN			6/19/2012	43	8/13/2012	8/18/2012	M	43
DAL	HAS	JN	6/19/2012	43	8/13/2012	8/18/2012	M	43		
DAL	HAS	JN	6/19/2012	43	8/1/2012	8/18/2012	M	43		
DAL	HAS	JN	6/20/2012	42	8/6/2012	8/19/2012	M	42		
DAL	HAS	JN	6/20/2012	42	8/6/2012	8/19/2012	M	42		
DAL	HAS	JN	6/20/2012	42	8/1/2012	8/19/2012	M	42		
DAL	HAS	JN	6/22/2012	40	8/13/2012	8/21/2012	M	40		
DAL	HAS	JN	6/18/2012	44	8/6/2012	8/17/2012	M	44		
DAL	JCI	DHS	6/5/2012	57	8/9/2012	8/4/2012	M	57		
DAL	JCI	DHS	6/8/2012	56	8/2/2012	8/5/2012	M	56		
DAL	JCI	DHS	6/8/2012	54	8/9/2012	8/7/2012	M	54		
DAL	JCI	DHS	6/11/2012	51	8/9/2012	8/10/2012	M	51		
DAL	JCI	DHS	6/11/2012	51		8/10/2012		51		
DAL	JCI	DHS	6/18/2012	44	8/2/2012	8/17/2012	M	44		
DAL	JCI	DHS	6/19/2012	43	8/2/2012	8/18/2012	M	43		
DAL	JCI	DHS	6/22/2012	40	8/2/2012	8/21/2012	M	40		
DAL	JCI	DHS	6/22/2012	40	8/2/2012	8/21/2012	M	40		
DAL	JCI	DHS	6/22/2012	40	8/2/2012	8/21/2012	M	40		
DAL	JCI	DHS	6/22/2012	40	8/2/2012	8/21/2012	M	40		
DAL	OKT	MPB	6/18/2012	44	9/19/2012	8/17/2012	M	44		
DAL	OKT	RWK	6/15/2012	47	8/27/2012	8/14/2012	M	47		
DAL	OKT	RWK	6/15/2012	47	8/13/2012	8/14/2012	M	47		
DEN	WSI	JPV	6/5/2012	57	8/2/2012	8/4/2012	M	57		
DEN	WSI	JPV	6/5/2012	57	8/2/2012	8/4/2012	M	57		
DEN	WSI	JPV	6/7/2012	55	9/11/2012	8/6/2012	I	54		
DEN	WSI	JPV	6/7/2012	55	8/6/2012	8/6/2012	M	55		
DEN	WSI	JPV	6/12/2012	50	8/13/2012	8/11/2012	I	50		
DEN	WSI	JPV	6/12/2012	50	8/1/2012	8/11/2012	M	50		
DEN	WSI	JPV	6/13/2012	49	8/2/2012	8/12/2012	M	49		
DEN	WSI	JPV	6/14/2012	48	8/13/2012	8/13/2012	M	48		
DEN	WSI	JPV	6/14/2012	48	8/6/2012	8/13/2012	M	48		
DEN	WSI	JPV	6/18/2012	44	8/16/2012	8/17/2012	M	44		
DEN	WSI	JPV	6/18/2012	44	9/26/2012	8/17/2012	I	44		
DEN	WSI	JPV	6/18/2012	44	8/3/2012	8/17/2012	M	44		
DEN	WSI	JPV	6/19/2012	43	8/13/2012	8/18/2012	M	43		
DEN	WSI	JPV	6/20/2012	42	8/15/2012	8/19/2012	M	42		
DEN	WSI	JPV	6/20/2012	42	8/21/2012	8/19/2012	I	42		
DEN	WSI	JPV	6/20/2012	42	8/15/2012	8/19/2012	M	42		
DEN	WSI	JPV	6/20/2012	42	10/2/2012	8/19/2012	I	42		
DEN	WSI	JPV	6/20/2012	42	8/7/2012	8/19/2012	I	42		
DEN	WSI	JPV	6/21/2012	41	9/20/2012	8/20/2012	I	41		
DEN	WSI	JPV	6/21/2012	41	8/8/2012	8/20/2012	M	41		
DEN	WSI	JPV	6/21/2012	41	8/9/2012	8/20/2012	M	41		
DEN	WSI	JPV	6/21/2012	41	8/13/2012	8/20/2012	M	41		
DEN	WSI	JPV	6/21/2012	41	8/7/2012	8/20/2012	M	41		
DEN	WSI	JPV	6/22/2012	40	8/2/2012	8/21/2012	M	40		
DEN	WSI	JWD	6/6/2012	56	8/10/2012	8/5/2012	M	56		
DEN	WSI	JWD	6/7/2012	55	8/8/2012	8/6/2012	M	55		
DEN	WSI	JWD	6/8/2012	54	8/10/2012	8/7/2012	M	54		
DEN	WSI	JWD	6/8/2012	54	8/8/2012	8/7/2012	M	54		
DEN	WSI	JWD	6/8/2012	54	8/8/2012	8/7/2012	M	54		
DEN	WSI	JWD	6/8/2012	54	8/8/2012	8/7/2012	M	54		

Base City Code	Hearing Loc Code	JD Code	Alien Number	Alien Full Name	Rec'd at BDR Date	Days Pending	Latest Hearing Date	Projected 60th Day	Latest Hearing Calendar Type	Days Pending(2) as of today's date
DEN	WSI	JWD			6/8/2012	54	8/10/2012	8/7/2012	M	54
DEN	WSI	JWD			6/11/2012	51	8/10/2012	8/10/2012	M	51
DEN	WSI	JWD			6/11/2012	51	8/10/2012	8/10/2012	M	51
DEN	WSI	JWD			6/12/2012	50	8/8/2012	8/11/2012	M	50
DEN	WSI	JWD			6/15/2012	47	8/8/2012	8/14/2012	M	47
DEN	WSI	JWD			6/15/2012	47	8/8/2012	8/14/2012	M	47
DET	DED	EAH			6/7/2012	55	8/2/2012	8/6/2012	M	55
DET	DED	EAH			6/13/2012	49	9/11/2012	8/12/2012	I	49
DET	DED	EAH			6/13/2012	49	8/20/2012	8/12/2012	M	49
DET	DED	EAH			6/13/2012	49	8/30/2012	8/12/2012	I	49
DET	DED	EAH			6/14/2012	48	8/1/2012	8/13/2012	I	48
DET	DED	EAH			6/14/2012	48	8/9/2012	8/13/2012	I	48
DET	DED	EAH			6/14/2012	48	8/2/2012	8/13/2012	M	48
DET	DED	EAH			6/15/2012	47	8/6/2012	8/14/2012	M	47
DET	DED	EAH			6/18/2012	44	8/2/2012	8/17/2012	M	44
DET	DED	EAH			6/18/2012	44	8/6/2012	8/17/2012	M	44
DET	DED	EAH			6/19/2012	43	8/4/2012	8/18/2012	M	43
DET	DED	EAH			6/20/2012	42	8/6/2012	8/19/2012	M	42
DET	DED	EAH			6/21/2012	41	8/23/2012	8/20/2012	M	41
DET	DED	EAH			6/21/2012	41	8/6/2012	8/20/2012	M	41
DET	DED	EAH			6/21/2012	41	8/20/2012	8/20/2012	M	41
DET	DED	EAH			6/22/2012	40	8/6/2012	8/21/2012	M	40
DET	DED	MKN			6/5/2012	57	8/2/2012	8/4/2012	M	57
DET	DED	MKN			6/7/2012	55	8/28/2012	8/6/2012	I	55
DET	DED	MKN			6/14/2012	48	8/9/2012	8/13/2012	I	48
DET	DED	MKN			6/22/2012	40	8/2/2012	8/21/2012	M	40
ELO	EAZ	ICF			6/6/2012	56	8/2/2012	8/5/2012	I	56
ELO	EAZ	ICF			6/6/2012	56	8/22/2012	8/5/2012	M	56
ELO	EAZ	ICF			6/6/2012	56	8/1/2012	8/5/2012	M	56
ELO	EAZ	ICF			6/12/2012	50	8/23/2012	8/11/2012	M	50
ELO	EAZ	ICF			6/15/2012	47	8/2/2012	8/14/2012	M	47
ELO	EAZ	ICF			6/18/2012	44	8/2/2012	8/17/2012	M	44
ELO	EAZ	ICF			6/19/2012	43	8/7/2012	8/18/2012	M	43
ELO	EAZ	ICF			6/19/2012	43	8/13/2012	8/18/2012	M	43
ELO	EAZ	ICF			6/19/2012	43	8/9/2012	8/18/2012	M	43
ELO	EAZ	ICF			6/19/2012	43	8/9/2012	8/18/2012	M	43
ELO	EAZ	ICF			6/19/2012	43	8/9/2012	8/18/2012	M	43
ELO	EAZ	ICF			6/20/2012	42	8/9/2012	8/19/2012	M	42
ELO	EAZ	ICF			6/20/2012	42	8/13/2012	8/19/2012	M	42
ELO	EAZ	ICF			6/21/2012	41	8/13/2012	8/20/2012	M	41
ELO	EAZ	JDV			6/4/2012	58	8/13/2012	8/3/2012	M	58
ELO	EAZ	JDV			6/5/2012	57	8/15/2012	8/4/2012	M	57
ELO	EAZ	JDV			6/6/2012	56	8/23/2012	8/5/2012	M	56
ELO	EAZ	JDV			6/6/2012	56	8/23/2012	8/5/2012	M	56
ELO	EAZ	JDV			6/6/2012	56	8/13/2012	8/5/2012	M	56
ELO	EAZ	JDV			6/6/2012	56	8/23/2012	8/5/2012	M	56
ELO	EAZ	JDV			6/7/2012	55	8/30/2012	8/6/2012	M	55
ELO	EAZ	JDV			6/7/2012	55	8/29/2012	8/6/2012	I	55
ELO	EAZ	JDV			6/8/2012	54	8/10/2012	8/7/2012	I	54
ELO	EAZ	JDV			6/11/2012	51	8/13/2012	8/10/2012	M	51
ELO	EAZ	JDV			6/11/2012	51	8/1/2012	8/10/2012	M	51
ELO	EAZ	JDV			6/12/2012	50	8/23/2012	8/11/2012	M	50
ELO	EAZ	JDV			6/12/2012	50	8/15/2012	8/11/2012	M	49
ELO	EAZ	JDV			6/13/2012	49	8/2/2012	8/12/2012	M	49
ELO	EAZ	JDV			6/14/2012	48	8/8/2012	8/13/2012	M	48
ELO	EAZ	JDV			6/14/2012	48	8/9/2012	8/13/2012	M	48
ELO	EAZ	JDV			6/14/2012	48	8/9/2012	8/13/2012	M	48
ELO	EAZ	JDV			6/15/2012	47	8/9/2012	8/14/2012	M	47
ELO	EAZ	JDV			6/15/2012	47	8/16/2012	8/14/2012	M	47
ELO	EAZ	JDV			6/15/2012	47	8/14/2012	8/14/2012	M	47
ELO	EAZ	JDV			6/18/2012	44	8/20/2012	8/17/2012	I	44
ELO	EAZ	JDV			6/18/2012	44	8/14/2012	8/17/2012	M	44
ELO	EAZ	JDV			6/19/2012	43	8/9/2012	8/18/2012	M	43
ELO	EAZ	JDV			6/20/2012	42	8/2/2012	8/19/2012	M	42
ELO	EAZ	JDV			6/21/2012	41	8/22/2012	8/20/2012	M	41
ELO	EAZ	JDV			6/21/2012	41	8/16/2012	8/20/2012	M	41
ELO	EAZ	JDV			6/22/2012	40	8/16/2012	8/21/2012	M	40
ELO	EAZ	JDV			6/22/2012	40	8/16/2012	8/21/2012	M	40
ELO	EAZ	JDV			6/22/2012	40	8/16/2012	8/21/2012	M	40
ELO	EAZ	LSW			6/4/2012	58	8/16/2012	8/3/2012	M	58
ELO	EAZ	LSW			6/4/2012	58	8/20/2012	8/3/2012	M	58
ELO	EAZ	LSW			6/4/2012	58	8/2/2012	8/3/2012	M	58
ELO	EAZ	LSW			6/5/2012	57	8/1/2012	8/4/2012	M	57
ELO	EAZ	LSW			6/5/2012	57	8/1/2012	8/4/2012	M	57
ELO	EAZ	LSW			6/5/2012	57	8/1/2012	8/4/2012	M	57
ELO	EAZ	LSW			6/5/2012	57	8/1/2012	8/4/2012	M	57

Base City Code	Hearing Loc Code	ID Code	Altn Number	Altn Full Name	Rec'd at EORR Date	Days Pending	Latest Hearing Date	Projected 60th Day	Latest Hearing Calendar Type	Days Pending(2) as of today's date
ELO	EAZ	LSW	(b)	(6)	6/5/2012	57	9/13/2012	8/4/2012	I	57
ELO	EAZ	LSW	(b)	(6)	6/5/2012	57	8/1/2012	8/4/2012	M	57
ELO	EAZ	LSW	(b)	(6)	6/8/2012	54	8/14/2012	8/7/2012	M	54
ELO	EAZ	LSW	(b)	(6)	6/8/2012	54	8/1/2012	8/7/2012	M	54
ELO	EAZ	LSW	(b)	(6)	6/8/2012	54	8/1/2012	8/7/2012	M	54
ELO	EAZ	LSW	(b)	(6)	6/11/2012	51	9/4/2012	8/10/2012	I	51
ELO	EAZ	LSW	(b)	(6)	6/11/2012	51	8/2/2012	8/10/2012	M	51
ELO	EAZ	LSW	(b)	(6)	6/11/2012	51	8/4/2012	8/10/2012	M	51
ELO	EAZ	LSW	(b)	(6)	6/11/2012	51	8/9/2012	8/10/2012	M	51
ELO	EAZ	LSW	(b)	(6)	6/12/2012	50	8/14/2012	8/11/2012	M	50
ELO	EAZ	LSW	(b)	(6)	6/13/2012	49	8/14/2012	8/12/2012	M	49
ELO	EAZ	LSW	(b)	(6)	6/14/2012	48	8/28/2012	8/13/2012	I	48
ELO	EAZ	LSW	(b)	(6)	6/15/2012	47	8/14/2012	8/14/2012	M	46
ELO	EAZ	LSW	(b)	(6)	6/15/2012	47	8/1/2012	8/14/2012	I	47
ELO	EAZ	LSW	(b)	(6)	6/18/2012	44	8/16/2012	8/17/2012	M	44
ELO	EAZ	LSW	(b)	(6)	6/20/2012	42	9/28/2012	8/19/2012	I	42
ELO	EAZ	LSW	(b)	(6)	6/21/2012	41	8/9/2012	8/20/2012	I	41
ELO	EAZ	RAP	(b)	(6)	6/4/2012	58	8/21/2012	8/3/2012	M	58
ELO	EAZ	RAP	(b)	(6)	6/4/2012	58	8/29/2012	8/3/2012	M	58
ELO	EAZ	RAP	(b)	(6)	6/4/2012	58	8/20/2012	8/3/2012	M	58
ELO	EAZ	RAP	(b)	(6)	6/11/2012	51	8/1/2012	8/10/2012	M	51
ELO	EAZ	RAP	(b)	(6)	6/11/2012	51	9/19/2012	8/10/2012	I	51
ELO	EAZ	RAP	(b)	(6)	6/11/2012	51	8/23/2012	8/10/2012	M	51
ELO	EAZ	RAP	(b)	(6)	6/11/2012	51	8/23/2012	8/10/2012	M	51
ELO	EAZ	RAP	(b)	(6)	6/11/2012	51	8/1/2012	8/10/2012	M	51
ELO	EAZ	RAP	(b)	(6)	6/11/2012	51	8/1/2012	8/10/2012	M	51
ELO	EAZ	RAP	(b)	(6)	6/11/2012	51	8/28/2012	8/10/2012	M	51
ELO	EAZ	RAP	(b)	(6)	6/11/2012	51	8/20/2012	8/10/2012	I	51
ELO	EAZ	RAP	(b)	(6)	6/12/2012	50	8/1/2012	8/11/2012	M	50
ELO	EAZ	RAP	(b)	(6)	6/14/2012	48	8/1/2012	8/13/2012	M	48
ELO	EAZ	RAP	(b)	(6)	6/15/2012	47	8/1/2012	8/14/2012	M	47
ELO	EAZ	RAP	(b)	(6)	6/15/2012	47	9/19/2012	8/14/2012	M	46
ELO	EAZ	RAP	(b)	(6)	6/19/2012	43	8/27/2012	8/18/2012	M	43
ELO	EAZ	RAP	(b)	(6)	6/19/2012	43	8/27/2012	8/18/2012	M	43
ELO	EAZ	RAP	(b)	(6)	6/19/2012	43	8/21/2012	8/18/2012	M	43
ELO	EAZ	RAP	(b)	(6)	6/19/2012	43	8/28/2012	8/18/2012	M	43
ELP	EPD	WLA	(b)	(6)	6/4/2012	58	9/5/2012	8/3/2012	M	58
ELP	EPD	WLA	(b)	(6)	6/4/2012	58	10/9/2012	8/3/2012	I	57
ELP	EPD	WLA	(b)	(6)	6/4/2012	58	9/3/2012	8/3/2012	M	58
ELP	EPD	WLA	(b)	(6)	6/4/2012	58	9/5/2012	8/3/2012	M	58
ELP	EPD	WLA	(b)	(6)	6/7/2012	55	9/4/2012	8/6/2012	I	55
ELP	EPD	WLA	(b)	(6)	6/7/2012	55	9/12/2012	8/6/2012	M	55
ELP	EPD	WLA	(b)	(6)	6/7/2012	55	8/15/2012	8/6/2012	M	55
ELP	EPD	WLA	(b)	(6)	6/11/2012	51	8/8/2012	8/10/2012	M	51
ELP	EPD	WLA	(b)	(6)	6/12/2012	50	9/17/2012	8/11/2012	M	50
ELP	EPD	WLA	(b)	(6)	6/12/2012	50	8/16/2012	8/11/2012	M	50
ELP	EPD	WLA	(b)	(6)	6/12/2012	50	9/13/2012	8/11/2012	M	50
ELP	EPD	WLA	(b)	(6)	6/13/2012	49	8/30/2012	8/12/2012	M	49
ELP	EPD	WLA	(b)	(6)	6/13/2012	49	8/18/2012	8/12/2012	M	48
ELP	EPD	WLA	(b)	(6)	6/13/2012	49	9/12/2012	8/12/2012	M	49
ELP	EPD	WLA	(b)	(6)	6/13/2012	49	8/29/2012	8/12/2012	M	49
ELP	EPD	WLA	(b)	(6)	6/13/2012	49	8/29/2012	8/12/2012	M	49
ELP	EPD	WLA	(b)	(6)	6/14/2012	48	8/9/2012	8/13/2012	M	48
ELP	EPD	WLA	(b)	(6)	6/14/2012	48	8/23/2012	8/13/2012	M	48
ELP	EPD	WLA	(b)	(6)	6/14/2012	48	8/27/2012	8/13/2012	M	48
ELP	EPD	WLA	(b)	(6)	6/14/2012	48	9/24/2012	8/13/2012	I	48
ELP	EPD	WLA	(b)	(6)	6/14/2012	48	8/23/2012	8/13/2012	M	48
ELP	EPD	WLA	(b)	(6)	6/14/2012	48	9/5/2012	8/13/2012	M	48
ELP	EPD	WLA	(b)	(6)	6/15/2012	47	8/16/2012	8/14/2012	M	47
ELP	EPD	WLA	(b)	(6)	6/15/2012	47	9/13/2012	8/14/2012	M	47
ELP	EPD	WLA	(b)	(6)	6/15/2012	47	9/12/2012	8/14/2012	M	47
ELP	EPD	WLA	(b)	(6)	6/15/2012	47	9/13/2012	8/14/2012	M	47
ELP	EPD	WLA	(b)	(6)	6/15/2012	47	9/17/2012	8/14/2012	M	47
ELP	EPD	WLA	(b)	(6)	6/15/2012	47	9/13/2012	8/14/2012	M	47
ELP	EPD	WLA	(b)	(6)	6/15/2012	47	8/20/2012	8/14/2012	M	47
ELP	EPD	WLA	(b)	(6)	6/15/2012	47	8/27/2012	8/14/2012	M	47
ELP	EPD	WLA	(b)	(6)	6/18/2012	44	9/13/2012	8/17/2012	M	44
ELP	EPD	WLA	(b)	(6)	6/18/2012	44	9/13/2012	8/17/2012	M	44
ELP	EPD	WLA	(b)	(6)	6/18/2012	44	9/26/2012	8/17/2012	I	44
ELP	EPD	WLA	(b)	(6)	6/18/2012	44	9/12/2012	8/17/2012	M	44
ELP	EPD	WLA	(b)	(6)	6/18/2012	44	9/12/2012	8/17/2012	M	44
ELP	EPD	WLA	(b)	(6)	6/19/2012	43	9/19/2012	8/18/2012	M	43
ELP	EPD	WLA	(b)	(6)	6/19/2012	43	8/16/2012	8/18/2012	I	43
ELP	EPD	WLA	(b)	(6)	6/19/2012	43	9/19/2012	8/18/2012	M	43
ELP	EPD	WLA	(b)	(6)	6/19/2012	43	8/29/2012	8/18/2012	I	43
ELP	EPD	WLA	(b)	(6)	6/20/2012	42	8/20/2012	8/19/2012	I	42

Base City Code	Hearing Loc Code	II Code	Alien Number	Alien Full Name	Rec'd at EOIR Date	Days Pending	Latest Hearing Date	Projected EOIR Day	Latest Hearing Calendar Type	Days Pending(2) as of today's date
ELP	EPD	WLA			6/20/2012	42	9/19/2012	8/19/2012	M	42
ELP	EPD	WLA			6/20/2012	42	8/5/2012	8/19/2012	M	42
ELP	EPD	WLA			6/20/2012	42	9/19/2012	8/19/2012	M	42
ELP	EPD	WLA			6/20/2012	42	9/19/2012	8/19/2012	M	42
ELP	EPD	WLA			6/20/2012	42	8/5/2012	8/19/2012	M	42
ELP	EPD	WLA			6/22/2012	40	8/15/2012	8/21/2012	M	40
ELP	EPD	WLA			6/22/2012	40	8/5/2012	8/21/2012	M	40
ELP	EPD	WLA			6/22/2012	40	8/15/2012	8/21/2012	M	40
ELP	EPD	WLA			6/22/2012	40	8/20/2012	8/21/2012	M	40
ELP	EPD	WLA			6/6/2012	54	1/11/2012	8/7/2012	M	54
ELP	OTO	GRG			6/5/2012	57	8/8/2012	8/4/2012	M	57
ELP	OTO	GRG			6/5/2012	57	8/5/2012	8/4/2012	M	57
ELP	OTO	GRG			6/6/2012	56	8/16/2012	8/5/2012	M	55
ELP	OTO	GRG			6/6/2012	56	8/7/2012	8/5/2012	M	56
ELP	OTO	GRG			6/7/2012	55	8/6/2012	8/6/2012	M	55
ELP	OTO	GRG			6/11/2012	51	8/14/2012	8/10/2012	I	51
ELP	OTO	GRG			6/11/2012	51	8/2/2012	8/10/2012	M	51
ELP	OTO	GRG			6/11/2012	51	9/4/2012	8/10/2012	M	51
ELP	OTO	GRG			6/11/2012	51	8/11/2012	8/10/2012	I	51
ELP	OTO	GRG			6/11/2012	51	8/30/2012	8/10/2012	M	51
ELP	OTO	GRG			6/12/2012	50	8/6/2012	8/11/2012	M	50
ELP	OTO	TCR			6/5/2012	57	8/30/2012	8/4/2012	M	57
ELP	OTO	TCR			6/7/2012	55	8/3/2012	8/6/2012	M	55
ELP	OTO	TCR			6/7/2012	55	8/6/2012	8/6/2012	M	55
ELP	OTO	TCR			6/11/2012	51	8/6/2012	8/10/2012	M	51
ELP	OTO	TCR			6/11/2012	51	8/6/2012	8/10/2012	M	51
ELP	OTO	TCR			6/12/2012	50	8/6/2012	8/11/2012	M	50
ELP	OTO	TCR			6/12/2012	50	8/2/2012	8/11/2012	M	50
ELP	OTO	TCR			6/18/2012	44	8/8/2012	8/17/2012	M	44
ELP	OTO	TCR			6/18/2012	44	8/13/2012	8/17/2012	M	44
ELP	OTO	TCR			6/18/2012	44	8/13/2012	8/17/2012	M	44
ELZ	DLH	DH			6/7/2012	55	9/5/2012	8/6/2012	I	55
ELZ	DLH	DH			6/7/2012	55	8/24/2012	8/6/2012	I	55
ELZ	DLH	DH			6/7/2012	55	8/15/2012	8/6/2012	I	55
ELZ	DLH	DH			6/8/2012	54	8/31/2012	8/7/2012	I	53
ELZ	DLH	DH			6/19/2012	43	8/2/2012	8/18/2012	M	43
ELZ	DLH	MT			6/4/2012	58	8/2/2012	8/3/2012	M	58
ELZ	DLH	MT			6/5/2012	57	8/1/2012	8/4/2012	M	57
ELZ	DLH	MT			6/7/2012	55	8/15/2012	8/6/2012	I	55
ELZ	DLH	MT			6/7/2012	55	8/6/2012	8/6/2012	M	55
ELZ	DLH	MT			6/11/2012	51	8/6/2012	8/10/2012	M	51
ELZ	DLH	MT			6/13/2012	49	8/13/2012	8/12/2012	M	49
ELZ	DLH	MT			6/19/2012	43	8/6/2012	8/18/2012	M	43
ELZ	ELZ	DH			6/3/2012	57	8/2/2012	8/4/2012	M	57
ELZ	ELZ	DH			6/7/2012	55	9/6/2012	8/6/2012	I	55
ELZ	ELZ	DH			6/20/2012	42	8/2/2012	8/19/2012	M	42
ELZ	ELZ	DH			6/20/2012	42	8/7/2012	8/19/2012	M	42
ELZ	ELZ	MT			6/4/2012	58	8/16/2012	8/3/2012	I	58
ELZ	ELZ	MT			6/5/2012	57	8/9/2012	8/4/2012	M	57
ELZ	ELZ	MT			6/5/2012	57	8/2/2012	8/4/2012	M	57
ELZ	ELZ	MT			6/12/2012	50	8/2/2012	8/11/2012	M	50
ELZ	ELZ	MT			6/19/2012	43	8/2/2012	8/18/2012	M	43
ELZ	ELZ	MT			6/20/2012	42	8/2/2012	8/19/2012	M	42
FLO	FLO	BAT			6/5/2012	57	9/6/2012	8/4/2012	I	57
FLO	FLO	BAT			6/6/2012	56	8/27/2012	8/5/2012	M	56
FLO	FLO	BAT			6/6/2012	56	8/27/2012	8/5/2012	M	56
FLO	FLO	BAT			6/7/2012	55	8/29/2012	8/6/2012	I	55
FLO	FLO	BAT			6/7/2012	55	9/25/2012	8/6/2012	M	55
FLO	FLO	BAT			6/7/2012	55	8/28/2012	8/6/2012	M	55
FLO	FLO	BAT			6/12/2012	50	9/4/2012	8/11/2012	M	50
FLO	FLO	BAT			6/13/2012	49	9/24/2012	8/12/2012	M	49
FLO	FLO	BAT			6/13/2012	49	8/30/2012	8/12/2012	M	49
FLO	FLO	BAT			6/14/2012	48	9/20/2012	8/13/2012	M	48
FLO	FLO	BAT			6/15/2012	47	8/20/2012	8/14/2012	M	47
FLO	FLO	BAT			6/15/2012	47	8/2/2012	8/14/2012	M	47
FLO	FLO	BAT			6/15/2012	47	8/6/2012	8/14/2012	M	47
FLO	FLO	BAT			6/15/2012	47	8/2/2012	8/14/2012	M	47
FLO	FLO	BAT			6/18/2012	44	8/6/2012	8/17/2012	M	44
FLO	FLO	BAT			6/18/2012	44	8/6/2012	8/17/2012	M	44
FLO	FLO	BAT			6/18/2012	44	8/6/2012	8/17/2012	M	44
FLO	FLO	BAT			6/19/2012	43	9/30/2012	8/18/2012	M	43
FLO	FLO	BAT			6/19/2012	43	8/9/2012	8/18/2012	M	43
FLO	FLO	BAT			6/19/2012	43	9/20/2012	8/18/2012	M	43
FLO	FLO	BAT			6/19/2012	43	9/20/2012	8/18/2012	M	43
FLO	FLO	BAT			6/19/2012	43	8/9/2012	8/18/2012	M	43
FLO	FLO	BAT			6/19/2012	43	8/9/2012	8/18/2012	M	43

Base City Code	Hearing Loc Code	U Code	Alien Number	Alien Full Name	Rec'd at EOIR Date	Days Pending	Latest Hearing Date	Projected 60th Day	Latest Hearing Calendar Type	Days Pending(2) as of today's date
FLO	FLO	BAT	(b) (6)		6/19/2012	43	8/9/2012	8/18/2012	M	43
FLO	FLO	BAT			6/19/2012	43	8/9/2012	8/18/2012	M	43
FLO	FLO	BAT			6/19/2012	43	9/25/2012	8/18/2012	M	43
FLO	FLO	BAT			6/19/2012	43	8/21/2012	8/18/2012	M	43
FLO	FLO	BAT			6/20/2012	42	8/1/2012	8/19/2012	M	42
FLO	FLO	BAT			6/22/2012	40	8/8/2012	8/21/2012	M	40
FLO	FLO	RCH			6/21/2012	41	8/14/2012	8/20/2012	I	41
FLO	FLO	SAR			6/4/2012	58	8/21/2012	8/3/2012	M	58
FLO	FLO	SAR			6/5/2012	57	9/5/2012	8/4/2012	I	56
FLO	FLO	SAR			6/5/2012	57	8/29/2012	8/4/2012	M	57
FLO	FLO	SAR			6/7/2012	55	8/24/2012	8/6/2012	I	55
FLO	FLO	SAR			6/7/2012	55	8/28/2012	8/6/2012	M	55
FLO	FLO	SAR			6/7/2012	55	8/13/2012	8/6/2012	M	55
FLO	FLO	SAR			6/7/2012	55	6/21/2012	8/6/2012	M	55
FLO	FLO	SAR			6/8/2012	54		8/7/2012		54
FLO	FLO	SAR			6/11/2012	51	8/16/2012	8/10/2012	I	51
FLO	FLO	SAR			6/11/2012	51	8/8/2012	8/10/2012	M	51
FLO	FLO	SAR			6/11/2012	51	8/6/2012	8/10/2012	M	51
FLO	FLO	SAR			6/11/2012	51	8/30/2012	8/10/2012	M	51
FLO	FLO	SAR			6/12/2012	50	8/28/2012	8/11/2012	M	50
FLO	FLO	SAR			6/14/2012	48	8/28/2012	8/13/2012	M	48
FLO	FLO	SAR			6/14/2012	48	8/6/2012	8/13/2012	M	47
FLO	FLO	SAR			6/14/2012	48	8/6/2012	8/13/2012	M	48
FLO	FLO	SAR			6/15/2012	47	8/8/2012	8/14/2012	M	47
FLO	FLO	SAR			6/18/2012	44	8/29/2012	8/17/2012	M	44
FLO	FLO	SAR			6/18/2012	44	9/25/2012	8/17/2012	M	44
FLO	FLO	SAR			6/18/2012	44	9/4/2012	8/17/2012	M	44
FLO	FLO	SAR			6/19/2012	43	8/16/2012	8/18/2012	I	43
FLO	FLO	SAR			6/20/2012	42	8/2/2012	8/19/2012	M	42
FLO	FLO	SAR			6/21/2012	41	8/9/2012	8/20/2012	M	41
FLO	FLO	SAR			6/21/2012	41	8/9/2012	8/20/2012	M	41
FLO	FLO	SAR			6/21/2012	41	8/13/2012	8/20/2012	M	40
FLO	FLO	SAR			6/22/2012	40	8/8/2012	8/21/2012	M	40
FLO	FLO	SAR			6/23/2012	40	9/26/2012	8/21/2012	M	40
HOD	HOD	JLB			6/4/2012	58	8/2/2012	8/3/2012	I	57
HOD	HOD	JLB			6/4/2012	58	9/27/2012	8/3/2012	I	58
HOD	HOD	JLB			6/4/2012	58	9/24/2012	8/3/2012	I	58
HOD	HOD	JLB			6/4/2012	58	9/24/2012	8/3/2012	I	57
HOD	HOD	JLB			6/4/2012	58	8/30/2012	8/3/2012	I	58
HOD	HOD	JLB			6/5/2012	57	8/28/2012	8/4/2012	M	57
HOD	HOD	JLB			6/6/2012	56	8/2/2012	8/5/2012	M	56
HOD	HOD	JLB			6/6/2012	56	9/20/2012	8/5/2012	I	56
HOD	HOD	JLB			6/6/2012	56	10/2/2012	8/5/2012	I	56
HOD	HOD	JLB			6/7/2012	55	9/18/2012	8/6/2012	M	54
HOD	HOD	JLB			6/7/2012	55	9/12/2012	8/6/2012	I	54
HOD	HOD	JLB	6/7/2012	55	9/26/2012	8/6/2012	I	54		
HOD	HOD	JLB	6/8/2012	54	9/26/2012	8/7/2012	I	54		
HOD	HOD	JLB	6/8/2012	54	10/17/2012	8/7/2012	I	53		
HOD	HOD	JLB	6/11/2012	51	9/17/2012	8/10/2012	I	51		
HOD	HOD	JLB	6/11/2012	51	8/28/2012	8/10/2012	M	51		
HOD	HOD	JLB	6/11/2012	51	10/3/2012	8/10/2012	I	51		
HOD	HOD	JLB	6/12/2012	50	9/19/2012	8/11/2012	I	50		
HOD	HOD	JLB	6/12/2012	50	8/7/2012	8/11/2012	M	49		
HOD	HOD	JLB	6/13/2012	49	8/7/2012	8/12/2012	M	49		
HOD	HOD	JLB	6/13/2012	49	8/2/2012	8/12/2012	M	49		
HOD	HOD	JLB	6/15/2012	47	8/21/2012	8/14/2012	M	47		
HOD	HOD	JLB	6/18/2012	44	8/8/2012	8/17/2012	I	44		
HOD	HOD	JLB	6/18/2012	44	7/17/2012	8/17/2012	M	44		
HOD	HOD	JLB	6/18/2012	44	8/9/2012	8/17/2012	M	43		
HOD	HOD	JLB	6/18/2012	44	8/21/2012	8/17/2012	M	44		
HOD	HOD	JLB	6/18/2012	44	8/14/2012	8/17/2012	M	44		
HOD	HOD	JLB	6/19/2012	43	8/14/2012	8/18/2012	M	43		
HOD	HOD	JLB	6/19/2012	43	8/14/2012	8/18/2012	M	42		
HOD	HOD	JLB	6/19/2012	43	8/2/2012	8/18/2012	M	42		
HOD	HOD	JLB	6/20/2012	42	8/14/2012	8/19/2012	M	42		
HOD	HOD	JLB	6/20/2012	42	8/14/2012	8/19/2012	M	42		
HOD	HOD	JLB	6/20/2012	42	7/31/2012	8/19/2012	M	42		
HOD	HOD	JLB	6/20/2012	42	8/14/2012	8/19/2012	M	42		
HOD	HOD	JLB	6/20/2012	42	8/2/2012	8/19/2012	M	42		
HOD	HOD	JLB	6/20/2012	42	8/14/2012	8/19/2012	M	42		
HOD	HOD	JLB	6/20/2012	42	8/14/2012	8/19/2012	M	42		
HOD	HOD	JLB	6/21/2012	41	9/10/2012	8/20/2012	I	40		
HOD	HOD	JLB	6/21/2012	41	8/2/2012	8/20/2012	M	41		
HOD	HOD	JLB	6/21/2012	41	8/2/2012	8/20/2012	M	41		
HOD	HOD	JLB	6/22/2012	40	8/15/2012	8/21/2012	I	40		
HOD	HOD	JLB	6/22/2012	40	9/11/2012	8/21/2012	M	40		

State City Code	Hearing Loc Code	LI Code	Alien Number	Alien Full Name	Rec'd at EOIR Date	Days Pending	Latest Hearing Date	Projected 60th Day	Latest Hearing Calendar Type	Days Pending(2) as of today's date
HOD	HOD	JLB			6/22/2012	40	8/2/2012	8/21/2012	M	40
HOD	POK	HR			6/4/2012	58	8/9/2012	8/3/2012	M	58
HOD	POK	HR			6/4/2012	58	8/7/2012	8/3/2012	M	58
HOD	POK	HR			6/4/2012	58	8/9/2012	8/3/2012	M	58
HOD	POK	HR			6/4/2012	58	8/3/2012	8/3/2012	M	58
HOD	POK	HR			6/4/2012	58	8/23/2012	8/3/2012	M	58
HOD	POK	HR			6/4/2012	58	8/20/2012	8/3/2012	M	58
HOD	POK	HR			6/4/2012	58	8/7/2012	8/3/2012	M	58
HOD	POK	HR			6/4/2012	58	8/6/2012	8/3/2012	M	58
HOD	POK	HR			6/5/2012	57	8/20/2012	8/4/2012	M	57
HOD	POK	HR			6/5/2012	57	8/27/2012	8/4/2012	M	57
HOD	POK	HR			6/5/2012	57	8/9/2012	8/4/2012	M	57
HOD	POK	HR			6/5/2012	57	8/20/2012	8/4/2012	M	57
HOD	POK	HR			6/5/2012	57	7/30/2012	8/4/2012	M	57
HOD	POK	HR			6/5/2012	57	8/27/2012	8/4/2012	M	57
HOD	POK	HR			6/5/2012	57	8/20/2012	8/4/2012	M	57
HOD	POK	HR			6/5/2012	57	8/20/2012	8/4/2012	M	57
HOD	POK	HR			6/5/2012	57	8/27/2012	8/4/2012	M	57
HOD	POK	HR			6/6/2012	56	8/6/2012	8/5/2012	M	56
HOD	POK	HR			6/6/2012	56	8/9/2012	8/5/2012	M	56
HOD	POK	HR			6/6/2012	56	8/6/2012	8/5/2012	M	56
HOD	POK	HR			6/6/2012	56	8/27/2012	8/5/2012	M	56
HOD	POK	HR			6/7/2012	55	8/2/2012	8/6/2012	M	55
HOD	POK	HR			6/8/2012	54	8/21/2012	8/7/2012	M	53
HOD	POK	HR			6/8/2012	54	8/1/2012	8/7/2012	M	53
HOD	POK	HR			6/8/2012	54	8/27/2012	8/7/2012	M	54
HOD	POK	HR			6/11/2012	51	8/27/2012	8/10/2012	M	51
HOD	POK	HR			6/11/2012	51	8/30/2012	8/10/2012	M	51
HOD	POK	HR			6/11/2012	51	8/21/2012	8/10/2012	M	51
HOD	POK	HR			6/11/2012	51	8/21/2012	8/10/2012	M	51
HOD	POK	HR			6/11/2012	51	8/22/2012	8/10/2012	M	51
HOD	POK	HR			6/12/2012	50	8/27/2012	8/11/2012	M	50
HOD	POK	HR			6/12/2012	50	8/2/2012	8/11/2012	M	50
HOD	POK	HR			6/13/2012	49	8/23/2012	8/12/2012	M	49
HOD	POK	HR			6/13/2012	49	8/28/2012	8/12/2012	M	49
HOD	POK	HR			6/13/2012	49	8/9/2012	8/12/2012	M	49
HOD	POK	HR			6/13/2012	49	8/29/2012	8/12/2012	M	49
HOD	POK	HR			6/13/2012	49	8/22/2012	8/12/2012	M	49
HOD	POK	HR			6/13/2012	49	8/27/2012	8/12/2012	M	49
HOD	POK	HR			6/13/2012	49	8/7/2012	8/12/2012	M	49
HOD	POK	HR			6/13/2012	49	8/27/2012	8/12/2012	M	49
HOD	POK	HR			6/13/2012	49	8/8/2012	8/12/2012	M	49
HOD	POK	HR			6/15/2012	47	8/27/2012	8/14/2012	M	47
HOD	POK	HR			6/19/2012	43	8/23/2012	8/18/2012	M	43
HOD	POK	HR			6/19/2012	43	8/23/2012	8/18/2012	M	43
HOD	POK	HR			6/19/2012	43	8/30/2012	8/18/2012	M	43
HOD	POK	HR			6/21/2012	41	8/1/2012	8/20/2012	M	41
HOD	POK	HR			6/22/2012	40	8/23/2012	8/21/2012	M	40
HOD	POK	SEG			6/6/2012	56	8/3/2012	8/5/2012	M	56
HOD	POK	SEG			6/6/2012	56	8/13/2012	8/5/2012	I	56
HOD	POK	SEG			6/7/2012	55	8/1/2012	8/6/2012	I	55
HOD	POK	SEG			6/8/2012	54	8/8/2012	8/7/2012	M	54
HOD	POK	SEG			6/11/2012	51	8/17/2012	8/10/2012	M	51
HOD	POK	SEG			6/11/2012	51	8/21/2012	8/10/2012	I	51
HOD	POK	SEG			6/15/2012	47	8/16/2012	8/14/2012	M	47
HOD	POK	SEG			6/18/2012	44	8/16/2012	8/17/2012	M	44
HOD	POK	SEG			6/18/2012	44	8/15/2012	8/17/2012	I	43
HOD	POK	SEG			6/18/2012	44	8/21/2012	8/17/2012	I	44
HOD	POK	SEG			6/18/2012	44	8/22/2012	8/17/2012	M	44
HOD	POK	SEG			6/18/2012	44	8/16/2012	8/17/2012	M	44
HOD	POK	SEG			6/19/2012	43	8/2/2012	8/18/2012	M	43
HOD	POK	SEG			6/19/2012	43	8/1/2012	8/18/2012	M	43
HOD	POK	SEG			6/19/2012	43	8/1/2012	8/18/2012	M	43
HOD	POK	SEG			6/20/2012	42	8/7/2012	8/19/2012	M	42
HOD	POK	SEG			6/20/2012	42	8/2/2012	8/19/2012	M	42
HOD	POK	SEG			6/20/2012	42	8/9/2012	8/19/2012	M	42
HOD	POK	SEG			6/20/2012	42	8/2/2012	8/19/2012	M	42
HOD	POK	SEG			6/20/2012	42	8/9/2012	8/19/2012	M	42
HOD	POK	SEG			6/20/2012	42	8/7/2012	8/19/2012	M	42
HOD	POK	SEG			6/20/2012	42	8/7/2012	8/19/2012	M	42
HOD	POK	SEG			6/20/2012	42	8/3/2012	8/19/2012	M	42
HOD	POK	SEG			6/21/2012	41	8/13/2012	8/20/2012	M	41
HOD	POK	SEG			6/21/2012	41	8/7/2012	8/20/2012	M	41
HOD	POK	SEG			6/22/2012	40	8/2/2012	8/21/2012	M	40
HOD	POK	SEG			6/22/2012	40	8/14/2012	8/21/2012	M	40

(b) (6)

Base City Code	Hearing Loc Code	UJ Code	Allen Number	Allen Full Name	Rec'd at EOIR Date	Days Pending	Latest Hearing Date	Projected 60th Day	Latest Hearing Calendar Type	Days Pending (2) as of today's date
HOD	POK	SEG	090-895-537	(b) (6)	6/22/2012	40	8/14/2012	8/21/2012	I	40
HOD	POK	SEG	205-288-946	(b) (6)	6/22/2012	40	8/14/2012	8/21/2012	M	40
HOD	POK	SEG	205-290-901	(b) (6)	6/22/2012	40	8/13/2012	8/21/2012	M	40
HOD	POK	SEG	205-290-974	(b) (6)	6/22/2012	40	8/1/2012	8/21/2012	M	40
HON	HND	CMW	200-865-091	(b) (6)	6/12/2012	50	8/2/2012	8/11/2012	M	50
HON	HND	CMW	047-666-375	(b) (6)	6/19/2012	43	8/16/2012	8/18/2012	M	43
HOU	HOU	CBA	041-311-340	(b) (6)	6/15/2012	47	7/2/2013	8/14/2012	M	47
HOU	HOU	CBA	205-290-196	(b) (6)	6/18/2012	44	7/9/2013	8/17/2012	M	44
HOU	HOU	CBA	200-213-848	(b) (6)	6/19/2012	43	7/16/2013	8/18/2012	M	42
HOU	HOU	CMR	205-290-203	(b) (6)	6/19/2012	44	7/24/2013	8/17/2012	M	44
HOU	HOU	CMR	205-290-208	(b) (6)	6/18/2012	44	7/24/2013	8/17/2012	M	44
HOU	HOU	CMR	205-290-679	(b) (6)	6/18/2012	44	7/24/2013	8/17/2012	M	44
HOU	HOU	CMR	205-378-667	(b) (6)	6/18/2012	44	7/24/2013	8/17/2012	M	44
IMP	ELC	HPI	200-106-586	(b) (6)	6/8/2012	54	7/30/2012	8/7/2012	I	53
IMP	ELC	HPI	200-232-072	(b) (6)	6/13/2012	49	8/1/2012	8/12/2012	M	49
IMP	ELC	JWS	200-199-273	(b) (6)	6/4/2012	58		8/3/2012		58
IMP	ELC	JWS	200-231-303	(b) (6)	6/4/2012	58	8/9/2012	8/3/2012	M	58
IMP	ELC	JWS	042-589-267	(b) (6)	6/5/2012	57		8/4/2012		57
IMP	ELC	JWS	072-540-082	(b) (6)	6/5/2012	57	9/10/2012	8/4/2012	I	56
IMP	ELC	JWS	200-196-582	(b) (6)	6/7/2012	55		8/6/2012		55
IMP	ELC	JWS	091-847-992	(b) (6)	6/11/2012	51	8/15/2012	8/10/2012	I	51
IMP	ELC	JWS	200-231-306	(b) (6)	6/11/2012	51		8/10/2012		51
IMP	ELC	JWS	200-232-194	(b) (6)	6/12/2012	50	8/20/2012	8/11/2012	M	50
IMP	ELC	JWS	205-056-705	(b) (6)	6/13/2012	49	8/20/2012	8/12/2012	M	49
IMP	ELC	JWS	034-657-668	(b) (6)	6/18/2012	44	8/22/2012	8/17/2012	I	43
IMP	ELC	JWS	076-731-445	(b) (6)	6/18/2012	44	8/16/2012	8/17/2012	I	44
IMP	ELC	JWS	078-037-994	(b) (6)	6/18/2012	44	8/9/2012	8/17/2012	I	44
IMP	ELC	JWS	205-061-963	(b) (6)	6/18/2012	44	8/13/2012	8/17/2012	M	44
IMP	ELC	JWS	205-061-994	(b) (6)	6/18/2012	44	8/13/2012	8/17/2012	M	44
IMP	ELC	JWS	205-368-433	(b) (6)	6/18/2012	44	8/13/2012	8/17/2012	M	44
IMP	ELC	JWS	205-475-206	(b) (6)	6/20/2012	42		8/19/2012		42
IMP	ELC	JWS	200-198-246	(b) (6)	6/21/2012	41	8/21/2012	8/20/2012	I	41
IMP	ELC	JWS	205-388-209	(b) (6)	6/21/2012	41		8/20/2012		41
IMP	ELC	VJ1	075-169-142	(b) (6)	6/4/2012	58	8/15/2012	8/3/2012	M	58
IMP	ELC	VJ1	092-076-676	(b) (6)	6/4/2012	58		8/3/2012		58
IMP	ELC	VJ1	205-388-335	(b) (6)	6/4/2012	58	8/15/2012	8/3/2012	M	58
IMP	ELC	VJ1	042-477-442	(b) (6)	6/5/2012	57	8/30/2012	8/4/2012	I	57
IMP	ELC	VJ1	200-908-983	(b) (6)	6/5/2012	57	8/13/2012	8/4/2012	I	57
IMP	ELC	VJ1	200-231-307	(b) (6)	6/13/2012	49	8/14/2012	8/12/2012	M	49
IMP	ELC	VJ1	205-054-386	(b) (6)	6/18/2012	44	8/14/2012	8/17/2012	M	44
IMP	ELC	VJ1	205-061-995	(b) (6)	6/18/2012	44	8/14/2012	8/17/2012	M	44
IMP	ELC	VJ1	041-321-700	(b) (6)	6/19/2012	43	6/28/2012	8/18/2012	M	42
IMP	ELC	VJ1	205-388-051	(b) (6)	6/20/2012	42	8/14/2012	8/19/2012	M	42
IMP	ELC	VJ1	205-388-199	(b) (6)	6/20/2012	42		8/19/2012		42
IMP	ELC	VJ1	205-387-835	(b) (6)	6/21/2012	41	8/14/2012	8/20/2012	M	41
KAN	KAD	JRO	088-181-951	(b) (6)	6/4/2012	58	8/7/2012	8/3/2012	M	58
KAN	KAD	JRO	034-407-138	(b) (6)	6/12/2012	50	8/28/2012	8/11/2012	M	50
KAN	KAD	JRO	201-071-207	(b) (6)	6/12/2012	50	8/7/2012	8/11/2012	M	50
KAN	KAD	JRO	045-549-620	(b) (6)	6/14/2012	48	8/7/2012	8/13/2012	M	48
KAN	KAD	JRO	201-073-569	(b) (6)	6/14/2012	48	8/7/2012	8/13/2012	M	48
KAN	KAD	JRO	087-904-782	(b) (6)	6/18/2012	44	8/7/2012	8/17/2012	M	44
KAN	KAD	JRO	090-327-437	(b) (6)	6/18/2012	44	8/21/2012	8/17/2012	M	44
KAN	KAD	JRO	201-073-620	(b) (6)	6/19/2012	43	8/7/2012	8/18/2012	M	43
KAN	KAD	JRO	205-286-668	(b) (6)	6/19/2012	43	8/21/2012	8/18/2012	M	43
KAN	KAD	JRO	205-286-681	(b) (6)	6/19/2012	43	7/10/2012	8/18/2012	M	43
KAN	KAD	JRO	201-073-859	(b) (6)	6/20/2012	42	8/21/2012	8/19/2012	I	42
KAN	KAD	JRO	201-073-643	(b) (6)	6/21/2012	41	8/21/2012	8/20/2012	M	41
KAN	KAD	JRO	073-430-016	(b) (6)	6/22/2012	40	8/21/2012	8/21/2012	M	40
KAN	KAD	JRO	201-072-502	(b) (6)	6/22/2012	40	8/21/2012	8/21/2012	M	40
KAN	KAD	PD1	205-286-642	(b) (6)	6/5/2012	57	8/9/2012	8/4/2012	M	57
KAN	KAD	PD1	201-073-206	(b) (6)	6/13/2012	49	7/19/2012	8/12/2012	M	49
KAN	KAD	PD1	201-073-631	(b) (6)	6/13/2012	49	8/2/2012	8/12/2012	M	49
KAN	KAD	PD1	098-767-999	(b) (6)	6/15/2012	47	8/9/2012	8/14/2012	M	47
KAN	KAD	PD1	059-015-723	(b) (6)	6/18/2012	44	8/2/2012	8/17/2012	M	44
KAN	KAN	PD1	201-072-962	(b) (6)	6/12/2012	50	5/28/2013	8/11/2012	M	49
KRO	BTC	RJF	200-612-632	(b) (6)	6/6/2012	56	10/5/2012	8/5/2012	I	56
KRO	BTC	RJF	200-665-454	(b) (6)	6/7/2012	55	9/5/2012	8/6/2012	I	55
KRO	BTC	RJF	088-661-563	(b) (6)	6/8/2012	54	8/14/2012	8/7/2012	M	54
KRO	BTC	RJF	088-229-491	(b) (6)	6/8/2012	54	8/7/2012	8/7/2012	M	54
KRO	BTC	RJF	205-202-317	(b) (6)	6/8/2012	54	8/29/2012	8/7/2012	I	54
KRO	BTC	RJF	036-766-793	(b) (6)	6/11/2012	51	8/10/2012	8/10/2012	M	51
KRO	BTC	RJF	203-231-295	(b) (6)	6/11/2012	51	8/27/2012	8/10/2012	I	51
KRO	BTC	RJF	205-264-937	(b) (6)	6/11/2012	51	8/6/2012	8/10/2012	I	51
KRO	BTC	RJF	205-344-782	(b) (6)	6/11/2012	51	8/17/2012	8/10/2012	I	51
KRO	BTC	RJF	088-229-494	(b) (6)	6/12/2012	50	8/2/2012	8/11/2012	M	50
KRO	BTC	RJF	200-948-952	(b) (6)	6/12/2012	50	9/10/2012	8/11/2012	I	50

Base City Code	Hearing Loc Code	JJ Code	Alten Number	Alten Full Name	Rec'd at EOIR Date	Days Pending	Latest Hearing Date	Projected 60th Day	Latest Hearing Calendar Type	Days Pending(2) as of today's date
KRO	BTC	RJF	205-345-145	(b) (6)	6/12/2012	50	8/9/2012	8/11/2012	M	50
KRO	BTC	RJF	094-888-511	(b) (6)	6/13/2012	49	9/26/2012	8/12/2012	I	49
KRO	BTC	RJF	094-888-739	(b) (6)	6/14/2012	48	8/2/2012	8/13/2012	M	48
KRO	BTC	RJF	097-933-707	(b) (6)	6/14/2012	48	8/2/2012	8/13/2012	M	48
KRO	BTC	RJF	205-051-725	(b) (6)	6/14/2012	48	8/2/2012	8/13/2012	M	48
KRO	BTC	RJF	205-122-745	(b) (6)	6/14/2012	48	8/14/2012	8/13/2012	M	48
KRO	BTC	RJF	205-122-746	(b) (6)	6/14/2012	48	8/14/2012	8/13/2012	M	48
KRO	BTC	RJF	205-159-393	(b) (6)	6/14/2012	48	8/2/2012	8/13/2012	M	48
KRO	BTC	RJF	205-452-573	(b) (6)	6/14/2012	48	7/12/2012	8/13/2012	M	48
KRO	BTC	RJF	096-577-556	(b) (6)	6/15/2012	47	9/24/2012	8/14/2012	I	47
KRO	BTC	RJF	205-051-728	(b) (6)	6/15/2012	47	8/14/2012	8/14/2012	M	47
KRO	BTC	RJF	205-128-576	(b) (6)	6/15/2012	47	8/21/2012	8/14/2012	M	47
KRO	BTC	RJF	205-345-254	(b) (6)	6/15/2012	47	8/16/2012	8/14/2012	M	47
KRO	BTC	RJF	099-293-372	(b) (6)	6/18/2012	44	8/9/2012	8/17/2012	M	44
KRO	BTC	RJF	205-128-659	(b) (6)	6/18/2012	44	8/27/2012	8/17/2012	I	44
KRO	BTC	RJF	205-271-237	(b) (6)	6/18/2012	44	8/14/2012	8/17/2012	M	44
KRO	BTC	RJF	089-724-914	(b) (6)	6/19/2012	43	8/14/2012	8/18/2012	M	43
KRO	BTC	RJF	203-211-712	(b) (6)	6/19/2012	43	8/2/2012	8/18/2012	M	43
KRO	BTC	RJF	088-076-497	(b) (6)	6/20/2012	42	8/9/2012	8/19/2012	M	42
KRO	BTC	RJF	205-013-920	(b) (6)	6/20/2012	42	8/7/2012	8/19/2012	M	42
KRO	BTC	RJF	205-345-211	(b) (6)	6/20/2012	42	8/16/2012	8/19/2012	M	42
KRO	BTC	RJF	075-440-140	(b) (6)	6/21/2012	41	8/23/2012	8/20/2012	M	41
KRO	BTC	RJF	094-861-154	(b) (6)	6/21/2012	41	8/2/2012	8/20/2012	M	41
KRO	BTC	RJF	205-159-539	(b) (6)	6/21/2012	41	8/14/2012	8/20/2012	M	41
KRO	BTC	RJF	205-455-755	(b) (6)	6/21/2012	41	8/7/2012	8/20/2012	M	41
KRO	BTC	RJF	205-013-914	(b) (6)	6/22/2012	40	8/14/2012	8/21/2012	M	40
KRO	GCP	HKM	047-038-631	(b) (6)	6/5/2012	57	8/10/2012	8/4/2012	I	57
KRO	GCP	JO	044-284-756	(b) (6)	6/5/2012	57	8/15/2012	8/4/2012	I	57
KRO	GCP	JO	205-202-365	(b) (6)	6/5/2012	57	8/9/2012	8/4/2012	M	57
KRO	GCP	JO	205-344-748	(b) (6)	6/5/2012	57	8/16/2012	8/4/2012	M	57
KRO	GCP	JO	205-345-125	(b) (6)	6/5/2012	57	8/7/2012	8/4/2012	M	57
KRO	GCP	JO	056-168-748	(b) (6)	6/6/2012	56	6/12/2012	8/5/2012	M	56
KRO	GCP	JO	205-204-996	(b) (6)	6/6/2012	56	8/2/2012	8/5/2012	M	56
KRO	GCP	JO	200-713-892	(b) (6)	6/11/2012	51	8/29/2012	8/10/2012	I	51
KRO	GCP	JO	027-080-343	(b) (6)	6/12/2012	50	8/7/2012	8/11/2012	M	50
KRO	GCP	JO	023-226-987	(b) (6)	6/14/2012	48	8/15/2012	8/13/2012	I	48
KRO	GCP	JO	026-667-565	(b) (6)	6/20/2012	42	8/9/2012	8/19/2012	M	42
KRO	GCP	JO	205-345-273	(b) (6)	6/20/2012	42	8/7/2012	8/19/2012	M	42
KRO	GCP	JO	205-387-029	(b) (6)	6/21/2012	41	8/2/2012	8/20/2012	M	41
KRO	KRO	AO	205-014-377	(b) (6)	6/4/2012	58	8/6/2012	8/3/2012	M	58
KRO	KRO	AO	205-128-326	(b) (6)	6/4/2012	58	8/17/2012	8/3/2012	I	58
KRO	KRO	AO	205-344-318	(b) (6)	6/4/2012	58	8/9/2012	8/3/2012	I	58
KRO	KRO	AO	029-388-178	(b) (6)	6/5/2012	57	8/7/2012	8/4/2012	I	57
KRO	KRO	AO	205-051-609	(b) (6)	6/5/2012	57	8/6/2012	8/4/2012	I	57
KRO	KRO	AO	205-345-191	(b) (6)	6/5/2012	57	8/23/2012	8/4/2012	M	57
KRO	KRO	AO	037-451-299	(b) (6)	6/6/2012	56	8/9/2012	8/5/2012	I	56
KRO	KRO	AO	076-534-920	(b) (6)	6/6/2012	56	8/6/2012	8/5/2012	M	56
KRO	KRO	AO	205-128-620	(b) (6)	6/7/2012	55	8/23/2012	8/6/2012	I	55
KRO	KRO	AO	205-122-552	(b) (6)	6/8/2012	54	8/31/2012	8/7/2012	I	54
KRO	KRO	AO	029-392-676	(b) (6)	6/12/2012	50	8/2/2012	8/11/2012	M	50
KRO	KRO	AO	074-093-016	(b) (6)	6/12/2012	50	8/2/2012	8/11/2012	M	50
KRO	KRO	AO	094-005-747	(b) (6)	6/12/2012	50	8/7/2012	8/11/2012	M	50
KRO	KRO	AO	205-019-993	(b) (6)	6/12/2012	50		8/11/2012		50
KRO	KRO	AO	038-787-817	(b) (6)	6/13/2012	47	8/23/2012	8/14/2012	I	47
KRO	KRO	AO	095-432-188	(b) (6)	6/13/2012	47	8/6/2012	8/14/2012	M	47
KRO	KRO	AO	205-014-326	(b) (6)	6/15/2012	47	8/2/2012	8/14/2012	M	47
KRO	KRO	AO	030-690-732	(b) (6)	6/19/2012	43	8/6/2012	8/18/2012	M	42
KRO	KRO	AO	055-565-396	(b) (6)	6/20/2012	42	8/2/2012	8/19/2012	M	41
KRO	KRO	AO	042-456-041	(b) (6)	6/22/2012	40	8/13/2012	8/21/2012	M	40
KRO	KRO	AO	043-050-903	(b) (6)	6/22/2012	40	8/7/2012	8/21/2012	M	40
KRO	KRO	AO	055-035-154	(b) (6)	6/22/2012	40	8/2/2012	8/21/2012	M	40
KRO	KRO	AO	088-075-791	(b) (6)	6/22/2012	40	8/7/2012	8/21/2012	M	40
KRO	KRO	AO	094-903-665	(b) (6)	6/22/2012	40	8/21/2012	8/21/2012	M	40
KRO	KRO	DNS	025-446-203	(b) (6)	6/7/2012	55	9/6/2012	8/6/2012	I	55
KRO	KRO	DNS	044-503-609	(b) (6)	6/7/2012	55	8/7/2012	8/6/2012	M	55
KRO	KRO	DNS	045-163-532	(b) (6)	6/7/2012	55	8/6/2012	8/6/2012	M	55
KRO	KRO	DNS	047-048-919	(b) (6)	6/7/2012	55	8/9/2012	8/6/2012	M	55
KRO	KRO	DNS	086-911-740	(b) (6)	6/7/2012	55	8/8/2012	8/6/2012	I	55
KRO	KRO	DNS	089-706-144	(b) (6)	6/7/2012	55	8/13/2012	8/6/2012	M	55
KRO	KRO	DNS	094-495-646	(b) (6)	6/7/2012	55	8/2/2012	8/6/2012	M	55
KRO	KRO	DNS	099-202-342	(b) (6)	6/7/2012	55	8/8/2012	8/6/2012	I	55
KRO	KRO	DNS	019-420-153	(b) (6)	6/8/2012	54	8/6/2012	8/7/2012	M	54
KRO	KRO	DNS	098-943-223	(b) (6)	6/8/2012	54	8/2/2012	8/7/2012	M	54
KRO	KRO	DNS	205-128-577	(b) (6)	6/8/2012	54	9/6/2012	8/7/2012	M	54
KRO	KRO	DNS	205-128-594	(b) (6)	6/8/2012	54	8/7/2012	8/7/2012	M	54
KRO	KRO	DNS	205-345-366	(b) (6)	6/8/2012	54	8/7/2012	8/7/2012	M	54



Base City Code	Hearing Loc Code	JJ Code	Allen Number	Allen Full Name	Rec'd at BOR Date	Days Pending	Latest Hearing Date	Projected 60th Day	Latest Hearing Calendar Type	Days Pending(2) as of today's date
KRO	KRO	DNS	205-345-158	(b) (6)	6/11/2012	51	8/7/2012	8/10/2012	I	51
KRO	KRO	DNS	028-549-239		6/12/2012	50	8/8/2012	8/11/2012	I	50
KRO	KRO	DNS	043-580-404		6/12/2012	50	8/9/2012	8/11/2012	I	50
KRO	KRO	DNS	087-185-646		6/12/2012	50	9/13/2012	8/11/2012	I	50
KRO	KRO	DNS	021-111-347		6/14/2012	48	9/12/2012	8/13/2012	I	48
KRO	KRO	DNS	074-173-756		6/14/2012	48	9/13/2012	8/13/2012	I	48
KRO	KRO	DNS	088-076-085		6/14/2012	48	8/20/2012	8/13/2012	M	48
KRO	KRO	DNS	205-344-718		6/14/2012	48	8/2/2012	8/13/2012	M	48
KRO	KRO	DNS	089-386-989		6/15/2012	47	9/19/2012	8/14/2012	I	47
KRO	KRO	DNS	094-264-417		6/15/2012	47	9/4/2012	8/14/2012	M	47
KRO	KRO	DNS	205-014-298		6/15/2012	47	8/9/2012	8/14/2012	M	47
KRO	KRO	DNS	205-345-241		6/15/2012	47	8/21/2012	8/14/2012	M	47
KRO	KRO	DNS	201-236-329		6/18/2012	44	8/21/2012	8/17/2012	M	43
KRO	KRO	DNS	205-202-477		6/18/2012	44	8/2/2012	8/17/2012	M	44
KRO	KRO	DNS	042-501-719		6/19/2012	43	9/10/2012	8/18/2012	I	43
KRO	KRO	DNS	028-688-049		6/20/2012	42	8/2/2012	8/19/2012	M	42
KRO	KRO	DNS	035-609-985		6/21/2012	41	8/2/2012	8/20/2012	M	41
KRO	KRO	DNS	027-105-159		6/22/2012	40	9/17/2012	8/21/2012	I	40
KRO	KRO	DNS	028-778-109		6/22/2012	40	8/2/2012	8/21/2012	M	40
KRO	KRO	DNS	046-397-367		6/22/2012	40	8/2/2012	8/21/2012	M	40
KRO	KRO	DNS	074-048-268		6/22/2012	40	8/2/2012	8/21/2012	M	40
KRO	KRO	DNS	091-902-692		6/22/2012	40	8/20/2012	8/21/2012	M	40
KRO	KRO	JO	201-235-805		6/4/2012	58	8/7/2012	8/3/2012	M	58
KRO	KRO	JO	201-298-121		6/6/2012	56	8/6/2012	8/5/2012	M	56
KRO	KRO	JO	200-481-455		6/8/2012	54	8/17/2012	8/7/2012	I	54
KRO	KRO	JO	205-013-575		6/12/2012	50	8/23/2012	8/11/2012	I	50
KRO	KRO	JO	074-822-423		6/13/2012	49	8/14/2012	8/12/2012	M	49
KRO	KRO	JO	200-794-628		6/13/2012	49	8/7/2012	8/12/2012	M	49
KRO	KRO	JO	029-374-659		6/14/2012	48	8/9/2012	8/13/2012	M	48
KRO	KRO	JO	043-863-747		6/14/2012	48	8/13/2012	8/13/2012	M	48
KRO	KRO	JO	077-886-352	6/14/2012	48	8/8/2012	8/13/2012	M	48	
KRO	KRO	JO	079-449-533	6/18/2012	44	8/6/2012	8/17/2012	M	44	
KRO	KRO	JO	089-511-213	6/19/2012	43	8/14/2012	8/18/2012	M	43	
KRO	KRO	JO	047-324-473	6/20/2012	42	7/30/2012	8/19/2012	M	42	
KRO	KRO	JO	201-145-225	6/21/2012	41	8/6/2012	8/20/2012	M	40	
KRO	KRO	LME	044-137-053	6/19/2012	43	8/3/2012	8/18/2012	I	43	
KRO	KRO	MLE	071-543-168	6/12/2012	50	8/24/2012	8/11/2012	I	50	
LAN	LAN	DB	205-322-448	6/7/2012	55	8/15/2012	8/6/2012	M	55	
LAN	LAN	DB	094-302-879	6/8/2012	54	8/27/2012	8/7/2012	M	53	
LAN	LAN	DB	200-155-696	6/11/2012	51	8/21/2012	8/10/2012	M	51	
LAN	LAN	DB	205-311-281	6/11/2012	51	8/16/2012	8/10/2012	M	51	
LAN	LAN	DB	205-322-708	6/11/2012	51	8/29/2012	8/10/2012	M	51	
LAN	LAN	DB	205-323-303	6/11/2012	51	8/20/2012	8/10/2012	M	51	
LAN	LAN	DB	205-323-307	6/11/2012	51	8/7/2012	8/10/2012	M	51	
LAN	LAN	DB	070-954-596	6/13/2012	49	8/2/2012	8/12/2012	M	49	
LAN	LAN	DB	095-019-930	6/13/2012	49	8/9/2012	8/12/2012	M	49	
LAN	LAN	DB	205-313-234	6/13/2012	49	8/8/2012	8/12/2012	M	49	
LAN	LAN	DB	010-774-186	6/14/2012	48	8/2/2012	8/13/2012	M	48	
LAN	LAN	DB	094-202-786	6/14/2012	48	8/6/2012	8/13/2012	M	47	
LAN	LAN	DB	200-709-995	6/14/2012	48	8/7/2012	8/13/2012	M	47	
LAN	LAN	DB	038-981-753	6/15/2012	47	8/7/2012	8/14/2012	M	47	
LAN	LAN	DB	205-313-257	6/15/2012	47	8/16/2012	8/14/2012	M	47	
LAN	LAN	DB	205-323-502	6/15/2012	47	8/6/2012	8/14/2012	M	47	
LAN	LAN	DB	037-800-635	6/22/2012	40	8/14/2012	8/21/2012	M	40	
LAN	LAN	DB	092-829-325	6/22/2012	40	8/22/2012	8/21/2012	M	40	
LAN	LAN	DB	095-138-027	6/22/2012	40	8/9/2012	8/21/2012	M	40	
LAN	LAN	DB	095-810-157	6/22/2012	40	8/2/2012	8/21/2012	I	40	
LAN	LAN	DB	099-751-730	6/22/2012	40	8/13/2012	8/21/2012	M	40	
LAN	LAN	DB	200-571-589	6/22/2012	40	8/8/2012	8/21/2012	M	40	
LAN	LAN	DB	205-069-299	6/22/2012	40	8/30/2012	8/21/2012	I	40	
LAN	LAN	DB	205-312-185	6/22/2012	40	8/15/2012	8/21/2012	M	40	
LAN	LAN	DB	205-312-504	6/22/2012	40	8/15/2012	8/21/2012	M	40	
LAN	LAN	DB	205-313-043	6/22/2012	40	8/16/2012	8/21/2012	M	40	
LAN	LAN	DB	205-313-264	6/22/2012	40	8/21/2012	8/21/2012	M	40	
LAN	LAN	DB	205-313-480	6/22/2012	40	8/13/2012	8/21/2012	M	40	
LAN	LAN	ROV	092-003-260	6/12/2012	50	8/1/2012	8/11/2012	M	50	
LAN	LAN	ROV	094-208-378	6/12/2012	50	8/29/2012	8/11/2012	M	50	
LAN	LAN	ROV	094-302-404	6/12/2012	50	7/11/2012	8/11/2012	M	50	
LAN	LAN	ROV	200-243-458	6/12/2012	50	8/1/2012	8/11/2012	M	50	
LAN	LAN	ROV	205-024-288	6/12/2012	50	8/1/2012	8/11/2012	M	50	
LAN	LAN	ROV	205-312-304	6/12/2012	50	8/6/2012	8/11/2012	M	50	
LAN	LAN	ROV	205-312-369	6/12/2012	50	7/13/2012	8/11/2012	M	50	
LAN	LAN	ROV	205-313-392	6/12/2012	50	8/6/2012	8/11/2012	M	50	
LAN	LAN	ROV	205-323-312	6/12/2012	50	7/13/2012	8/11/2012	M	50	
LAN	LAN	ROV	200-693-185	6/19/2012	43	8/6/2012	8/18/2012	M	42	
LAN	LAN	ROV	078-786-413	6/20/2012	42	7/30/2012	8/19/2012	M	41	

Base City Code	Hearing Loc Code	ID Code	Alien Number	Alien Full Name	Rec'd at EOIR Date	Days Pending	Latest Hearing Date	Projected EOIR Day	Latest Hearing Calendar Type	Days Pending(2) as of today's date
LAN	LAN	ROV			6/20/2012	42	8/8/2012	8/19/2012	M	42
LAN	LAN	ROV			6/22/2012	40	8/8/2012	8/21/2012	M	40
LAN	LAN	ROV			6/22/2012	40	7/13/2012	8/21/2012	M	40
LAN	LAN	ROV			6/22/2012	40	7/13/2012	8/21/2012	M	40
LAN	LAN	ROV			6/22/2012	40	7/16/2012	8/21/2012	M	40
LAN	LAN	ROV			6/22/2012	40	8/13/2012	8/21/2012	M	40
LAN	LAN	ROV			6/22/2012	40	8/8/2012	8/21/2012	M	40
LAN	LAN	ROV			6/22/2012	40	7/16/2012	8/21/2012	M	40
LAN	LAN	ROV			6/22/2012	40	8/6/2012	8/21/2012	M	40
LAN	LAN	ROV			6/22/2012	40	8/15/2012	8/21/2012	M	40
LAN	LAN	ROV			6/22/2012	40	8/15/2012	8/21/2012	M	40
LAN	LAN	SDL			6/4/2012	58	8/30/2012	8/3/2012	M	58
LAN	LAN	SDL			6/5/2012	57	8/1/2012	8/4/2012	M	56
LAN	LAN	SDL			6/7/2012	55	8/20/2012	8/6/2012	M	55
LAN	LAN	SDL			6/7/2012	55	8/30/2012	8/6/2012	I	55
LAN	LAN	SDL			6/7/2012	55	8/2/2012	8/6/2012	M	55
LAN	LAN	SDL			6/8/2012	54	8/1/2012	8/7/2012	M	53
LAN	LAN	SDL			6/11/2012	51	8/27/2012	8/10/2012	M	51
LAN	LAN	SDL			6/11/2012	51	8/21/2012	8/10/2012	M	51
LAN	LAN	SDL			6/11/2012	51	8/28/2012	8/10/2012	M	51
LAN	LAN	SDL			6/11/2012	51	8/16/2012	8/10/2012	M	51
LAN	LAN	SDL			6/12/2012	50	7/11/2012	8/11/2012	M	50
LAN	LAN	SDL			6/22/2012	40	9/10/2012	8/21/2012	M	40
LAN	LAN	SDL			6/22/2012	40	8/9/2012	8/21/2012	I	40
LAN	LAN	SDL			6/22/2012	40	8/2/2012	8/21/2012	M	40
LAN	LAN	SDL			6/22/2012	40	7/12/2012	8/21/2012	M	40
LAN	LAN	SDL			6/22/2012	40	8/29/2012	8/21/2012	M	40
LAN	LAN	SDL			6/22/2012	40	8/29/2012	8/21/2012	M	40
LOS	ADE	HO			6/4/2012	58	8/2/2012	8/3/2012	M	58
LOS	ADE	HO			6/4/2012	58	8/10/2012	8/3/2012	I	58
LOS	ADE	HO			6/6/2012	56	8/1/2012	8/5/2012	M	55
LOS	ADE	HO			6/7/2012	55	8/22/2012	8/6/2012	M	55
LOS	ADE	HO			6/12/2012	50	8/16/2012	8/11/2012	I	50
LOS	ADE	HO			6/13/2012	49	8/17/2012	8/12/2012	I	49
LOS	ADE	HO			6/13/2012	49	8/7/2012	8/12/2012	M	49
LOS	ADE	HO			6/13/2012	49	8/7/2012	8/12/2012	M	49
LOS	ADE	HO			6/13/2012	49	8/14/2012	8/12/2012	M	49
LOS	ADE	HO			6/14/2012	48	8/13/2012	8/13/2012	M	48
LOS	ADE	HO			6/14/2012	48	8/16/2012	8/13/2012	I	48
LOS	ADE	HO			6/15/2012	47	8/27/2012	8/14/2012	M	47
LOS	ADE	HO			6/15/2012	47	8/22/2012	8/14/2012	M	47
LOS	ADE	HO			6/15/2012	47	8/3/2012	8/14/2012	I	47
LOS	ADE	HO			6/15/2012	47	8/8/2012	8/14/2012	M	47
LOS	ADE	RCP			6/4/2012	58	8/28/2012	8/3/2012	M	58
LOS	ADE	RCP			6/6/2012	56	8/8/2012	8/5/2012	M	56
LOS	ADE	RCP			6/6/2012	56	8/6/2012	8/5/2012	I	55
LOS	ADE	RCP			6/8/2012	54	8/10/2012	8/7/2012	I	54
LOS	ADE	RCP			6/8/2012	54	8/9/2012	8/7/2012	M	54
LOS	ADE	RCP			6/8/2012	54	8/6/2012	8/7/2012	M	54
LOS	ADE	RCP			6/12/2012	50	8/13/2012	8/11/2012	M	50
LOS	ADE	RCP			6/12/2012	50	8/14/2012	8/11/2012	I	50
LOS	ADE	RCP			6/12/2012	50	8/2/2012	8/11/2012	M	50
LOS	ADE	RCP			6/12/2012	50	8/8/2012	8/11/2012	M	50
LOS	ADE	RCP			6/13/2012	49	8/10/2012	8/12/2012	I	49
LOS	ADE	RCP			6/15/2012	47	8/7/2012	8/14/2012	M	46
LOS	ADE	RCP			6/20/2012	42	8/9/2012	8/19/2012	M	42
LOS	ADE	RCP			6/20/2012	42	8/16/2012	8/19/2012	I	42
LOS	ADE	RCP			6/20/2012	42	8/9/2012	8/19/2012	M	42
LOS	ADE	RCP			6/21/2012	41	8/6/2012	8/20/2012	M	41
LOS	ADE	RCP			6/21/2012	41	8/7/2012	8/20/2012	M	41
LOS	ADE	RCP			6/22/2012	40	8/9/2012	8/21/2012	M	40
LOS	ADE	SLS			6/4/2012	58	8/20/2012	8/3/2012	I	58
LOS	ADE	SLS			6/4/2012	58	8/3/2012	8/3/2012	I	58
LOS	ADE	SLS			6/4/2012	58	8/14/2012	8/3/2012	M	58
LOS	ADE	SLS			6/4/2012	58	8/14/2012	8/3/2012	M	58
LOS	ADE	SLS			6/5/2012	57	8/16/2012	8/4/2012	M	56
LOS	ADE	SLS			6/6/2012	56	8/10/2012	8/5/2012	I	55
LOS	ADE	SLS			6/13/2012	49	8/14/2012	8/12/2012	M	49
LOS	ADE	SLS			6/20/2012	42	8/2/2012	8/19/2012	M	42
LOS	ADE	SLS			6/21/2012	41	8/6/2012	8/20/2012	M	41
LOS	ADE	SLS			6/22/2012	40	8/15/2012	8/21/2012	M	40
LOS	ADE	SLS			6/22/2012	40	8/20/2012	8/21/2012	M	40
LOS	ADE	SLS			6/22/2012	40	8/13/2012	8/21/2012	M	40
LOS	ADE	SLS			6/22/2012	40	8/21/2012	8/21/2012	I	40
LOS	LA3	OCA			6/5/2012	57	8/10/2012	8/4/2012	M	57
LOS	LA3	DCA			6/5/2012	57	9/6/2012	8/4/2012	I	57

Base City Code	Hearing Loc Code	U Code	Alien Number	Alien Full Name	Rec'd at EOIR Date	Days Pending	Latest Hearing Date	Projected 60th Day	Latest Hearing Calendar Type	Days Pending(2) as of today's date
LOS	LA3	DCA	(b) (6)		6/6/2012	56	8/24/2012	8/5/2012	I	55
LOS	LA3	DCA			6/6/2012	56	8/10/2012	8/5/2012	M	56
LOS	LA3	DCA			6/7/2012	55	8/30/2012	8/6/2012	I	55
LOS	LA3	DCA			6/7/2012	55	8/29/2012	8/6/2012	I	54
LOS	LA3	DCA			6/12/2012	90	8/10/2012	8/11/2012	I	50
LOS	LA3	DCA			6/12/2012	50	8/8/2012	8/11/2012	I	50
LOS	LA3	DCA			6/13/2012	49	9/11/2012	8/12/2012	I	49
LOS	LA3	LJM			6/6/2012	56	11/1/2012	8/5/2012	I	56
LOS	LA3	LJM			6/6/2012	56	8/8/2012	8/5/2012	I	56
LOS	LA3	LJM			6/7/2012	55	9/12/2012	8/6/2012	I	54
LOS	LA3	LJM			6/7/2012	55	8/7/2012	8/6/2012	M	55
LOS	LA3	LJM			6/7/2012	55	8/14/2012	8/6/2012	M	54
LOS	LA3	LJM			6/7/2012	55	8/23/2012	8/6/2012	M	55
LOS	LA3	LJM			6/7/2012	55	8/2/2012	8/6/2012	M	55
LOS	LA3	LJM			6/8/2012	54	8/2/2012	8/7/2012	M	54
LOS	LA3	LJM			6/8/2012	54	11/5/2012	8/7/2012	I	54
LOS	LA3	LJM			6/11/2012	51	8/2/2012	8/10/2012	M	50
LOS	LA3	LJM			6/11/2012	51	8/14/2012	8/10/2012	I	51
LOS	LA3	LJM			6/12/2012	50	8/2/2012	8/11/2012	I	49
LOS	LA3	LJM			6/12/2012	50	8/7/2012	8/11/2012	M	50
LOS	LA3	LJM			6/13/2012	49	8/16/2012	8/12/2012	M	49
LOS	LA3	LJM			6/13/2012	49	9/26/2012	8/12/2012	I	49
LOS	LA3	LJM			6/18/2012	44	10/23/2012	8/17/2012	I	43
LOS	LA3	LJM			6/19/2012	43	8/23/2012	8/18/2012	I	43
LOS	OCD	JFW			6/5/2012	57	8/6/2012	8/4/2012	I	56
LOS	OCD	JFW			6/6/2012	56	8/2/2012	8/5/2012	I	55
LOS	OCD	JFW			6/6/2012	56	8/3/2012	8/5/2012	I	56
LOS	OCD	JFW			6/6/2012	56	8/24/2012	8/5/2012	I	56
LOS	OCD	JFW			6/7/2012	55	7/31/2012	8/6/2012	M	55
LOS	OCD	JFW			6/8/2012	54	8/9/2012	8/7/2012	I	54
LOS	OCD	JFW			6/8/2012	54	8/1/2012	8/7/2012	M	54
LOS	OCD	JFW			6/11/2012	51	8/10/2012	8/10/2012	I	51
LOS	OCD	JFW			6/12/2012	50	8/27/2012	8/11/2012	I	50
LOS	OCD	JFW			6/12/2012	50	8/13/2012	8/11/2012	M	50
LOS	OCD	JFW			6/13/2012	49	8/6/2012	8/12/2012	M	49
LOS	OCD	JFW	6/15/2012	47	8/8/2012	8/14/2012	M	47		
LOS	OCD	JFW	6/15/2012	47	7/31/2012	8/14/2012	M	47		
LOS	OCD	JFW	6/15/2012	47	8/2/2012	8/14/2012	M	47		
LOS	OCD	JFW	6/21/2012	41	8/2/2012	8/20/2012	M	40		
LOS	OCD	JFW	6/21/2012	41	8/3/2012	8/20/2012	I	41		
LOS	OCD	JFW	6/21/2012	41	8/2/2012	8/20/2012	M	41		
LOS	OCD	KWR	6/4/2012	58	8/7/2012	8/3/2012	M	57		
LOS	OCD	KWR	6/5/2012	57	8/23/2012	8/4/2012	I	57		
LOS	OCD	KWR	6/5/2012	57	8/17/2012	8/4/2012	I	57		
LOS	OCD	KWR	6/6/2012	56	8/1/2012	8/5/2012	M	56		
LOS	OCD	KWR	6/7/2012	55	8/6/2012	8/6/2012	I	55		
LOS	OCD	KWR	6/7/2012	55	8/8/2012	8/6/2012	I	54		
LOS	OCD	KWR	6/7/2012	55	8/2/2012	8/6/2012	I	55		
LOS	OCD	KWR	6/8/2012	54	8/1/2012	8/7/2012	I	54		
LOS	OCD	KWR	6/11/2012	51	8/6/2012	8/10/2012	I	51		
LOS	OCD	KWR	6/12/2012	50	8/7/2012	8/11/2012	I	50		
LOS	OCD	KWR	6/13/2012	49	8/14/2012	8/12/2012	I	48		
LOS	OCD	KWR	6/13/2012	49	8/2/2012	8/12/2012	M	49		
LOS	OCD	KWR	6/14/2012	48	8/3/2012	8/13/2012	M	48		
LOS	OCD	KWR	6/15/2012	47	8/13/2012	8/14/2012	I	47		
LOS	OCD	KWR	6/15/2012	47	8/3/2012	8/14/2012	I	47		
LOS	OCD	KWR	6/18/2012	44	8/2/2012	8/17/2012	I	44		
LOS	OCD	KWR	6/18/2012	44	8/1/2012	8/17/2012	M	44		
LOS	OCD	KWR	6/18/2012	44	8/10/2012	8/17/2012	I	44		
LOS	OCD	KWR	6/18/2012	44	8/17/2012	8/17/2012	I	44		
LOS	OCD	KWR	6/19/2012	43	8/13/2012	8/18/2012	I	43		
LOS	OCD	KWR	6/19/2012	43	8/1/2012	8/18/2012	M	43		
LOS	OCD	KWR	6/19/2012	43	8/9/2012	8/18/2012	I	43		
LOS	OCD	KWR	6/19/2012	43	8/2/2012	8/18/2012	M	43		
LOS	OCD	KWR	6/19/2012	43	8/1/2012	8/18/2012	M	43		
LOS	OCD	KWR	6/19/2012	43	8/10/2012	8/18/2012	M	43		
LOS	OCD	KWR	6/19/2012	43	8/2/2012	8/18/2012	M	43		
LOS	OCD	KWR	6/21/2012	41	8/1/2012	8/20/2012	M	41		
LOS	OCD	KWR	6/21/2012	41	8/13/2012	8/20/2012	I	41		
LOS	OCD	KWR	6/21/2012	41	8/20/2012	8/20/2012	I	41		
LOS	OCD	KWR	6/21/2012	41	8/4/2012	8/20/2012	I	41		
LOS	OCD	KWR	6/21/2012	41	8/2/2012	8/20/2012	M	41		
LOS	OCD	KWR	6/21/2012	41	8/1/2012	8/20/2012	M	41		
LOS	OCD	KWR	6/21/2012	41	8/7/2012	8/20/2012	M	41		
LOS	OCD	KWR	6/21/2012	41	8/1/2012	8/20/2012	M	41		
LOS	OCD	KWR	6/21/2012	41	8/1/2012	8/20/2012	M	41		

Base City Code	Hearing Loc Code	ID Code	Alien Number	Alien Full Name	Rec'd at EOR Date	Days Pending	Latest Hearing Date	Projected 60th Day	Latest Hearing Calendar Type	Days Pending(2) as of today's date
LOS	OOD	KWR			6/21/2012	41	8/3/2012	8/20/2012	M	41
LOS	OOD	KWR			6/22/2012	40	8/9/2012	8/21/2012	I	40
LOS	OOD	KWR			6/22/2012	40	8/3/2012	8/21/2012	M	40
LOS	OOD	KWR			6/22/2012	40	8/3/2012	8/21/2012	I	40
LOS	OOD	KWR			6/22/2012	40	8/13/2012	8/21/2012	I	40
LVG	LVG	JLR			6/4/2012	58	8/1/2012	8/3/2012	M	58
LVG	LVG	JLR			6/6/2012	56	8/4/2012	8/5/2012	I	56
LVG	LVG	JLR			6/8/2012	54	8/15/2012	8/7/2012	M	54
LVG	LVG	JLR			6/8/2012	54	10/15/2012	8/7/2012	I	54
LVG	LVG	JLR			6/8/2012	54	8/25/2012	8/7/2012	M	54
LVG	LVG	JLR			6/13/2012	49	8/15/2012	8/12/2012	M	49
LVG	LVG	JLR			6/13/2012	49	8/1/2012	8/12/2012	M	49
LVG	LVG	JLR			6/14/2012	48	8/1/2012	8/13/2012	M	48
LVG	LVG	JLR			6/15/2012	47	8/1/2012	8/14/2012	M	47
LVG	LVG	JLR			6/19/2012	43	8/15/2012	8/18/2012	M	43
LVG	LVG	JLR			6/20/2012	42	8/15/2012	8/19/2012	M	42
LVG	LVG	JLR			6/20/2012	42	8/1/2012	8/19/2012	M	42
LVG	LVG	JLR			6/20/2012	42	8/15/2012	8/19/2012	M	42
LVG	LVG	JLR			6/21/2012	41	10/16/2012	8/20/2012	I	41
LVG	LVG	JLR			6/21/2012	41	9/5/2012	8/20/2012	M	40
LVG	LVG	JLR			6/22/2012	40	8/29/2012	8/21/2012	M	40
LVG	LVG	JLR			6/22/2012	40	8/29/2012	8/21/2012	M	40
LVG	LVG	RLM			6/4/2012	58	8/6/2012	8/3/2012	M	58
LVG	LVG	RLM			6/4/2012	58	8/20/2012	8/3/2012	M	58
LVG	LVG	RLM			6/8/2012	54	8/13/2012	8/7/2012	M	54
NEW	NEW	LAF			6/4/2012	58	8/1/2012	8/3/2012	M	58
NEW	NEW	LAF			6/4/2012	58	8/9/2012	8/3/2012	I	58
NEW	NEW	LAF			6/12/2012	50	8/8/2012	8/11/2012	M	50
NEW	NEW	LAF			6/12/2012	50	8/1/2012	8/11/2012	M	50
NEW	NEW	LAF			6/12/2012	50	8/6/2012	8/11/2012	M	50
NEW	NEW	LAF			6/12/2012	50	8/18/2012	8/11/2012	M	50
NEW	NEW	LAF			6/13/2012	49	8/10/2012	8/12/2012	M	49
NEW	NEW	LAF			6/15/2012	47	8/6/2012	8/14/2012	M	47
NEW	NEW	LAF			6/15/2012	47	8/7/2012	8/14/2012	M	47
NEW	NEW	LAF			6/15/2012	47	9/4/2012	8/14/2012	I	47
NEW	NEW	LAF			6/15/2012	47	9/20/2012	8/14/2012	I	47
NEW	NEW	LAF			6/15/2012	47	8/1/2012	8/14/2012	M	47
NEW	NEW	LAF			6/20/2012	42	9/4/2012	8/19/2012	I	42
NEW	NEW	MRR			6/6/2012	56	8/29/2012	8/5/2012	I	56
NEW	NEW	MRR			6/12/2012	50	8/3/2012	8/11/2012	M	50
NEW	NEW	MRR			6/12/2012	50	8/9/2012	8/11/2012	M	50
NEW	NEW	MRR			6/12/2012	50	8/28/2012	8/11/2012	M	50
NEW	NEW	MRR			6/13/2012	49	8/7/2012	8/12/2012	M	49
NEW	NEW	MRR			6/15/2012	47	8/15/2012	8/14/2012	M	47
NEW	NEW	MRR			6/15/2012	47	8/28/2012	8/14/2012	M	47
NEW	NEW	MRR			6/15/2012	47	8/14/2012	8/14/2012	M	47
NEW	NEW	MRR			6/15/2012	47	9/5/2012	8/14/2012	M	47
NEW	NEW	MRR			6/15/2012	47	8/21/2012	8/14/2012	M	47
NEW	NEW	MRR			6/20/2012	42	8/9/2012	8/19/2012	M	42
NEW	NEW	MRR			6/20/2012	42	8/23/2012	8/19/2012	M	42
NEW	NEW	MRR			6/20/2012	42	8/18/2012	8/19/2012	M	42
NEW	NEW	MRR			6/20/2012	42	8/20/2012	8/19/2012	M	42
NEW	NEW	MRR			6/20/2012	42	8/31/2012	8/19/2012	M	42
NEW	NEW	MRR			6/20/2012	42	8/7/2012	8/19/2012	M	42
NEW	NEW	MRR			6/20/2012	42	8/30/2012	8/19/2012	I	42
NEW	NEW	MRR			6/20/2012	42	8/14/2012	8/19/2012	M	42
NEW	NEW	MRR			6/21/2012	41	8/2/2012	8/20/2012	M	41
NEW	NEW	MRR			6/21/2012	41	8/8/2012	8/20/2012	I	41
NEW	NEW	MRR			6/21/2012	41	8/1/2012	8/20/2012	M	41
NEW	NEW	MRR			6/22/2012	40	8/7/2012	8/21/2012	M	40
NEW	NEW	MRR			6/22/2012	40	8/15/2012	8/21/2012	M	40
NEW	NEW	MRR			6/22/2012	40	8/7/2012	8/21/2012	M	40
NEW	NEW	MRR			6/22/2012	40	8/3/2012	8/21/2012	M	40
NEW	NEW	MRR			6/22/2012	40	8/7/2012	8/21/2012	M	40
NYD	NYD	ALP			6/7/2012	55	9/24/2012	8/6/2012	M	54
NYD	NYD	ALP			6/6/2012	56	8/29/2012	8/5/2012	M	55
NYD	NYD	ALP			6/6/2012	56	8/30/2012	8/5/2012	M	56
NYD	NYD	ALP			6/6/2012	56	8/22/2012	8/5/2012	M	56
NYD	NYD	ALP			6/7/2012	55	8/8/2012	8/6/2012	M	54
NYD	NYD	ALP			6/8/2012	54	8/22/2012	8/7/2012	M	54
NYD	NYD	ALP			6/19/2012	44	9/19/2012	8/17/2012	M	44
NYD	NYD	ALP			6/22/2012	40	8/22/2012	8/21/2012	M	40
NYD	NYD	ALP			6/22/2012	40	8/29/2012	8/21/2012	M	40
NYD	NYD	ALP			6/22/2012	40	8/2/2012	8/21/2012	M	40
NYD	NYD	NAF			6/12/2012	50	8/22/2012	8/11/2012	M	49
NYD	NYD	NAF			6/13/2012	49	9/11/2012	8/12/2012	M	49

Base City Code	Hearing Loc Code	IJ Code	Alien Number	Alien Full Name	Rec'd at EOIR Date	Days Pending	Latest Hearing Date	Projected 60th Day	Latest Hearing Calendar Type	Days Pending(2) as of today's date
NYD	NYD	NAF			6/19/2012	43	8/28/2012	8/18/2012	M	43
NYD	NYD	NAF			6/21/2012	41	8/21/2012	8/20/2012	M	40
NYD	NYD	SRA			6/6/2012	56	8/16/2012	8/5/2012	M	56
NYD	NYD	SRA			6/6/2012	56	8/23/2012	8/5/2012	M	55
NYD	NYD	SRA			6/8/2012	54	8/9/2012	8/7/2012	M	54
NYD	NYD	SRA			6/11/2012	51	8/6/2012	8/10/2012	M	51
NYD	NYD	SRA			6/11/2012	51	8/6/2012	8/10/2012	M	51
NYD	NYD	SRA			6/15/2012	47	9/10/2012	8/14/2012	I	47
NYD	NYD	SRA			6/21/2012	41	8/13/2012	8/20/2012	M	40
NYD	NYD	SRA			6/21/2012	41	8/30/2012	8/20/2012	M	41
OAK	ADC	ALR			6/7/2012	55	8/7/2012	8/6/2012	M	55
OAK	ADC	ALR			6/14/2012	48	8/8/2012	8/13/2012	M	47
OAK	ADC	ALR			6/14/2012	48	8/8/2012	8/13/2012	M	48
OAK	ADC	ALR			6/15/2012	47	8/14/2012	8/14/2012	M	47
OAK	ADC	ALR			6/18/2012	44	8/14/2012	8/17/2012	M	44
OAK	ADC	ALR			6/19/2012	43	8/14/2012	8/18/2012	M	43
OAK	ADC	ALR			6/21/2012	41	8/7/2012	8/20/2012	M	41
OAK	ADC	ALR			6/21/2012	41	8/8/2012	8/20/2012	M	41
OAK	ADC	JAD			6/4/2012	58	8/6/2012	8/3/2012	M	58
OAK	ADC	JAD			6/5/2012	57	8/17/2012	8/4/2012	I	57
OAK	ADC	JAD			6/5/2012	57	8/6/2012	8/4/2012	M	57
OAK	ADC	JAD			6/6/2012	56	8/17/2012	8/5/2012	I	56
OAK	ADC	JAD			6/11/2012	51	8/9/2012	8/10/2012	M	51
OAK	ADC	JAD			6/12/2012	50	8/8/2012	8/11/2012	M	50
OAK	ADC	JAD			6/13/2012	49	8/9/2012	8/12/2012	M	49
OAK	ADC	JAD			6/21/2012	41	8/13/2012	8/20/2012	I	40
OAK	ADC	JAD			6/22/2012	40	8/9/2012	8/21/2012	M	40
OAK	ADC	JBS			6/12/2012	50	8/24/2012	8/11/2012	I	50
OAK	JNA	ALR			6/4/2012	58	8/9/2012	8/3/2012	M	58
OAK	JNA	ALR			6/12/2012	50	8/16/2012	8/11/2012	M	49
OAK	JNA	ALR			6/14/2012	48	8/16/2012	8/13/2012	M	48
OAK	JNA	ALR			6/14/2012	48	8/16/2012	8/13/2012	M	48
OAK	JNA	ALR			6/15/2012	47	8/2/2012	8/14/2012	M	47
OAK	JNA	ALR			6/15/2012	47	8/23/2012	8/14/2012	M	47
OAK	JNA	ALR			6/19/2012	43	8/9/2012	8/18/2012	M	43
OAK	JNA	ALR			6/20/2012	42	8/2/2012	8/19/2012	M	42
OAK	JNA	ALR			6/21/2012	41	8/17/2012	8/20/2012	I	40
OAK	JNA	JAD			6/4/2012	58	8/7/2012	8/3/2012	M	58
OAK	JNA	JAD			6/4/2012	58	8/7/2012	8/3/2012	M	57
OAK	JNA	JAD			6/11/2012	51	8/21/2012	8/10/2012	M	51
OAK	JNA	JAD			6/14/2012	48	8/14/2012	8/13/2012	M	48
OAK	JNA	JAD			6/14/2012	48	8/7/2012	8/13/2012	M	48
OAK	JNA	JAD			6/15/2012	47	8/7/2012	8/14/2012	M	47
OAK	JNA	JBS			6/7/2012	55	8/8/2012	8/6/2012	M	55
OAK	JNA	JBS			6/7/2012	55	8/1/2012	8/6/2012	M	55
OMA	OMD	DM			6/4/2012	58	8/1/2012	8/3/2012	I	58
OMA	OMD	DM			6/5/2012	57	8/7/2012	8/4/2012	I	56
OMA	OMD	DM			6/5/2012	57	8/6/2012	8/4/2012	M	57
OMA	OMD	DM			6/7/2012	55	8/28/2012	8/6/2012	I	55
OMA	OMD	DM			6/7/2012	55	8/6/2012	8/6/2012	M	55
OMA	OMD	DM			6/8/2012	54	8/14/2012	8/7/2012	M	54
OMA	OMD	DM			6/8/2012	54	9/4/2012	8/7/2012	I	53
OMA	OMD	DM			6/11/2012	51	8/6/2012	8/10/2012	M	51
OMA	OMD	DM			6/11/2012	51	8/6/2012	8/10/2012	M	51
OMA	OMD	DM			6/14/2012	48	8/6/2012	8/13/2012	M	48
OMA	OMD	DM			6/14/2012	48	8/7/2012	8/13/2012	M	48
OMA	OMD	DM			6/15/2012	47	8/14/2012	8/14/2012	M	47
OMA	OMD	DM			6/18/2012	44	8/20/2012	8/17/2012	M	44
OMA	OMD	DM			6/18/2012	44	8/7/2012	8/17/2012	M	44
OMA	OMD	DM			6/18/2012	44	8/27/2012	8/17/2012	M	44
OMA	OMD	DM			6/22/2012	40	8/20/2012	8/21/2012	M	40
OMA	OMD	JLA			6/6/2012	56	8/8/2012	8/5/2012	M	55
OMA	OMD	JLA			6/13/2012	49	8/2/2012	8/12/2012	M	49
OMA	OMD	JLA			6/18/2012	44	8/2/2012	8/17/2012	M	44
OMA	OMD	JLA			6/18/2012	44	8/2/2012	8/17/2012	M	44
OMA	OMD	JLA			6/20/2012	42	8/1/2012	8/19/2012	M	41
OMA	OMD	JLA			6/21/2012	41	8/1/2012	8/20/2012	M	41
OMA	OMD	JLA			6/21/2012	41	8/2/2012	8/20/2012	M	41
OMA	OMD	RCH			6/13/2012	49	8/17/2012	8/12/2012	I	49
ORL	BCJ	JG			6/7/2012	55	8/14/2012	8/6/2012	I	55
ORL	BCJ	JG			6/13/2012	49	8/2/2012	8/12/2012	M	49
ORL	BCJ	JG			6/14/2012	48	8/9/2012	8/13/2012	M	48
ORL	BCJ	JG			6/14/2012	48	8/6/2012	8/13/2012	M	48
ORL	BCJ	JG			6/15/2012	47	8/2/2012	8/14/2012	M	46
PHO	PHJ	LSF			6/11/2012	51	8/27/2012	8/10/2012	M	51

Base City Code	Hearing Loc Code	ID Code	Alien Number	Alien Full Name	Rec'd at BOP Date	Days Pending	Latest Hearing Date	Projected 60th Day	Latest Hearing Calendar Type	Days Pending(2) as of today's date
PHO	PHJ	LSF			6/13/2012	49	9/10/2012	8/12/2012	M	49
PIS	PIS	DJC			6/7/2012	55	7/20/2012	8/6/2012	I	54
PIS	PIS	HEA			6/7/2012	55	8/2/2012	8/6/2012	M	55
PIS	PIS	HEA			6/15/2012	47	9/12/2012	8/14/2012	I	47
PIS	PIS	HEA			6/15/2012	47	8/30/2012	8/14/2012	I	47
PIS	PIS	HEA			6/15/2012	47	8/8/2012	8/14/2012	M	47
PIS	PIS	HEA			6/15/2012	47	8/2/2012	8/14/2012	I	47
PIS	PIS	HEA			6/15/2012	47	8/23/2012	8/14/2012	I	47
PIS	PIS	HEA			6/18/2012	44	8/9/2012	8/17/2012	M	44
PIS	PIS	HEA			6/19/2012	43	8/2/2012	8/18/2012	M	43
PIS	PIS	HEA			6/20/2012	42	8/2/2012	8/19/2012	M	42
PIS	PIS	HEA			6/22/2012	40	8/9/2012	8/21/2012	M	40
PIS	PIS	HEA			6/22/2012	40	8/9/2012	8/21/2012	M	40
PIS	PIS	HEA			6/22/2012	40	8/9/2012	8/21/2012	M	40
PIS	PIS	HEA			6/22/2012	40	8/9/2012	8/21/2012	M	40
PIS	PIS	HEA			6/22/2012	40	8/9/2012	8/21/2012	M	40
PIS	PIS	KHU			6/5/2012	57	8/28/2012	8/4/2012	I	57
PIS	PIS	KHU			6/5/2012	57	8/9/2012	8/4/2012	I	57
PIS	PIS	KHU			6/7/2012	55	8/14/2012	8/6/2012	M	55
PIS	PIS	KHU			6/8/2012	54	8/6/2012	8/7/2012	I	54
PIS	PIS	KHU			6/14/2012	48	8/9/2012	8/13/2012	I	48
PIS	PIS	KHU			6/15/2012	47	8/30/2012	8/14/2012	I	47
PIS	PIS	KHU			6/20/2012	42	8/29/2012	8/19/2012	I	42
PIS	PIS	KHU			6/21/2012	41	8/1/2012	8/20/2012	M	41
PIS	PIS	KHU			6/21/2012	41	8/14/2012	8/20/2012	M	41
PIS	PIS	KHU			6/21/2012	41	8/8/2012	8/20/2012	I	41
PIS	PIS	RPL			6/4/2012	58	8/9/2012	8/3/2012	M	58
PIS	PIS	RPL			6/6/2012	56	8/6/2012	8/5/2012	M	56
PIS	PIS	RPL			6/6/2012	56	8/6/2012	8/5/2012	M	56
PIS	PIS	RPL			6/6/2012	56	8/20/2012	8/5/2012	M	56
PIS	PIS	RPL			6/12/2012	50	8/7/2012	8/11/2012	I	50
PIS	PIS	RPL			6/14/2012	48	8/20/2012	8/13/2012	M	48
PIS	PIS	RPL			6/18/2012	44	8/9/2012	8/17/2012	M	44
PIS	PIS	WCP			6/19/2012	43	8/17/2012	8/18/2012	M	43
SAJ	SAJ	ILD			6/21/2012	41	8/29/2012	8/20/2012	I	41
SDC	LGD	BSC			6/4/2012	58	8/16/2012	8/3/2012	M	58
SDC	LGD	BSC			6/5/2012	57	9/11/2012	8/4/2012	I	57
SDC	LGD	BSC			6/7/2012	55	8/7/2012	8/6/2012	M	55
SDC	LGD	BSC			6/7/2012	55	8/2/2012	8/6/2012	M	55
SDC	LGD	BSC			6/7/2012	55	10/23/2012	8/6/2012	I	55
SDC	LGD	BSC			6/8/2012	54	8/16/2012	8/7/2012	M	54
SDC	LGD	BSC			6/8/2012	54	8/7/2012	8/7/2012	M	54
SDC	LGD	BSC			6/8/2012	54	8/6/2012	8/7/2012	M	54
SDC	LGD	BSC			6/8/2012	54	8/6/2012	8/7/2012	M	54
SDC	LGD	BSC			6/8/2012	54	8/6/2012	8/7/2012	M	54
SDC	LGD	BSC			6/8/2012	54	8/6/2012	8/7/2012	M	54
SDC	LGD	BSC			6/8/2012	54	8/6/2012	8/7/2012	M	54
SDC	LGD	BSC			6/8/2012	54	8/6/2012	8/7/2012	M	54
SDC	LGD	BSC			6/12/2012	50	9/18/2012	8/11/2012	I	49
SDC	LGD	BSC			6/12/2012	50	8/16/2012	8/11/2012	M	50
SDC	LGD	BSC			6/14/2012	48	9/19/2012	8/13/2012	I	48
SDC	LGD	BSC			6/14/2012	48	8/15/2012	8/13/2012	M	48
SDC	LGD	BSC			6/14/2012	48	8/2/2012	8/13/2012	M	48
SDC	LGD	BSC			6/18/2012	44	10/24/2012	8/17/2012	I	44
SDC	LGD	BSC			6/18/2012	44	8/2/2012	8/17/2012	M	44
SDC	LGD	BSC			6/18/2012	44	8/2/2012	8/17/2012	M	44
SDC	LGD	BSC			6/20/2012	42	8/15/2012	8/19/2012	M	42
SDC	LGD	BSC			6/22/2012	40	8/1/2012	8/21/2012	M	40
SDC	LGD	DTB			6/4/2012	58	11/8/2012	8/3/2012	I	58
SDC	LGD	DTB			6/4/2012	58	8/2/2012	8/3/2012	M	58
SDC	LGD	DTB			6/4/2012	58	8/7/2012	8/3/2012	M	58
SDC	LGD	DTB			6/5/2012	57	8/15/2012	8/4/2012	M	57
SDC	LGD	DTB			6/7/2012	55	8/8/2012	8/6/2012	M	55
SDC	LGD	DTB			6/7/2012	55	8/1/2012	8/6/2012	M	55
SDC	LGD	DTB			6/7/2012	55	10/17/2012	8/6/2012	M	55
SDC	LGD	DTB			6/8/2012	54	8/15/2012	8/7/2012	M	54
SDC	LGD	DTB			6/8/2012	54	8/1/2012	8/7/2012	M	54
SDC	LGD	DTB			6/12/2012	50	8/7/2012	8/11/2012	M	50
SDC	LGD	DTB			6/12/2012	50	8/8/2012	8/11/2012	M	50
SDC	LGD	DTB			6/14/2012	48	8/15/2012	8/13/2012	M	48
SDC	LGD	DTB			6/14/2012	48	8/2/2012	8/13/2012	M	48
SDC	LGD	DTB			6/14/2012	48	7/30/2012	8/13/2012	M	48
SDC	LGD	DTB			6/14/2012	48	8/14/2012	8/13/2012	M	48
SDC	LGD	DTB			6/14/2012	48	8/6/2012	8/13/2012	M	48
SDC	LGD	DTB			6/18/2012	44	8/6/2012	8/17/2012	I	44

Base City Code	Hearing Loc Code	JD Code	Allen Number	Allen Full Name	Rec'd at BCR Date	Days Pending	Latest Hearing Date	Projected 60th Day	Latest Hearing Calendar Type	Days Pending(2) as of today's date
SDC	LGD	DTB			6/18/2012	44	8/15/2012	8/17/2012	M	44
SDC	LGD	DTB			6/19/2012	43	8/6/2012	8/18/2012	M	43
SDC	LGD	DTB			6/19/2012	43	8/7/2012	8/18/2012	M	43
SDC	LGD	DTB			6/19/2012	43	8/2/2012	8/18/2012	M	43
SDC	LGD	DTB			6/19/2012	43	8/6/2012	8/18/2012	M	43
SDC	LGD	DTB			6/20/2012	42	8/14/2012	8/19/2012	M	42
SDC	LGD	DTB			6/20/2012	42	8/1/2012	8/19/2012	M	42
SDC	LGD	DTB			6/20/2012	42	8/2/2012	8/19/2012	M	42
SDC	LGD	DTB			6/21/2012	41	10/18/2012	8/20/2012	M	41
SDC	LGD	DTB			6/21/2012	41	8/8/2012	8/20/2012	M	41
SDC	LGD	DTB			6/22/2012	40	8/6/2012	8/21/2012	M	40
SDC	LGD	DTB			6/22/2012	40	10/4/2012	8/21/2012	M	40
SDC	LGD	SHA			6/5/2012	57	8/8/2012	8/4/2012	M	57
SDC	LGD	SHA			6/5/2012	57	8/6/2012	8/4/2012	M	57
SDC	LGD	SHA			6/5/2012	57	8/2/2012	8/4/2012	M	57
SDC	LGD	SHA			6/7/2012	55	7/31/2012	8/6/2012	M	55
SDC	LGD	SHA			6/11/2012	51	9/12/2012	8/10/2012	I	51
SDC	LGD	SHA			6/11/2012	51	8/1/2012	8/10/2012	M	51
SDC	LGD	SHA			6/12/2012	50	10/1/2012	8/11/2012	M	50
SDC	LGD	SHA			6/12/2012	50	9/21/2012	8/11/2012	I	50
SDC	LGD	SHA			6/12/2012	50	9/25/2012	8/11/2012	I	50
SDC	LGD	SHA			6/13/2012	49	9/21/2012	8/12/2012	I	49
SDC	LGD	SHA			6/13/2012	49	8/14/2012	8/12/2012	M	49
SDC	LGD	SHA			6/13/2012	49	8/8/2012	8/12/2012	M	49
SDC	LGD	SHA			6/14/2012	48	8/8/2012	8/13/2012	M	48
SDC	LGD	SHA			6/14/2012	48	8/7/2012	8/13/2012	M	48
SDC	LGD	SHA			6/14/2012	48	8/16/2012	8/13/2012	M	48
SDC	LGD	SHA			6/14/2012	48	8/6/2012	8/13/2012	M	48
SDC	LGD	SHA			6/14/2012	48	8/1/2012	8/13/2012	M	48
SDC	LGD	SHA			6/14/2012	48	8/9/2012	8/13/2012	M	48
SDC	LGD	SHA			6/14/2012	48	8/13/2012	8/13/2012	M	48
SDC	LGD	SHA			6/14/2012	48	9/26/2012	8/13/2012	I	48
SDC	LGD	SHA			6/14/2012	48	8/22/2012	8/13/2012	M	48
SDC	LGD	SHA			6/14/2012	48	9/12/2012	8/13/2012	I	48
SDC	LGD	SHA			6/18/2012	44	8/2/2012	8/17/2012	M	44
SDC	LGD	SHA			6/18/2012	44	8/7/2012	8/17/2012	M	44
SDC	LGD	SHA			6/19/2012	43	8/2/2012	8/18/2012	M	43
SDC	LGD	SHA			6/20/2012	42	8/9/2012	8/19/2012	M	42
SDC	LGD	SHA			6/20/2012	42	8/2/2012	8/19/2012	M	42
SDC	LGD	SHA			6/22/2012	40	8/13/2012	8/21/2012	M	40
SDC	LGD	SHA			6/22/2012	40	8/13/2012	8/21/2012	M	40
SEA	SEA	WAC			6/18/2012	44	4/4/2012	8/17/2012	M	43
SFR	SFD	AED			6/5/2012	57		8/4/2012		57
SFR	SFD	AED			6/12/2012	50	6/18/2012	8/11/2012	M	49
SFR	SFD	AED			6/13/2012	49		8/12/2012		49
SFR	SFD	AED			6/14/2012	48		8/13/2012		47
SFR	SFD	AED			6/19/2012	43	6/27/2012	8/18/2012	M	43
SFR	SFD	ASM			6/5/2012	57	8/3/2012	8/4/2012	I	57
SFR	SFD	ASM			6/5/2012	57	8/9/2012	8/4/2012	M	57
SFR	SFD	ASM			6/7/2012	55	8/23/2012	8/5/2012	I	55
SFR	SFD	ASM			6/7/2012	55	9/19/2012	8/6/2012	I	55
SFR	SFD	ASM			6/7/2012	55	8/7/2012	8/6/2012	M	55
SFR	SFD	ASM			6/7/2012	55	8/30/2012	8/6/2012	I	55
SFR	SFD	ASM			6/11/2012	51	9/5/2012	8/10/2012	I	51
SFR	SFD	ASM			6/11/2012	51	8/7/2012	8/10/2012	M	50
SFR	SFD	ASM			6/12/2012	50	9/18/2012	8/11/2012	I	50
SFR	SFD	ASM			6/12/2012	50	8/9/2012	8/11/2012	M	50
SFR	SFD	ASM			6/12/2012	50	8/14/2012	8/11/2012	M	49
SFR	SFD	ASM			6/14/2012	48	8/2/2012	8/13/2012	M	48
SFR	SFD	ASM			6/14/2012	48	8/30/2012	8/13/2012	M	48
SFR	SFD	ASM			6/15/2012	47	8/2/2012	8/14/2012	M	47
SFR	SFD	ASM			6/19/2012	43	9/13/2012	8/14/2012	I	47
SFR	SFD	ASM			6/18/2012	44	9/4/2012	8/17/2012	I	44
SFR	SFD	ASM			6/19/2012	43	9/5/2012	8/18/2012	I	43
SFR	SFD	ASM			6/19/2012	43	8/14/2012	8/18/2012	M	43
SFR	SFD	ASM			6/21/2012	41	8/9/2012	8/20/2012	M	41
SFR	SFD	ASM			6/21/2012	41	10/3/2012	8/20/2012	I	41
SFR	SFD	ASM			6/21/2012	41	9/27/2012	8/20/2012	M	41
SFR	SFD	DLM			6/13/2012	49	6/20/2012	8/12/2012	M	49
SFR	SFD	MJY			6/2/2012	60	8/27/2012	8/1/2012	M	60
SFR	SFD	MJY			6/4/2012	58	9/12/2012	8/3/2012	I	58
SFR	SFD	MJY			6/4/2012	58	8/20/2012	8/3/2012	M	58
SFR	SFD	MJY			6/6/2012	56	9/17/2012	8/5/2012	I	56
SFR	SFD	MJY			6/6/2012	56	9/20/2012	8/5/2012	I	56
SFR	SFD	MJY			6/6/2012	56	10/2/2012	8/5/2012	I	55
SFR	SFD	MJY			6/6/2012	56	8/13/2012	8/5/2012	M	56

(b) (6)

Base City Code	Hearing Loc Code	IJ Code	Alton Number	Alton Full Name	Rec'd of EOUR Date	Days Pending	Latest Hearing Date	Projected Court Day	Latest Hearing Calendar Type	Days Pending(2) as of today's date
SFR	SFD	MJY	(b)	(6)	6/7/2012	55	8/15/2012	8/6/2012	M	55
SFR	SFD	MJY	(b)	(6)	6/12/2012	50	8/20/2012	8/11/2012	M	50
SFR	SFD	MJY	(b)	(6)	6/12/2012	50	8/15/2012	8/11/2012	M	50
SFR	SFD	MJY	(b)	(6)	6/13/2012	49	10/3/2012	8/12/2012	I	49
SFR	SFD	MJY	(b)	(6)	6/15/2012	47	8/20/2012	8/14/2012	M	47
SFR	SFD	MJY	(b)	(6)	6/15/2012	47	8/15/2012	8/14/2012	M	47
SFR	SFD	MJY	(b)	(6)	6/19/2012	43	8/15/2012	8/18/2012	M	43
SFR	SFD	MJY	(b)	(6)	6/19/2012	43	8/17/2012	8/18/2012	I	43
SFR	SFD	MJY	(b)	(6)	6/19/2012	43	8/15/2012	8/18/2012	M	43
SFR	SFD	MJY	(b)	(6)	6/19/2012	43	8/20/2012	8/18/2012	M	43
SFR	SFD	MJY	(b)	(6)	6/20/2012	42	8/13/2012	8/19/2012	M	42
SFR	SFD	MJY	(b)	(6)	6/20/2012	42	10/23/2012	8/19/2012	I	42
SFR	SFD	MJY	(b)	(6)	6/21/2012	41	8/15/2012	8/20/2012	M	41
SFR	SFD	PRM	(b)	(6)	6/21/2012	41	7/16/2012	8/20/2012	M	40
SLC	SLC	DBP	(b)	(6)	6/8/2012	54	9/18/2012	8/7/2012	I	54
SLC	SLC	DBP	(b)	(6)	6/11/2012	51	7/31/2012	8/10/2012	M	51
SLC	SLC	DBP	(b)	(6)	6/14/2012	48	8/27/2012	8/13/2012	I	48
SLC	SLC	DBP	(b)	(6)	6/15/2012	47	8/14/2012	8/14/2012	M	47
SLC	SLC	WLN	(b)	(6)	6/4/2012	58	8/7/2012	8/3/2012	M	58
SLC	SLC	WLN	(b)	(6)	6/15/2012	47	8/27/2012	8/14/2012	I	47
SLC	SLC	WLN	(b)	(6)	6/15/2012	47	7/16/2012	8/14/2012	M	47
SLC	SLC	WLN	(b)	(6)	6/21/2012	41	8/20/2012	8/20/2012	M	41
SNA	HUT	ADM	(b)	(6)	6/5/2012	57	8/1/2012	8/4/2012	M	57
SNA	HUT	ADM	(b)	(6)	6/21/2012	41	7/18/2012	8/20/2012	M	41
SNA	HUT	ADM	(b)	(6)	6/21/2012	41	7/18/2012	8/20/2012	M	41
SNA	HUT	ADM	(b)	(6)	6/21/2012	41	8/16/2012	8/20/2012	I	41
SNA	KRN	GDB	(b)	(6)	6/7/2012	55	6/12/2012	8/6/2012	M	55
SNA	KRN	GDB	(b)	(6)	6/13/2012	49	6/19/2012	8/12/2012	M	49
SNA	LAR	ADM	(b)	(6)	6/5/2012	57	9/18/2012	8/4/2012	I	57
SNA	LAR	ADM	(b)	(6)	6/18/2012	44	8/20/2012	8/17/2012	I	44
SNA	LAR	GDB	(b)	(6)	6/11/2012	51	8/24/2012	8/18/2012	I	50
SNA	LAR	GDB	(b)	(6)	6/18/2012	44	8/3/2012	8/17/2012	M	44
SNA	LAR	GDB	(b)	(6)	6/18/2012	44	8/10/2012	8/17/2012	M	44
SNA	LAR	GDB	(b)	(6)	6/18/2012	44	8/3/2012	8/17/2012	M	44
SNA	LAR	GDB	(b)	(6)	6/18/2012	44	8/3/2012	8/17/2012	M	44
SNA	LAR	GDB	(b)	(6)	6/18/2012	44	8/3/2012	8/17/2012	M	44
SNA	LAR	GDB	(b)	(6)	6/18/2012	44	8/3/2012	8/17/2012	M	44
SNA	LAR	GDB	(b)	(6)	6/20/2012	42	8/3/2012	8/19/2012	M	42
SNA	LAR	GDB	(b)	(6)	6/20/2012	42	8/10/2012	8/19/2012	M	42
SNA	LAR	GDB	(b)	(6)	6/20/2012	42	8/3/2012	8/19/2012	M	42
SNA	LAR	GDB	(b)	(6)	6/22/2012	40	8/10/2012	8/21/2012	M	40
SNA	LAR	GDB	(b)	(6)	6/22/2012	40	8/3/2012	8/21/2012	M	40
SNA	LAR	GDB	(b)	(6)	6/22/2012	40	8/10/2012	8/21/2012	M	40
SNA	LAR	GDB	(b)	(6)	6/22/2012	40	8/10/2012	8/21/2012	M	40
SNA	PSD	BAZ	(b)	(6)	6/12/2012	50	8/2/2012	8/11/2012	M	50
SNA	PSD	BAZ	(b)	(6)	6/14/2012	48	8/2/2012	8/13/2012	M	48
SNA	PSD	DJS	(b)	(6)	6/5/2012	57	8/8/2012	8/4/2012	I	57
SNA	PSD	DJS	(b)	(6)	6/5/2012	57	8/2/2012	8/4/2012	I	57
SNA	PSD	DJS	(b)	(6)	6/5/2012	57	9/4/2012	8/4/2012	I	56
SNA	PSD	DJS	(b)	(6)	6/5/2012	57	9/25/2012	8/4/2012	I	57
SNA	PSD	DJS	(b)	(6)	6/6/2012	56	9/7/2012	8/5/2012	I	56
SNA	PSD	DJS	(b)	(6)	6/12/2012	50	8/15/2012	8/11/2012	I	50
SNA	PSD	DJS	(b)	(6)	6/12/2012	50	9/19/2012	8/11/2012	I	50
SNA	PSD	DJS	(b)	(6)	6/12/2012	50	8/6/2012	8/11/2012	M	50
SNA	PSD	DJS	(b)	(6)	6/12/2012	50	8/1/2012	8/11/2012	M	50
SNA	PSD	DJS	(b)	(6)	6/12/2012	50	8/6/2012	8/11/2012	M	50
SNA	PSD	DJS	(b)	(6)	6/12/2012	50	9/18/2012	8/11/2012	I	50
SNA	PSD	DJS	(b)	(6)	6/13/2012	49	8/29/2012	8/12/2012	I	49
SNA	PSD	DJS	(b)	(6)	6/13/2012	49	9/12/2012	8/12/2012	I	49
SNA	PSD	DJS	(b)	(6)	6/18/2012	44	8/30/2012	8/17/2012	I	44
SNA	PSD	DJS	(b)	(6)	6/18/2012	44	8/7/2012	8/17/2012	M	44
SNA	PSD	DJS	(b)	(6)	6/18/2012	44	8/6/2012	8/17/2012	M	44
SNA	PSD	DJS	(b)	(6)	6/18/2012	44	9/20/2012	8/17/2012	I	44
SNA	PSD	DJS	(b)	(6)	6/21/2012	41	8/14/2012	8/20/2012	I	41
SNA	PSD	DJS	(b)	(6)	6/21/2012	41	9/5/2012	8/20/2012	I	41
SNA	PSD	GDB	(b)	(6)	6/19/2012	43	9/21/2012	8/18/2012	I	42
SNA	PSD	JDC	(b)	(6)	6/7/2012	55	8/7/2012	8/6/2012	I	55
SNA	PSD	JDC	(b)	(6)	6/8/2012	54	7/18/2012	8/7/2012	M	54
SNA	PSD	JDC	(b)	(6)	6/13/2012	49	9/6/2012	8/12/2012	I	49
SNA	PSD	JDC	(b)	(6)	6/13/2012	49	8/2/2012	8/12/2012	M	49
SNA	PSD	JDC	(b)	(6)	6/14/2012	48	8/30/2012	8/13/2012	I	47
SNA	PSD	JDC	(b)	(6)	6/15/2012	47	8/8/2012	8/14/2012	M	47
SNA	PSD	JDC	(b)	(6)	6/15/2012	47	8/7/2012	8/14/2012	M	47
SNA	PSD	JDC	(b)	(6)	6/22/2012	40	8/15/2012	8/21/2012	I	40
SNA	PSD	ITGC	(b)	(6)	6/8/2012	56	8/28/2012	8/5/2012	I	56



Base City Code	Hearing Loc Code	IG Code	Allen Number	Allen Full Name	Rec'd at BODR Date	Days Pending	Latest Hearing Date	Projected 60th Day	Latest Hearing Calendar Type	Days Pending(2) as of today's date
SNA	PSD	TGC	(b) (6)		6/7/2012	55	9/12/2012	8/6/2012	I	55
SNA	PSD	TGC			6/7/2012	55	8/23/2012	8/6/2012	I	55
SNA	PSD	TGC			6/18/2012	44	8/1/2012	8/17/2012	M	44
SNA	PSD	TGC			6/18/2012	44	8/30/2012	8/17/2012	J	44
SNA	PSD	TGC			6/18/2012	44	8/1/2012	8/17/2012	M	44
SNA	PSD	TGC			6/19/2012	43	8/1/2012	8/18/2012	M	43
SNA	PSD	TGC			6/21/2012	41	8/13/2012	8/20/2012	M	41
SNA	PSD	TGC			6/21/2012	41	9/13/2012	8/20/2012	I	41
SNA	SAD	ADM			6/7/2012	55	8/15/2012	8/6/2012	M	54
SNA	SAD	ADM			6/19/2012	43	8/15/2012	8/18/2012	M	42
SNA	SAD	GPM			6/4/2012	58	8/2/2012	8/3/2012	M	58
SNA	SAD	GPM			6/6/2012	56	8/2/2012	8/5/2012	M	56
SNA	SNA	ADM			6/13/2012	49	5/14/2013	8/12/2012	M	49
SNA	SNA	GDB			6/14/2012	48	2/11/2013	8/13/2012	M	47
SNA	SNA	GDB			6/14/2012	48	2/4/2013	8/13/2012	M	47
SNA	SNA	GDB			6/14/2012	48	2/11/2013	8/13/2012	M	47
SNA	SNA	GDB			6/20/2012	42	3/18/2013	8/19/2012	M	42
SND	CCA	JCL			6/6/2012	56	8/20/2012	8/5/2012	I	56
SND	CCA	JCL			6/6/2012	56	8/21/2012	8/5/2012	M	56
SND	CCA	JCL			6/6/2012	56	8/3/2012	8/5/2012	M	56
SND	CCA	JCL			6/6/2012	56	8/17/2012	8/5/2012	M	56
SND	CCA	JCL			6/7/2012	55	8/6/2012	8/6/2012	I	55
SND	CCA	JCL			6/8/2012	54	8/21/2012	8/7/2012	M	54
SND	CCA	JCL			6/8/2012	54	8/13/2012	8/7/2012	M	54
SND	CCA	JCL			6/11/2012	51	8/20/2012	8/10/2012	I	51
SND	CCA	JCL	6/14/2012	48	8/6/2012	8/13/2012	I	48		
SND	CCA	JCL	6/14/2012	48	8/21/2012	8/13/2012	I	47		
SND	CCA	JCL	6/14/2012	48	8/15/2012	8/13/2012	M	48		
SND	CCA	JCL	6/15/2012	47	8/21/2012	8/14/2012	M	47		
SND	CCA	JCL	6/15/2012	47	8/1/2012	8/14/2012	M	47		
SND	CCA	JCL	6/15/2012	47	8/9/2012	8/14/2012	M	47		
SND	CCA	JCL	6/15/2012	47	8/9/2012	8/14/2012	M	47		
SND	CCA	RMS	6/8/2012	56	8/27/2012	8/5/2012	M	56		
SND	CCA	RMS	6/6/2012	56	8/1/2012	8/5/2012	I	55		
SND	CCA	RMS	6/6/2012	56	8/6/2012	8/5/2012	I	56		
SND	CCA	RMS	6/6/2012	56	8/27/2012	8/5/2012	M	56		
SND	CCA	RMS	6/6/2012	56	8/13/2012	8/5/2012	M	56		
SND	CCA	RMS	6/6/2012	56	8/13/2012	8/5/2012	M	56		
SND	CCA	RMS	6/11/2012	51	8/13/2012	8/10/2012	M	51		
SND	CCA	RMS	6/11/2012	51	8/2/2012	8/10/2012	M	51		
SND	CCA	RMS	6/12/2012	50	8/27/2012	8/11/2012	M	50		
SND	CCA	RMS	6/12/2012	50	8/16/2012	8/11/2012	M	50		
SND	CCA	RMS	6/12/2012	50	8/2/2012	8/11/2012	M	50		
SND	CCA	RMS	6/13/2012	49	7/31/2012	8/12/2012	I	49		
SND	CCA	RMS	6/14/2012	48	8/2/2012	8/13/2012	M	48		
SND	CCA	RMS	6/20/2012	42	8/2/2012	8/19/2012	M	42		
SND	CCA	RMS	6/20/2012	42	8/3/2012	8/19/2012	M	42		
SND	CCA	RMS	6/20/2012	42	8/3/2012	8/19/2012	M	42		
SND	CCA	RMS	6/20/2012	42	8/13/2012	8/19/2012	M	42		
SND	CCA	RMS	6/20/2012	42	8/13/2012	8/19/2012	M	42		
SND	CCA	RMS	6/20/2012	42	9/10/2012	8/19/2012	M	42		
SND	CCA	RMS	6/20/2012	42	8/13/2012	8/19/2012	M	42		
SND	CCA	RMS	6/21/2012	41	8/14/2012	8/20/2012	I	40		
SND	CCA	RMS	6/21/2012	41	8/2/2012	8/20/2012	M	41		
SND	CCA	RMS	6/22/2012	40	8/2/2012	8/21/2012	M	40		
SND	CCA	RMS	6/22/2012	40	8/3/2012	8/21/2012	M	40		
SND	CCA	RMS	6/22/2012	40	8/3/2012	8/21/2012	M	40		
SND	CCA	RMS	6/22/2012	40	8/3/2012	8/21/2012	M	40		
SND	CCA	RMS	6/22/2012	40	8/3/2012	8/21/2012	M	40		
SND	CCA	RMS	6/22/2012	40	8/20/2012	8/21/2012	M	40		
SND	CCA	RMS	6/22/2012	40	8/20/2012	8/21/2012	M	40		
SND	CCA	RMS	6/22/2012	40	8/20/2012	8/21/2012	M	40		
SND	CCA	RMS	6/22/2012	40	8/20/2012	8/21/2012	M	40		
SND	CCA	RMS	6/22/2012	40	8/20/2012	8/21/2012	M	40		
SND	CCA	RMS	6/22/2012	40	8/20/2012	8/21/2012	M	40		
SND	CCA	RMS	6/22/2012	40	8/20/2012	8/21/2012	M	40		
SND	CCA	RMS	6/22/2012	40	8/20/2012	8/21/2012	M	40		
SND	CCA	RMS	6/22/2012	40	8/20/2012	8/21/2012	M	40		
TAC	AIR	HO	6/6/2012	56	8/9/2012	8/5/2012	M	56		
TAC	AIR	HO	6/8/2012	54	8/16/2012	8/7/2012	M	54		
TAC	AIR	HO	6/15/2012	47	8/2/2012	8/14/2012	M	47		
TAC	AIR	HO	6/15/2012	47	8/8/2012	8/14/2012	M	47		
TAC	AIR	HO	6/18/2012	44	7/10/2012	8/17/2012	M	44		
TAC	AIR	HO	6/18/2012	44	8/20/2012	8/17/2012	M	44		

Base City Code	Hearing Loc Code	ID Code	Alton Number	Alton P.O. Name	Rec'd at BGR Date	Days Pending	Latest Hearing Date	Projected BGR Day	Latest Hearing Calendar Type	Days Pending(2) as of today's date
TAC	AIR	HO	(b)	(6)	6/19/2012	43	8/15/2012	8/18/2012	M	43
TAC	AIR	HO	(b)	(6)	6/21/2012	41	8/7/2012	8/20/2012	M	41
TAC	AIR	HO	(b)	(6)	6/22/2012	40	8/8/2012	8/21/2012	M	40
TAC	AIR	TLF	(b)	(6)	6/4/2012	58	8/6/2012	8/3/2012	M	58
TAC	AIR	TLF	(b)	(6)	6/8/2012	54	8/9/2012	8/7/2012	M	54
TAC	AIR	TLF	(b)	(6)	6/8/2012	54	8/6/2012	8/7/2012	M	54
TAC	AIR	TLF	(b)	(6)	6/8/2012	54	8/6/2012	8/7/2012	M	54
TAC	AIR	TLF	(b)	(6)	6/11/2012	51	8/7/2012	8/10/2012	M	51
TAC	AIR	TLF	(b)	(6)	6/12/2012	50	8/21/2012	8/11/2012	M	50
TAC	AIR	TLF	(b)	(6)	6/13/2012	49	8/7/2012	8/12/2012	M	49
TAC	AIR	TLF	(b)	(6)	6/13/2012	49	8/7/2012	8/12/2012	M	49
TAC	AIR	TLF	(b)	(6)	6/13/2012	49	8/8/2012	8/12/2012	M	49
TAC	AIR	TLF	(b)	(6)	6/14/2012	48	11/28/2012	8/13/2012	I	48
TAC	AIR	TLF	(b)	(6)	6/14/2012	48	8/22/2012	8/13/2012	M	48
TAC	AIR	TLF	(b)	(6)	6/14/2012	48	8/28/2012	8/13/2012	M	48
TAC	AIR	TLF	(b)	(6)	6/14/2012	48	8/16/2012	8/13/2012	M	48
TAC	AIR	TLF	(b)	(6)	6/15/2012	47	8/9/2012	8/14/2012	M	47
TAC	AIR	TLF	(b)	(6)	6/15/2012	47	8/15/2012	8/14/2012	M	47
TAC	AIR	TLF	(b)	(6)	6/15/2012	47	8/8/2012	8/14/2012	M	47
TAC	AIR	TLF	(b)	(6)	6/15/2012	47	8/13/2012	8/14/2012	M	47
TAC	AIR	TLF	(b)	(6)	6/15/2012	47	8/7/2012	8/14/2012	M	47
TAC	AIR	TLF	(b)	(6)	6/15/2012	47	8/9/2012	8/14/2012	M	47
TAC	AIR	TLF	(b)	(6)	6/15/2012	47	8/14/2012	8/14/2012	M	47
TAC	AIR	TLF	(b)	(6)	6/15/2012	47	8/7/2012	8/14/2012	M	47
TAC	AIR	TLF	(b)	(6)	6/15/2012	47	8/7/2012	8/14/2012	M	47
TAC	AIR	TLF	(b)	(6)	6/15/2012	47	8/8/2012	8/14/2012	M	47
TAC	AIR	TLF	(b)	(6)	6/15/2012	47	8/13/2012	8/14/2012	M	47
TAC	AIR	TLF	(b)	(6)	6/15/2012	47	8/13/2012	8/14/2012	M	47
TAC	AIR	TLF	(b)	(6)	6/15/2012	47	8/13/2012	8/14/2012	M	47
TAC	AIR	TLF	(b)	(6)	6/18/2012	44	8/20/2012	8/17/2012	M	44
TAC	AIR	TLF	(b)	(6)	6/18/2012	44	8/9/2012	8/17/2012	M	44
TAC	AIR	TLF	(b)	(6)	6/18/2012	44	8/13/2012	8/17/2012	M	44
TAC	AIR	TLF	(b)	(6)	6/18/2012	44	8/1/2012	8/17/2012	M	44
TAC	AIR	TLF	(b)	(6)	6/18/2012	44	8/7/2012	8/17/2012	M	44
TAC	AIR	TLF	(b)	(6)	6/19/2012	43	8/9/2012	8/18/2012	M	43
TAC	AIR	TLF	(b)	(6)	6/20/2012	42	8/18/2012	8/19/2012	M	42
TAC	AIR	TLF	(b)	(6)	6/20/2012	42	8/9/2012	8/19/2012	M	42
TAC	AIR	TLF	(b)	(6)	6/21/2012	41	8/16/2012	8/20/2012	M	41
TAC	AIR	TLF	(b)	(6)	6/21/2012	41	8/9/2012	8/20/2012	M	41
TAC	AIR	TLF	(b)	(6)	6/21/2012	41	8/14/2012	8/20/2012	M	41
TAC	AIR	TLF	(b)	(6)	6/21/2012	41	8/15/2012	8/20/2012	M	41
TAC	AIR	TLF	(b)	(6)	6/22/2012	40	8/7/2012	8/21/2012	M	40
TAC	AIR	TLF	(b)	(6)	6/22/2012	40	8/6/2012	8/21/2012	M	40
TAC	AIR	TLF	(b)	(6)	6/22/2012	40	8/14/2012	8/21/2012	M	40
TAC	AIR	TSC	(b)	(6)	6/3/2012	57	8/2/2012	8/4/2012	M	57
TAC	AIR	TSC	(b)	(6)	6/3/2012	57	8/2/2012	8/4/2012	M	57
TAC	AIR	TSC	(b)	(6)	6/6/2012	56	8/8/2012	8/5/2012	M	56
TAC	AIR	TSC	(b)	(6)	6/6/2012	56	8/9/2012	8/5/2012	M	56
TAC	AIR	TSC	(b)	(6)	6/8/2012	56	10/24/2012	8/5/2012	I	56
TAC	AIR	TSC	(b)	(6)	6/6/2012	56	8/13/2012	8/5/2012	M	56
TAC	AIR	TSC	(b)	(6)	6/7/2012	55	8/14/2012	8/6/2012	M	54
TAC	AIR	TSC	(b)	(6)	6/8/2012	54	8/9/2012	8/7/2012	M	54
TAC	AIR	TSC	(b)	(6)	6/8/2012	54	8/2/2012	8/7/2012	M	54
TAC	AIR	TSC	(b)	(6)	6/8/2012	54	8/15/2012	8/7/2012	M	54
TAC	AIR	TSC	(b)	(6)	6/8/2012	54	8/15/2012	8/7/2012	M	54
TAC	AIR	TSC	(b)	(6)	6/12/2012	50	9/11/2012	8/11/2012	M	50
TAC	AIR	TSC	(b)	(6)	6/12/2012	50	8/22/2012	8/11/2012	M	50
TAC	AIR	TSC	(b)	(6)	6/12/2012	50	8/15/2012	8/11/2012	M	50
TAC	AIR	TSC	(b)	(6)	6/13/2012	49	8/14/2012	8/12/2012	M	49
TAC	AIR	TSC	(b)	(6)	6/14/2012	48	8/21/2012	8/13/2012	M	48
TAC	AIR	TSC	(b)	(6)	6/14/2012	48	11/13/2012	8/13/2012	I	48
TAC	AIR	TSC	(b)	(6)	6/14/2012	48	8/22/2012	8/13/2012	M	48
TAC	AIR	TSC	(b)	(6)	6/14/2012	48	8/20/2012	8/13/2012	M	48
TAC	AIR	TSC	(b)	(6)	6/14/2012	48	8/9/2012	8/13/2012	M	48
TAC	AIR	TSC	(b)	(6)	6/14/2012	48	8/20/2012	8/13/2012	M	48
TAC	AIR	TSC	(b)	(6)	6/14/2012	48	8/16/2012	8/13/2012	M	48
TAC	AIR	TSC	(b)	(6)	6/14/2012	48	8/21/2012	8/13/2012	M	48
TAC	AIR	TSC	(b)	(6)	6/14/2012	48	8/16/2012	8/13/2012	M	48
TAC	AIR	TSC	(b)	(6)	6/14/2012	48	8/16/2012	8/13/2012	M	48
TAC	AIR	TSC	(b)	(6)	6/14/2012	48	8/22/2012	8/13/2012	M	48
TAC	AIR	TSC	(b)	(6)	6/15/2012	47	11/14/2012	8/14/2012	I	47
TAC	AIR	TSC	(b)	(6)	6/15/2012	47	8/21/2012	8/14/2012	M	47
TAC	AIR	TSC	(b)	(6)	6/15/2012	47	8/8/2012	8/14/2012	M	47
TAC	AIR	TSC	(b)	(6)	6/15/2012	47	8/23/2012	8/14/2012	M	47
TAC	AIR	TSC	(b)	(6)	6/15/2012	47	8/23/2012	8/14/2012	M	47

Base City Code	Hearing Loc Code	IJ Code	Alien Number	Alien Full Name	Rec'd at EOIR Date	Days Pending	Latest Hearing Date	Projected 60th Day	Latest Hearing Calendar Type	Days Pending(2) as of today's date
TAC	AIR	TSC				47	8/8/2012	8/14/2012	M	47
TAC	AIR	TSC				47	8/8/2012	8/14/2012	M	47
TAC	AIR	TSC				44	9/11/2012	8/17/2012	I	44
TAC	AIR	TSC				44	8/24/2012	8/17/2012	M	44
TAC	AIR	TSC				44	8/23/2012	8/17/2012	M	44
TAC	AIR	TSC				43	8/22/2012	8/18/2012	M	43
TAC	AIR	TSC				43	8/27/2012	8/18/2012	M	43
TAC	AIR	TSC				43	8/24/2012	8/18/2012	M	43
TAC	AIR	TSC				41	8/9/2012	8/20/2012	M	41
TAC	AIR	TSC				41	8/22/2012	8/20/2012	M	41
TAC	AIR	TSC				40	8/29/2012	8/21/2012	M	40
TAC	AIR	TSC				40	8/28/2012	8/21/2012	M	40
TAC	AIR	TSC				40	8/28/2012	8/21/2012	M	40
TAC	AIR	TSC				40	8/28/2012	8/21/2012	M	40
TAC	AIR	TSC				40	10/17/2012	8/21/2012	I	40
TUC	TUC	SHK				50	4/9/2013	8/11/2012	M	49
WAS	WAD	JMB				58	8/30/2012	8/3/2012	M	58
WAS	WAD	JMB				58	8/30/2012	8/3/2012	M	58
WAS	WAD	JMB				58	9/6/2012	8/3/2012	M	58
WAS	WAD	JMB				57	8/30/2012	8/4/2012	M	57
WAS	WAD	JMB				56	9/6/2012	8/5/2012	M	56
WAS	WAD	JMB				56	8/23/2012	8/5/2012	M	56
WAS	WAD	JMB				55	8/30/2012	8/6/2012	M	55
WAS	WAD	JMB				50	8/30/2012	8/11/2012	M	50
WAS	WAD	JMB				50	8/23/2012	8/11/2012	M	50
WAS	WAD	JMB				49	8/23/2012	8/12/2012	M	49
WAS	WAD	JMB				48	9/6/2012	8/13/2012	M	48
WAS	WAD	JMB				48	9/6/2012	8/13/2012	M	48
WAS	WAD	JMB				48	9/6/2012	8/13/2012	M	48
WAS	WAD	JMB				48	8/2/2012	8/13/2012	M	48
WAS	WAD	JMB				48	8/2/2012	8/13/2012	M	48
WAS	WAD	JMB				47	8/23/2012	8/14/2012	M	47
WAS	WAD	JMB				47	8/23/2012	8/14/2012	M	47
WAS	WAD	JMB				47	8/23/2012	8/14/2012	M	47
WAS	WAD	JMB				47	8/23/2012	8/14/2012	M	47
WAS	WAD	JMB				44	8/30/2012	8/17/2012	M	44
WAS	WAD	JMB				44	8/2/2012	8/17/2012	M	44
WAS	WAD	JMB				43	8/23/2012	8/18/2012	M	43
WAS	WAD	JMB				43	8/23/2012	8/18/2012	M	43
WAS	WAD	JMB				43	9/6/2012	8/18/2012	M	43
WAS	WAD	JMB				43	9/6/2012	8/18/2012	M	43
WAS	WAD	JMB				42	9/20/2012	8/19/2012	M	42
WAS	WAD	JMB				42	9/6/2012	8/19/2012	M	42
WAS	WAD	JMB				40	9/13/2012	8/21/2012	M	40
WAS	WAD	LOB				58		8/3/2012		58
WAS	WAD	LOB				58	8/24/2012	8/3/2012	M	58
WAS	WAD	LOB				58	8/24/2012	8/3/2012	M	58
WAS	WAD	LOB				58	8/10/2012	8/3/2012	M	58
WAS	WAD	LOB				57	8/24/2012	8/4/2012	M	57
WAS	WAD	LOB				57	8/24/2012	8/4/2012	M	57
WAS	WAD	LOB				57	8/24/2012	8/4/2012	M	57
WAS	WAD	LOB				56	9/14/2012	8/5/2012	I	56
WAS	WAD	LOB				56	8/17/2012	8/5/2012	M	56
WAS	WAD	LOB				56	8/10/2012	8/5/2012	M	56
WAS	WAD	LOB				56	8/10/2012	8/5/2012	M	56
WAS	WAD	LOB				56	7/6/2012	8/5/2012	M	56
WAS	WAD	LOB				54	9/7/2012	8/7/2012	M	54
WAS	WAD	LOB				51	3/1/2013	8/10/2012	I	51
WAS	WAD	LOB				51	9/7/2012	8/10/2012	M	51
WAS	WAD	LOB				51	8/24/2012	8/10/2012	M	51
WAS	WAD	LOB				51	8/24/2012	8/10/2012	M	51
WAS	WAD	LOB				51	8/24/2012	8/10/2012	M	51
WAS	WAD	LOB				51	9/7/2012	8/10/2012	M	51
WAS	WAD	LOB				51	9/7/2012	8/10/2012	M	51
WAS	WAD	LOB				51	9/7/2012	8/10/2012	M	51
WAS	WAD	LOB				51	8/24/2012	8/10/2012	M	51
WAS	WAD	LOB				51	9/7/2012	8/10/2012	M	51
WAS	WAD	LOB				50	9/7/2012	8/11/2012	M	50
WAS	WAD	LOB				50	9/7/2012	8/11/2012	M	50
WAS	WAD	LOB				50	9/7/2012	8/11/2012	M	50
WAS	WAD	LOB				49	9/7/2012	8/12/2012	M	49
WAS	WAD	LOB				44	8/24/2012	8/17/2012	M	44
WAS	WAD	LOB				43	8/10/2012	8/18/2012	M	43
WAS	WAD	LOB				43	8/10/2012	8/18/2012	M	43
WAS	WAD	LOB				42	8/24/2012	8/19/2012	M	42
WAS	WAD	LOB				40		8/21/2012		40

(b) (6)

Base City Code	Hearing Loc Code	ID Code	Alto Number	Alto Full Name	Rec'd at EDR Date	Days Pending	Latest Hearing Date	Projected 60th Day	Latest Hearing Calendar Type	Days Pending(2) as of today's date
WAS	WAD	PWS	(b)	(6)	6/4/2012	58	8/22/2012	8/3/2012	M	58
WAS	WAD	PWS	(b)	(6)	6/4/2012	58	8/8/2012	8/3/2012	M	58
WAS	WAD	PWS	(b)	(6)	6/5/2012	57	8/8/2012	8/4/2012	M	57
WAS	WAD	PWS	(b)	(6)	6/6/2012	56	8/22/2012	8/5/2012	M	56
WAS	WAD	PWS	(b)	(6)	6/6/2012	56	8/8/2012	8/5/2012	M	56
WAS	WAD	PWS	(b)	(6)	6/7/2012	55	8/22/2012	8/6/2012	M	55
WAS	WAD	PWS	(b)	(6)	6/11/2012	51	8/22/2012	8/10/2012	M	51
WAS	WAD	PWS	(b)	(6)	6/13/2012	49	12/3/2012	8/12/2012	I	49
WAS	WAD	PWS	(b)	(6)	6/20/2012	42	8/29/2012	8/19/2012	M	41
WAS	WAD	PWS	(b)	(6)	6/20/2012	42	8/8/2012	8/19/2012	M	42
WAS	WAD	PWS	(b)	(6)	6/22/2012	40	9/5/2012	8/21/2012	M	40
WAS	WAD	PWS	(b)	(6)	6/22/2012	40	9/5/2012	8/21/2012	M	40
WAS	WAD	PWS	(b)	(6)	6/22/2012	40	9/12/2012	8/21/2012	M	40
WAS	WAD	RHC	(b)	(6)	6/4/2012	58	9/11/2012	8/3/2012	M	58
WAS	WAD	RHC	(b)	(6)	6/7/2012	55	11/6/2012	8/6/2012	M	54
WAS	WAD	RHC	(b)	(6)	6/7/2012	55	8/7/2012	8/6/2012	M	55
WAS	WAD	RHC	(b)	(6)	6/7/2012	55	8/7/2012	8/6/2012	M	55
WAS	WAD	RHC	(b)	(6)	6/7/2012	55	8/7/2012	8/6/2012	M	55
WAS	WAD	RHC	(b)	(6)	6/11/2012	51	8/21/2012	8/10/2012	M	51
WAS	WAD	RHC	(b)	(6)	6/12/2012	50	8/14/2012	8/11/2012	M	50
WAS	WAD	RHC	(b)	(6)	6/12/2012	50	8/7/2012	8/11/2012	M	50
WAS	WAD	RHC	(b)	(6)	6/12/2012	50	8/14/2012	8/11/2012	M	50
WAS	WAD	RHC	(b)	(6)	6/15/2012	47	9/11/2012	8/14/2012	M	47
WAS	WAD	RHC	(b)	(6)	6/18/2012	44	8/7/2012	8/17/2012	M	44
WAS	WAD	RHC	(b)	(6)	6/19/2012	43	8/7/2012	8/18/2012	M	43
WAS	WAD	RHC	(b)	(6)	6/19/2012	43	8/14/2012	8/18/2012	M	43
WAS	WAD	RHC	(b)	(6)	6/19/2012	43	8/7/2012	8/18/2012	M	43
WAS	WAD	RHC	(b)	(6)	6/21/2012	41	9/4/2012	8/20/2012	M	41
WAS	WAD	RHC	(b)	(6)	6/21/2012	41	9/11/2012	8/20/2012	M	41
WAS	WAD	RHC	(b)	(6)	6/21/2012	41	9/4/2012	8/20/2012	M	41
WAS	WAD	RHC	(b)	(6)	6/21/2012	41	9/11/2012	8/20/2012	M	41
WAS	WAD	RHC	(b)	(6)	6/21/2012	41	9/11/2012	8/20/2012	M	41
WAS	WAD	RHC	(b)	(6)	6/21/2012	41	9/4/2012	8/20/2012	M	41
WAS	WAD	RHC	(b)	(6)	6/22/2012	40	9/11/2012	8/21/2012	M	40
WAS	WAD	RHC	(b)	(6)	6/22/2012	40	9/4/2012	8/21/2012	M	40
WAS	WAD	TGS	(b)	(6)	6/4/2012	58	8/9/2012	8/3/2012	M	58
WAS	WAD	TGS	(b)	(6)	6/4/2012	58	12/10/2012	8/3/2012	I	58
WAS	WAD	TGS	(b)	(6)	6/4/2012	58	12/3/2012	8/3/2012	I	58
WAS	WAD	TGS	(b)	(6)	6/6/2012	56	7/5/2012	8/5/2012	M	56
WAS	WAD	TGS	(b)	(6)	6/6/2012	56	8/9/2012	8/5/2012	M	56
WAS	WAD	TGS	(b)	(6)	6/14/2012	48	8/9/2012	8/13/2012	M	48
WAS	WAD	TGS	(b)	(6)	6/14/2012	48	8/16/2012	8/13/2012	M	48
WAS	WAD	TGS	(b)	(6)	6/14/2012	48	8/9/2012	8/13/2012	M	48
WAS	WAD	TGS	(b)	(6)	6/14/2012	48	8/9/2012	8/13/2012	M	48
WAS	WAD	TGS	(b)	(6)	6/15/2012	47	8/9/2012	8/14/2012	M	47
WAS	WAD	TGS	(b)	(6)	6/15/2012	47	8/9/2012	8/14/2012	M	47
WAS	WAD	TGS	(b)	(6)	6/15/2012	47	8/9/2012	8/14/2012	M	47
WAS	WAD	TGS	(b)	(6)	6/18/2012	44	8/9/2012	8/17/2012	M	44
WAS	WAD	TGS	(b)	(6)	6/18/2012	44	8/9/2012	8/17/2012	M	44
WAS	WAD	TGS	(b)	(6)	6/18/2012	44	8/16/2012	8/17/2012	M	44
WAS	WAD	TGS	(b)	(6)	6/18/2012	44	8/9/2012	8/17/2012	M	44
WAS	WAD	TGS	(b)	(6)	6/18/2012	44	8/9/2012	8/17/2012	M	44
WAS	WAD	TGS	(b)	(6)	6/18/2012	44	8/16/2012	8/17/2012	M	44
WAS	WAD	TGS	(b)	(6)	6/19/2012	43	8/16/2012	8/18/2012	M	43
WAS	WAD	TGS	(b)	(6)	6/20/2012	42	1/14/2013	8/19/2012	I	41
WAS	WAD	TGS	(b)	(6)	6/22/2012	40	8/23/2012	8/21/2012	M	40
WAS	WAD	TGS	(b)	(6)	6/22/2012	40	8/23/2012	8/21/2012	M	40
WAS	WAD	WI	(b)	(6)	6/4/2012	58	8/7/2012	8/3/2012	M	58
WAS	WAD	WI	(b)	(6)	6/4/2012	58	8/7/2012	8/3/2012	M	58
WAS	WAD	WI	(b)	(6)	6/6/2012	56	8/7/2012	8/5/2012	M	56
WAS	WAD	WI	(b)	(6)	6/11/2012	51	8/14/2012	8/10/2012	M	51
WAS	WAD	WI	(b)	(6)	6/11/2012	51	10/2/2012	8/10/2012	I	51
WAS	WAD	WI	(b)	(6)	6/11/2012	51	8/21/2012	8/10/2012	M	51
WAS	WAD	WI	(b)	(6)	6/11/2012	51	8/7/2012	8/10/2012	M	51
WAS	WAD	WI	(b)	(6)	6/11/2012	51	8/7/2012	8/10/2012	M	51
WAS	WAD	WI	(b)	(6)	6/11/2012	51	8/7/2012	8/10/2012	M	51
WAS	WAD	WI	(b)	(6)	6/14/2012	48	8/14/2012	8/13/2012	M	47
WAS	WAD	WI	(b)	(6)	6/15/2012	47	8/7/2012	8/14/2012	M	47
WAS	WAD	WI	(b)	(6)	6/15/2012	47	8/7/2012	8/14/2012	M	47
WAS	WAD	WI	(b)	(6)	6/19/2012	43	8/7/2012	8/18/2012	M	43
WAS	WAD	WI	(b)	(6)	6/19/2012	43	8/7/2012	8/18/2012	M	43
WAS	WAD	WI	(b)	(6)	6/22/2012	40	8/22/2012	8/21/2012	M	40
YOR	BER	ARA	(b)	(6)	6/12/2012	50	8/30/2012	8/11/2012	M	50
YOR	PIK	ARA	(b)	(6)	6/12/2012	50	8/6/2012	8/11/2012	M	50
YOR	PIK	ARA	(b)	(6)	6/12/2012	50	8/20/2012	8/11/2012	M	50
YOR	PIK	ARA	(b)	(6)	6/12/2012	50	8/13/2012	8/11/2012	M	50

Base City Code	Hearing Loc Code	IJ Code	Alien Number	Alien Full Name	Rec'd at EOIR Date	Days Pending	Latest Hearing Date	Projected 60th Day	Latest Hearing Calendar Type	Days Pending(2) as of today's date
YOR	PIK	DH	(b) (6)		6/19/2012	43	9/12/2012	6/18/2012	I	42
YOR	PIK	WAD			6/8/2012	54	8/9/2012	8/7/2012	M	54
YOR	PIK	WAD			6/15/2012	47	8/9/2012	8/14/2012	M	47
YOR	PIK	WAD			6/20/2012	42	8/2/2012	8/19/2012	M	42
YOR	PIK	WAD			6/22/2012	40	8/16/2012	8/21/2012	M	40
YOR	YOR	ARA			6/8/2012	54	8/7/2012	8/7/2012	M	54
YOR	YOR	ARA			6/12/2012	50	8/9/2012	8/11/2012	M	50
YOR	YOR	ARA			8/14/2012	48	8/6/2012	8/13/2012	M	48
YOR	YOR	ARA			6/14/2012	48	8/7/2012	8/13/2012	M	48
YOR	YOR	ARA			6/14/2012	48	8/13/2012	8/13/2012	M	48
YOR	YOR	ARA			6/19/2012	43	8/7/2012	8/18/2012	M	43
YOR	YOR	ARA			6/20/2012	42	11/1/2012	8/19/2012	I	42
YOR	YOR	DH			6/13/2012	49	9/10/2012	8/12/2012	I	49
YOR	YOR	DH			6/14/2012	48	9/13/2012	8/13/2012	I	48
YOR	YOR	WAD			6/6/2012	56	9/12/2012	8/5/2012	M	56
YOR	YOR	WAD			6/6/2012	56	10/16/2012	8/5/2012	I	56
YOR	YOR	WAD			6/8/2012	54	8/13/2012	8/7/2012	M	54
YOR	YOR	WAD			6/13/2012	49	8/14/2012	8/12/2012	M	49
YOR	YOR	WAD			6/14/2012	48	9/4/2012	8/13/2012	M	48
YOR	YOR	WAD			6/14/2012	48	8/13/2012	8/13/2012	M	48
YOR	YOR	WAD	6/14/2012	48	8/13/2012	8/13/2012	M	48		
YOR	YOR	WAD	6/14/2012	48	8/7/2012	8/13/2012	M	48		
YOR	YOR	WAD	6/15/2012	47	9/12/2012	8/14/2012	M	47		
YOR	YOR	WAD	6/19/2012	43	8/13/2012	8/18/2012	M	43		

1,769			Detained Pending Cases						8/1/2012		
Base City Code	Hearing Loc Code	IJ Code	Alien Number	Alien Full Name	Rec'd at EORR Date	Days Pending	Latest Hearing Date	Projected 60th Day	Latest Hearing Calendar Type	Days Pending(2) as of today's date	
ATL	ATD	EBW	(b) (6)		8/4/2012	58	8/6/2012	8/3/2012	M	814	
ATL	ATD	EBW			8/4/2012	58	8/6/2012	8/3/2012	M	814	
ATL	ATD	EBW			8/5/2012	57	8/6/2012	8/4/2012	M	813	
ATL	ATD	EBW			8/14/2012	48	8/6/2012	8/13/2012	M	804	
ATL	ATD	JDP			8/15/2012	47	8/21/2012	8/14/2012	M	803	
ATL	ATD	JDP			8/20/2012	42	8/21/2012	8/19/2012	M	798	
ATL	ATD	JDP			8/20/2012	42	8/14/2012	8/19/2012	M	798	
ATL	ATD	JDP			8/20/2012	42	8/14/2012	8/19/2012	M	798	
ATL	ATD	JDP			8/21/2012	41		8/20/2012			797
ATL	ATD	MGM			8/7/2012	55	8/1/2012	8/6/2012	M	811	
ATL	ATD	MGM			8/7/2012	55	8/15/2012	8/6/2012	M	811	
ATL	ATD	MGM			8/12/2012	50	8/1/2012	8/11/2012	M	806	
ATL	ATD	MGM			8/12/2012	50	8/1/2012	8/11/2012	M	806	
ATL	ATD	MGM			8/12/2012	50	8/1/2012	8/11/2012	M	806	
ATL	ATD	MGM			8/20/2012	42	8/14/2012	8/19/2012	M	798	
ATL	ATD	WAC			8/7/2012	55	8/1/2012	8/6/2012	M	811	
ATL	ATD	WAC			8/14/2012	48	8/22/2012	8/13/2012	M	803	
ATL	ATD	WAC			8/20/2012	42	8/8/2012	8/19/2012	M	798	
ATL	ATD	WAC			8/21/2012	41	8/8/2012	8/20/2012	M	797	
ATL	ATD	WAC			8/21/2012	41	8/29/2012	8/20/2012	I	797	
ATL	ATD	WAC			8/21/2012	41	8/8/2012	8/20/2012	M	797	
ATL	ATD	WAC			8/21/2012	41	8/15/2012	8/20/2012	M	797	
ATL	ATD	WAC			8/22/2012	40	8/8/2012	8/21/2012	M	796	
ATL	ATD	WAC			8/22/2012	40	8/8/2012	8/21/2012	M	796	
ATL	ATD	WAC			8/22/2012	40	8/8/2012	8/21/2012	M	796	
ATL	ATD	WAC			8/22/2012	40	8/14/2012	8/21/2012	I	796	
ATL	ATD	WAC			8/22/2012	40	8/14/2012	8/21/2012	I	796	
ATL	ATD	WKH			8/15/2012	47		8/14/2012			802
ATL	ATL	EBW			8/4/2012	58	11/28/2012	8/3/2012	M	813	
ATL	ATL	EBW			8/11/2012	51	11/28/2012	8/10/2012	M	807	
BAL	BAL	DWC			8/5/2012	57	8/29/2012	8/4/2012	M	812	
BAL	BAL	DWC			8/15/2012	47	8/29/2012	8/14/2012	I	803	
BAL	BAL	DWC			8/15/2012	47	8/1/2012	8/14/2012	M	803	
BAL	BAL	JFG			8/7/2012	55	8/23/2012	8/6/2012	I	811	
BAL	BAL	JFG			8/11/2012	51	8/9/2012	8/10/2012	I	807	
BAL	BAL	JFG			8/11/2012	51	8/9/2012	8/10/2012	I	807	
BAL	BAL	JFG			8/14/2012	48	8/23/2012	8/13/2012	I	804	
BAL	BAL	JFG			8/14/2012	48	8/23/2012	8/13/2012	I	804	
BAL	BAL	JFG			8/21/2012	41	9/13/2012	8/20/2012	I	797	
BAL	BAL	JFG			8/21/2012	41	8/9/2012	8/20/2012	I	797	
BAL	BAL	JFG	8/21/2012	41	10/17/2012	8/20/2012	M	797			
BAL	BAL	LD	8/6/2012	56	8/14/2012	8/5/2012	I	812			
BAL	BAL	PTW	8/14/2012	48	8/2/2012	8/13/2012	M	804			
BLM	BLD	KWO	8/6/2012	56	8/13/2012	8/5/2012	I	812			
BLM	BLD	KWO	8/12/2012	50	9/10/2012	8/11/2012	I	806			
BLM	BLD	SEC	8/9/2012	57	9/11/2012	8/4/2012	I	813			
BLM	BLD	SEC	8/20/2012	42	9/4/2012	8/19/2012	I	798			
BLM	BLD	WJN	8/6/2012	56	8/13/2012	8/5/2012	M	812			
BLM	BLD	WJN	8/8/2012	54		8/7/2012			810		
BLM	BLD	WJN	8/14/2012	48	9/5/2012	8/13/2012	I	804			
BLM	BLD	WJN	8/20/2012	42	7/2/2012	8/19/2012	M	798			
BLM	BLD	WJN	8/21/2012	41	8/6/2012	8/20/2012	M	797			
BLM	BLD	WJN	8/22/2012	40	9/26/2012	8/21/2012	I	796			
BOS	BDT	PMG	8/13/2012	49	8/8/2012	8/12/2012	I	805			
BOS	BDT	PMG	8/18/2012	44	8/1/2012	8/17/2012	M	800			
BOS	BDT	PMG	8/19/2012	43	8/1/2012	8/18/2012	M	799			
BOS	BDT	PMG	8/19/2012	43	8/1/2012	8/18/2012	M	799			
BOS	BDT	PMG	8/21/2012	41	8/1/2012	8/20/2012	M	797			
BOS	BDT	PMG	8/21/2012	41	8/1/2012	8/20/2012	M	797			
BOS	BDT	PMG	8/21/2012	41	8/1/2012	8/20/2012	M	797			
BOS	BDT	PMG	8/21/2012	41	8/1/2012	8/20/2012	M	797			
BOS	BDT	PMG	8/21/2012	41	8/1/2012	8/20/2012	M	797			
BOS	BDT	PMG	8/21/2012	41	8/1/2012	8/20/2012	M	797			
BOS	BDT	PMG	8/22/2012	40	8/1/2012	8/21/2012	M	796			
BOS	BDT	PMG	8/22/2012	40	8/8/2012	8/21/2012	I	796			
BOS	BDT	PMG	8/22/2012	40	8/1/2012	8/21/2012	M	796			
BOS	BDT	PMG	8/22/2012	40	8/1/2012	8/21/2012	M	796			
BOS	BDT	SFD	8/4/2012	58	8/1/2012	8/3/2012	I	814			
BOS	BDT	SFD	8/4/2012	58	8/16/2012	8/3/2012	I	814			
BOS	BDT	SFD	8/4/2012	58	8/1/2012	8/3/2012	I	814			
BOS	BDT	SFD	8/4/2012	58	9/13/2012	8/3/2012	I	814			
BOS	BDT	SFD	8/5/2012	57	8/20/2012	8/4/2012	M	813			
BOS	BDT	SFD	8/3/2012	57	7/31/2012	8/4/2012	M	813			

Base City Code	Hearing Loc Code	ID Code	Alien Number	Alien Full Name	Rec'd at EOIR Date	Days Pending	Latest Hearing Date	Projected 60th Day	Latest Hearing Calendar Type	Days Pending(2) as of today's date
BOS	BDT	SFD	(b) (6)		6/5/2012	57	9/10/2012	8/4/2012	I	813
BOS	BDT	SFD	(b) (6)		6/5/2012	57	7/31/2012	8/4/2012	M	813
BOS	BDT	SFD	(b) (6)		6/5/2012	57	7/31/2012	8/4/2012	M	813
BOS	BDT	SFD	(b) (6)		6/6/2012	56	9/19/2012	8/5/2012	I	812
BOS	BDT	SFD	(b) (6)		6/12/2012	50	7/31/2012	8/11/2012	M	806
BOS	BDT	SFD	(b) (6)		6/12/2012	50	8/9/2012	8/11/2012	M	806
BOS	BDT	SFD	(b) (6)		6/12/2012	50	8/27/2012	8/11/2012	M	806
BOS	BDT	SFD	(b) (6)		6/12/2012	50	8/13/2012	8/11/2012	M	806
BOS	BDT	SFD	(b) (6)		6/12/2012	50	8/2/2012	8/11/2012	M	806
BOS	BDT	SFD	(b) (6)		6/12/2012	50	8/17/2012	8/11/2012	I	806
BOS	BDT	SFD	(b) (6)		6/12/2012	50	8/2/2012	8/11/2012	M	806
BOS	BDT	SFD	(b) (6)		6/12/2012	50	8/15/2012	8/11/2012	M	806
BOS	BDT	SFD	(b) (6)		6/12/2012	50	8/1/2012	8/11/2012	I	806
BOS	BDT	SFD	(b) (6)		6/14/2012	48	8/13/2012	8/13/2012	M	804
BOS	BDT	SFD	(b) (6)		6/14/2012	48	8/1/2012	8/13/2012	I	804
BOS	BDT	SFD	(b) (6)		6/14/2012	48	8/2/2012	8/13/2012	M	804
BOS	BDT	SFD	(b) (6)		6/14/2012	48	8/1/2012	8/13/2012	I	804
BOS	BDT	SFD	(b) (6)		6/14/2012	48	8/1/2012	8/13/2012	I	804
BOS	BDT	SFD	(b) (6)		6/14/2012	48	7/31/2012	8/13/2012	M	804
BOS	BDT	SFD	(b) (6)		6/14/2012	48	7/31/2012	8/13/2012	M	804
BOS	BDT	SFD	(b) (6)		6/14/2012	48	8/2/2012	8/13/2012	M	804
BOS	BDT	SFD	(b) (6)		6/14/2012	48	8/3/2012	8/13/2012	M	804
BOS	BDT	SFD	(b) (6)		6/14/2012	48	8/20/2012	8/13/2012	M	804
BOS	BDT	SFD	(b) (6)		6/14/2012	48	8/7/2012	8/13/2012	M	804
BOS	BDT	SFD	(b) (6)		6/14/2012	48	8/3/2012	8/13/2012	M	804
BOS	BDT	SFD	(b) (6)		6/14/2012	48	8/6/2012	8/13/2012	M	804
BOS	BDT	SFD	(b) (6)		6/14/2012	48	8/17/2012	8/13/2012	M	804
BOS	BDT	SFD	(b) (6)		6/14/2012	48	8/1/2012	8/13/2012	I	804
BOS	BDT	SFD	(b) (6)		6/15/2012	47	7/31/2012	8/14/2012	M	803
BOS	BDT	SFD	(b) (6)		6/15/2012	47	8/9/2012	8/14/2012	M	803
BOS	BDT	SFD	(b) (6)		6/15/2012	47	8/1/2012	8/14/2012	I	803
BOS	BDT	SFD	(b) (6)		6/15/2012	47	7/31/2012	8/14/2012	M	803
BOS	BDT	SFD	(b) (6)		6/15/2012	47	8/31/2012	8/14/2012	M	803
BOS	BDT	SFD	(b) (6)		6/15/2012	47	8/16/2012	8/14/2012	M	803
BOS	BDT	SFD	(b) (6)		6/18/2012	44	8/2/2012	8/17/2012	M	800
BOS	BDT	SFD	(b) (6)		6/18/2012	44	8/3/2012	8/17/2012	M	800
BOS	BDT	SFD	(b) (6)		6/18/2012	44	8/8/2012	8/17/2012	I	800
BOS	BDT	SFD	(b) (6)		6/18/2012	44	8/6/2012	8/17/2012	M	800
BOS	BDT	SFD	(b) (6)		6/19/2012	43	8/23/2012	8/18/2012	M	799
BOS	BDT	SFD	(b) (6)		6/19/2012	43	7/31/2012	8/18/2012	M	799
BOS	BDT	SFD	(b) (6)		6/19/2012	43	8/27/2012	8/18/2012	M	799
BOS	BDT	SFD	(b) (6)		6/19/2012	43	8/3/2012	8/18/2012	M	799
BOS	BDT	SFD	(b) (6)		6/19/2012	43	7/9/2012	8/18/2012	M	799
BOS	BDT	SFD	(b) (6)		6/21/2012	41	8/1/2012	8/20/2012	I	797
BOS	BDT	SFD	(b) (6)		6/21/2012	41	8/6/2012	8/20/2012	M	797
BOS	BDT	SFD	(b) (6)		6/22/2012	40	8/17/2012	8/21/2012	M	796
BOS	BOS	MJD	(b) (6)		6/7/2012	55	6/5/2013	8/6/2012	M	811
BOS	BOS	RHC	(b) (6)		6/15/2012	47	1/22/2000	8/14/2012	M	802
BOS	BOS	RHC	(b) (6)		6/15/2012	47	7/12/2006	8/14/2012	M	802
BUF	BTV	SJC	(b) (6)		6/4/2012	58	8/20/2012	8/3/2012	I	813
BUF	BTV	SJC	(b) (6)		6/4/2012	58	8/30/2012	8/3/2012	I	814
BUF	BTV	SJC	(b) (6)		6/5/2012	57	8/6/2012	8/4/2012	M	813
BUF	BTV	SJC	(b) (6)		6/6/2012	56	9/6/2012	8/5/2012	I	812
BUF	BTV	SJC	(b) (6)		6/6/2012	56	8/20/2012	8/5/2012	M	812
BUF	BTV	SJC	(b) (6)		6/7/2012	55	8/20/2012	8/6/2012	M	811
BUF	BTV	SJC	(b) (6)		6/7/2012	55	8/8/2012	8/6/2012	M	811
BUF	BTV	SJC	(b) (6)		6/7/2012	55	8/20/2012	8/6/2012	M	811
BUF	BTV	SJC	(b) (6)		6/12/2012	50	8/9/2012	8/11/2012	I	806
BUF	BTV	SJC	(b) (6)		6/12/2012	50	8/23/2012	8/11/2012	I	806
BUF	BTV	SJC	(b) (6)		6/12/2012	50	8/22/2012	8/11/2012	M	806
BUF	BTV	SJC	(b) (6)		6/12/2012	50	8/8/2012	8/11/2012	M	806
BUF	BTV	SJC	(b) (6)		6/12/2012	50	8/14/2012	8/11/2012	M	805
BUF	BTV	SJC	(b) (6)		6/13/2012	49	8/8/2012	8/12/2012	M	805
BUF	BTV	SJC	(b) (6)		6/13/2012	49	8/27/2012	8/12/2012	M	805
BUF	BTV	SJC	(b) (6)		6/13/2012	49	8/20/2012	8/12/2012	M	805
BUF	BTV	SJC	(b) (6)		6/14/2012	48	8/20/2012	8/13/2012	M	803
BUF	BTV	SJC	(b) (6)		6/14/2012	48	8/21/2012	8/13/2012	I	804
BUF	BTV	SJC	(b) (6)		6/20/2012	42	9/11/2012	8/19/2012	I	798
BUF	BTV	SJC	(b) (6)		6/21/2012	41	8/6/2012	8/20/2012	M	797
BUF	BTV	SJC	(b) (6)		6/6/2012	56	1/12/2012	8/5/2012	M	811
BUF	BTV	SJC	(b) (6)		6/14/2012	48	3/26/2012	8/13/2012	M	804
BUF	BTV	SJC	(b) (6)		6/21/2012	41	3/28/2012	8/20/2012	M	797
BUF	BUF	RPO	(b) (6)		6/5/2012	57	8/6/2012	8/4/2012	I	813
BUF	BUF	RPO	(b) (6)		6/7/2012	55	7/9/2012	8/6/2012	I	810

Base City Code	Hearing Loc Code	IJ Code	Alien Number	Alien Full Name	Rec'd at EOIR Date	Days Pending	Latest Hearing Date	Projected 60th Day	Latest Hearing Calendar Type	Days Pending (2) as of today's date
BUF	BUF	RPO			6/21/2012	41	8/9/2012	8/20/2012	I	797
CHI	CHD	ECK			6/7/2012	55	8/7/2012	8/6/2012	M	811
CHI	CHD	ECK			6/7/2012	55	8/6/2012	8/6/2012	I	811
CHI	CHD	ECK			6/11/2012	51	8/7/2012	8/10/2012	M	807
CHI	CHD	ECK			6/11/2012	51	8/8/2012	8/10/2012	I	807
CHI	CHD	ECK			6/12/2012	50	8/14/2012	8/11/2012	M	805
CHI	CHD	ECK			6/14/2012	48	8/8/2012	8/13/2012	I	804
CHI	CHD	ECK			6/14/2012	48	8/6/2012	8/13/2012	I	804
CHI	CHD	ECK			6/15/2012	47	8/9/2012	8/14/2012	M	803
CHI	CHD	ECK			6/15/2012	47	8/28/2012	8/14/2012	M	803
CHI	CHD	ECK			6/15/2012	47	8/14/2012	8/14/2012	M	803
CHI	CHD	ECK			6/15/2012	47	8/6/2012	8/14/2012	I	803
CHI	CHD	ECK			6/19/2012	43	8/7/2012	8/18/2012	M	799
CHI	CHD	ECK			6/19/2012	43	8/7/2012	8/18/2012	M	799
CHI	CHD	ECK			6/19/2012	43	8/9/2012	8/18/2012	M	799
CHI	CHD	ECK			6/19/2012	43	8/9/2012	8/18/2012	M	799
CHI	CHD	ECK			6/19/2012	43	8/14/2012	8/18/2012	M	799
CHI	CHD	ECK			6/21/2012	41	8/14/2012	8/20/2012	M	797
CHI	CHD	JRF			6/5/2012	57	8/6/2012	8/4/2012	M	813
CHI	CHD	JRF			6/7/2012	55	8/6/2012	8/6/2012	M	811
CHI	CHD	JRF			6/8/2012	54	6/14/2012	8/7/2012	M	810
CHI	CHD	JRF			6/11/2012	51	8/20/2012	8/10/2012	M	807
CHI	CHD	JRF			6/11/2012	51	8/2/2012	8/10/2012	M	807
CHI	CHD	JRF			6/11/2012	51	7/2/2012	8/10/2012	M	807
CHI	CHD	JRF			6/12/2012	50	8/20/2012	8/11/2012	M	805
CHI	CHD	JRF			6/13/2012	49	6/21/2012	8/12/2012	M	805
CHI	CHD	JRF			6/14/2012	48	8/6/2012	8/13/2012	M	804
CHI	CHD	JRF			6/14/2012	48	8/2/2012	8/13/2012	M	804
CHI	CHD	JRF			6/14/2012	48	8/2/2012	8/13/2012	M	804
CHI	CHD	JRF			6/14/2012	48	7/2/2012	8/13/2012	M	804
CHI	CHD	JRF			6/15/2012	47	8/2/2012	8/14/2012	M	803
CHI	CHD	JRF			6/15/2012	47	8/14/2012	8/14/2012	M	803
CHI	CHD	JRF			6/18/2012	44	8/9/2012	8/17/2012	M	800
CHI	CHD	JRF			6/19/2012	43	8/27/2012	8/18/2012	M	799
CHI	CHD	JRF			6/19/2012	43	8/9/2012	8/18/2012	M	799
CHI	CHD	JRF			6/20/2012	42	8/9/2012	8/19/2012	M	798
CHI	CHD	JRF			6/21/2012	41	8/6/2012	8/20/2012	M	797
CHI	CHD	JRF			6/21/2012	41	8/9/2012	8/20/2012	M	797
CHI	CHD	JRF			6/21/2012	41	6/25/2012	8/20/2012	M	797
CHI	CHD	JRF			6/21/2012	41		8/20/2012		797
CHI	CHD	JRF			6/21/2012	41	8/20/2012	8/20/2012	M	797
CHI	CHD	JRF			6/21/2012	41	8/20/2012	8/20/2012	M	797
CHI	CHD	JRF			6/21/2012	41	8/2/2012	8/20/2012	M	797
CHI	CHD	JRF			6/21/2012	41	8/2/2012	8/20/2012	M	797
CHI	CHD	JRF			6/21/2012	41	8/2/2012	8/20/2012	M	797
CHI	CHD	JRF			6/21/2012	41	8/2/2012	8/20/2012	M	797
CHI	CHD	JRF			6/21/2012	41	8/2/2012	8/20/2012	M	797
CHI	CHD	JRF			6/21/2012	41	8/2/2012	8/20/2012	M	797
CHI	CHD	JRF			6/21/2012	41	8/2/2012	8/20/2012	M	797
CHI	CHD	JRF			6/21/2012	41	8/2/2012	8/20/2012	M	797
CHI	CHD	JRF			6/21/2012	41	8/2/2012	8/20/2012	M	797
CHI	CHD	PDM			6/7/2012	55	6/18/2012	8/6/2012	M	811
CHI	CHD	PDM			6/7/2012	55	8/1/2012	8/6/2012	M	811
CHI	CHD	PDM			6/7/2012	55	8/21/2012	8/6/2012	I	811
CHI	CHD	PDM			6/12/2012	50	8/15/2012	8/11/2012	M	806
CHI	CHD	PDM			6/18/2012	44	8/1/2012	8/17/2012	M	800
CHI	CHD	RPO			6/15/2012	47	8/14/2012	8/14/2012	I	803
CHI	CHD	SMN			6/19/2012	43	8/24/2012	8/18/2012	M	799
CHI	CHD	SMN			6/21/2012	41	8/3/2012	8/20/2012	M	797
CHI	CHI	VPG			6/8/2012	54	11/27/2013	8/7/2012	M	809
CHL	CHL	VSC			6/11/2012	51	11/21/2012	8/10/2012	M	807
CHL	CHL	VSC			6/11/2012	51	11/19/2012	8/10/2012	M	807
CLE	BDH	ABM			6/5/2012	57	7/18/2012	8/4/2012	M	813
CLE	BDH	ABM			6/8/2012	54	8/8/2012	8/7/2012	M	810
CLE	BDH	ABM			6/11/2012	51	8/2/2012	8/10/2012	I	807
CLE	BDH	ABM			6/15/2012	47	8/22/2012	8/14/2012	I	803
CLE	BDH	ABM			6/18/2012	44	8/2/2012	8/17/2012	M	800
CLE	BDH	ABM			6/21/2012	41	7/18/2012	8/20/2012	M	797
CLE	BDH	ABM			6/21/2012	41	8/15/2012	8/20/2012	I	797
CLE	BDH	ABM			6/21/2012	41	8/6/2012	8/20/2012	M	797
CLE	8TD	ABM			6/14/2012	48	8/2/2012	8/13/2012	M	804
CLE	8TD	TWJ			6/5/2012	57	7/10/2012	8/4/2012	M	813
CLE	8TD	TWJ			6/7/2012	55	8/7/2012	8/6/2012	M	811
CLE	8TD	TWJ			6/7/2012	55	7/17/2012	8/6/2012	M	811
CLE	8TD	TWJ			6/14/2012	48	7/19/2012	8/13/2012	M	804
CLE	8TD	TWJ			6/14/2012	48	8/2/2012	8/13/2012	M	804
CLE	8TD	TWJ			6/15/2012	47	8/2/2012	8/14/2012	M	803
CLE	8TD	TWJ			6/15/2012	47	8/2/2012	8/14/2012	M	803
CLE	8TD	TWJ			6/15/2012	47	8/16/2012	8/14/2012	I	803
CLE	8TD	TWJ			6/15/2012	47	8/2/2012	8/14/2012	M	803
CLE	8TD	TWJ			6/15/2012	47	7/19/2012	8/14/2012	M	803
CLE	8TD	TWJ			6/18/2012	44	7/5/2012	8/17/2012	M	800

(b) (6)



Base City Code	Hearing Loc Code	ID Code	Alien Number	Alien Full Name	Rec'd at EOIR Date	Days Pending	Latest Hearing Date	Projected 60th Day	Latest Hearing Calendar Type	Days Pending(2) as of today's date
CLE	BTD	TWJ	(b) (6)		6/18/2012	44	8/7/2012	8/17/2012	M	800
CLE	BTD	TWJ			6/18/2012	44	7/5/2012	8/17/2012	M	800
CLE	BTD	TWJ			6/20/2012	42	8/2/2012	8/19/2012	M	798
CLE	BTD	TWJ			6/21/2012	41	8/7/2012	8/20/2012	M	797
CLE	BTD	TWJ			6/21/2012	41	8/7/2012	8/20/2012	M	797
CLE	CLD	DWE			6/14/2012	48	7/17/2012	8/13/2012	M	804
CLE	CLD	DWE			6/14/2012	48	8/2/2012	8/13/2012	M	803
CLE	CLD	DWE			6/19/2012	43	9/13/2012	8/18/2012	I	799
DAL	DAD	DHS			6/18/2012	44	8/24/2012	8/17/2012	I	800
DAL	DAD	JN			6/20/2012	42	8/6/2012	8/19/2012	I	797
DAL	DAD	JN			6/20/2012	42	8/2/2012	8/19/2012	I	798
DAL	DAD	JN			6/21/2012	41	8/7/2012	8/20/2012	I	796
DAL	DAD	QVB			6/7/2012	55	8/6/2012	8/6/2012	I	811
DAL	DAD	QVB			6/21/2012	41	8/8/2012	8/20/2012	I	797
DAL	DAL	RWK			6/18/2012	44	9/25/2012	8/17/2012	M	799
DAL	HAS	JN			6/8/2012	54	8/13/2012	8/7/2012	M	810
DAL	HAS	JN			6/8/2012	54	8/6/2012	8/7/2012	M	810
DAL	HAS	JN			6/11/2012	51	8/1/2012	8/10/2012	M	807
DAL	HAS	JN	6/11/2012	51	8/6/2012	8/10/2012	M	807		
DAL	HAS	JN	6/12/2012	50	8/6/2012	8/11/2012	M	806		
DAL	HAS	JN	6/12/2012	50	8/6/2012	8/11/2012	M	806		
DAL	HAS	JN	6/13/2012	49	8/13/2012	8/12/2012	M	805		
DAL	HAS	JN	6/14/2012	48	9/6/2012	8/13/2012	M	804		
DAL	HAS	JN	6/14/2012	48	8/15/2012	8/13/2012	M	804		
DAL	HAS	JN	6/19/2012	43	8/13/2012	8/18/2012	M	799		
DAL	HAS	JN	6/19/2012	43	8/13/2012	8/18/2012	M	799		
DAL	HAS	JN	6/19/2012	43	8/1/2012	8/18/2012	M	799		
DAL	HAS	JN	6/20/2012	42	8/6/2012	8/19/2012	M	798		
DAL	HAS	JN	6/20/2012	42	8/6/2012	8/19/2012	M	798		
DAL	HAS	JN	6/20/2012	42	8/1/2012	8/19/2012	M	798		
DAL	HAS	JN	6/22/2012	40	8/13/2012	8/21/2012	M	796		
DAL	HAS	JN	6/18/2012	44	8/6/2012	8/17/2012	M	800		
DAL	JCI	DHS	6/5/2012	57	8/9/2012	8/4/2012	M	813		
DAL	JCI	DHS	6/6/2012	56	8/7/2012	8/5/2012	M	812		
DAL	JCI	DHS	6/8/2012	54	8/9/2012	8/7/2012	M	810		
DAL	JCI	DHS	6/11/2012	51	8/9/2012	8/10/2012	M	807		
DAL	JCI	DHS	6/11/2012	51		8/10/2012		807		
DAL	JCI	DHS	6/18/2012	44	8/2/2012	8/17/2012	M	800		
DAL	JCI	DHS	6/19/2012	43	8/2/2012	8/18/2012	M	799		
DAL	JCI	DHS	6/22/2012	40	8/2/2012	8/21/2012	M	796		
DAL	JCI	DHS	6/22/2012	40	8/2/2012	8/21/2012	M	796		
DAL	JCI	DHS	6/22/2012	40	8/2/2012	8/21/2012	M	796		
DAL	JCI	DHS	6/22/2012	40	8/2/2012	8/21/2012	M	796		
DAL	OKT	MPB	6/18/2012	44	9/19/2012	8/17/2012	M	800		
DAL	OKT	RWK	6/15/2012	47	8/27/2012	8/14/2012	M	803		
DAL	OKT	RWK	6/15/2012	47	8/13/2012	8/14/2012	M	803		
DEN	WSI	JPV	6/5/2012	57	8/2/2012	8/4/2012	M	813		
DEN	WSI	JPV	6/5/2012	57	8/2/2012	8/4/2012	M	813		
DEN	WSI	JPV	6/7/2012	55	9/11/2012	8/6/2012	I	810		
DEN	WSI	JPV	6/7/2012	55	8/6/2012	8/6/2012	M	811		
DEN	WSI	JPV	6/12/2012	50	8/13/2012	8/11/2012	I	806		
DEN	WSI	JPV	6/12/2012	50	8/1/2012	8/11/2012	M	806		
DEN	WSI	JPV	6/13/2012	49	8/2/2012	8/12/2012	M	805		
DEN	WSI	JPV	6/14/2012	48	8/13/2012	8/13/2012	M	804		
DEN	WSI	JPV	6/14/2012	48	8/6/2012	8/13/2012	M	804		
DEN	WSI	JPV	6/18/2012	44	8/16/2012	8/17/2012	M	800		
DEN	WSI	JPV	6/18/2012	44	9/26/2012	8/17/2012	I	800		
DEN	WSI	JPV	6/18/2012	44	8/3/2012	8/17/2012	M	800		
DEN	WSI	JPV	6/19/2012	43	8/13/2012	8/18/2012	M	799		
DEN	WSI	JPV	6/20/2012	42	8/15/2012	8/19/2012	M	798		
DEN	WSI	JPV	6/20/2012	42	8/21/2012	8/19/2012	I	798		
DEN	WSI	JPV	6/20/2012	42	8/15/2012	8/19/2012	M	798		
DEN	WSI	JPV	6/20/2012	42	10/2/2012	8/19/2012	I	798		
DEN	WSI	JPV	6/20/2012	42	8/7/2012	8/19/2012	I	798		
DEN	WSI	JPV	6/21/2012	41	9/20/2012	8/20/2012	I	797		
DEN	WSI	JPV	6/21/2012	41	8/8/2012	8/20/2012	M	797		
DEN	WSI	JPV	6/21/2012	41	8/9/2012	8/20/2012	M	797		
DEN	WSI	JPV	6/21/2012	41	8/13/2012	8/20/2012	M	797		
DEN	WSI	JPV	6/21/2012	41	8/7/2012	8/20/2012	M	797		
DEN	WSI	JPV	6/22/2012	40	8/2/2012	8/21/2012	M	796		
DEN	WSI	JWD	6/6/2012	56	8/10/2012	8/5/2012	M	812		
DEN	WSI	JWD	6/7/2012	55	8/8/2012	8/6/2012	M	811		
DEN	WSI	JWD	6/8/2012	54	8/10/2012	8/7/2012	M	810		
DEN	WSI	JWD	6/8/2012	54	8/8/2012	8/7/2012	M	810		
DEN	WSI	JWD	6/8/2012	54	8/8/2012	8/7/2012	M	810		
DEN	WSI	JWD	6/8/2012	54	8/8/2012	8/7/2012	M	810		

Base City Code	Hearing Loc Code	D Code	Alien Number	Alien Full Name	Rec'd at EDIR Date	Days Pending	Latest Hearing Date	Projected 60th Day	Latest Hearing Calendar Type	Days Pending(2) as of today's date
DEN	WSI	JWD	(b) (6)	(b) (6)	6/8/2012	54	8/10/2012	8/7/2012	M	810
DEN	WSI	JWD	(b) (6)	(b) (6)	6/11/2012	51	8/10/2012	8/10/2012	M	807
DEN	WSI	JWD	(b) (6)	(b) (6)	6/11/2012	51	8/10/2012	8/10/2012	M	807
DEN	WSI	JWD	(b) (6)	(b) (6)	6/12/2012	50	8/8/2012	8/13/2012	M	806
DEN	WSI	JWD	(b) (6)	(b) (6)	6/15/2012	47	8/8/2012	8/14/2012	M	803
DEN	WSI	JWD	(b) (6)	(b) (6)	6/15/2012	47	8/8/2012	8/14/2012	M	803
DET	DED	EAH	(b) (6)	(b) (6)	6/7/2012	55	8/2/2012	8/6/2012	M	811
DET	DED	EAH	(b) (6)	(b) (6)	6/13/2012	49	8/11/2012	8/12/2012	I	805
DET	DED	EAH	(b) (6)	(b) (6)	6/13/2012	49	8/20/2012	8/12/2012	M	805
DET	DED	EAH	(b) (6)	(b) (6)	6/13/2012	49	8/30/2012	8/12/2012	I	805
DET	DED	EAH	(b) (6)	(b) (6)	6/14/2012	48	8/1/2012	8/13/2012	I	804
DET	DED	EAH	(b) (6)	(b) (6)	6/14/2012	48	8/9/2012	8/13/2012	I	804
DET	DED	EAH	(b) (6)	(b) (6)	6/14/2012	48	8/2/2012	8/13/2012	M	804
DET	DED	EAH	(b) (6)	(b) (6)	6/15/2012	47	8/6/2012	8/14/2012	M	803
DET	DED	EAH	(b) (6)	(b) (6)	6/18/2012	44	8/2/2012	8/17/2012	M	800
DET	DED	EAH	(b) (6)	(b) (6)	6/18/2012	44	8/6/2012	8/17/2012	M	800
DET	DED	EAH	(b) (6)	(b) (6)	6/19/2012	43	8/6/2012	8/18/2012	M	799
DET	DED	EAH	(b) (6)	(b) (6)	6/20/2012	42	8/6/2012	8/19/2012	M	798
DET	DED	EAH	(b) (6)	(b) (6)	6/21/2012	41	8/23/2012	8/20/2012	M	797
DET	DED	EAH	(b) (6)	(b) (6)	6/21/2012	41	8/6/2012	8/20/2012	M	797
DET	DED	EAH	(b) (6)	(b) (6)	6/21/2012	41	8/20/2012	8/20/2012	M	797
DET	DED	EAH	(b) (6)	(b) (6)	6/22/2012	40	8/6/2012	8/21/2012	M	796
DET	DED	MKN	(b) (6)	(b) (6)	6/5/2012	57	8/2/2012	8/4/2012	M	813
DET	DED	MKN	(b) (6)	(b) (6)	6/7/2012	55	8/28/2012	8/6/2012	I	811
DET	DED	MKN	(b) (6)	(b) (6)	6/14/2012	48	8/9/2012	8/13/2012	I	804
DET	DED	MKN	(b) (6)	(b) (6)	6/22/2012	40	8/2/2012	8/21/2012	M	796
ELO	EAZ	ICF	(b) (6)	(b) (6)	6/6/2012	56	8/2/2012	8/5/2012	I	812
ELO	EAZ	ICF	(b) (6)	(b) (6)	6/6/2012	56	8/22/2012	8/5/2012	M	812
ELO	EAZ	ICF	(b) (6)	(b) (6)	6/6/2012	56	8/1/2012	8/5/2012	M	812
ELO	EAZ	ICF	(b) (6)	(b) (6)	6/12/2012	50	8/23/2012	8/11/2012	M	806
ELO	EAZ	ICF	(b) (6)	(b) (6)	6/15/2012	47	8/2/2012	8/14/2012	M	803
ELO	EAZ	ICF	(b) (6)	(b) (6)	6/18/2012	44	8/2/2012	8/17/2012	M	800
ELO	EAZ	ICF	(b) (6)	(b) (6)	6/19/2012	43	8/7/2012	8/18/2012	M	799
ELO	EAZ	ICF	(b) (6)	(b) (6)	6/19/2012	43	8/13/2012	8/18/2012	M	799
ELO	EAZ	ICF	(b) (6)	(b) (6)	6/19/2012	43	8/9/2012	8/18/2012	M	799
ELO	EAZ	ICF	(b) (6)	(b) (6)	6/19/2012	43	8/9/2012	8/18/2012	M	799
ELO	EAZ	ICF	(b) (6)	(b) (6)	6/19/2012	43	8/9/2012	8/18/2012	M	799
ELO	EAZ	ICF	(b) (6)	(b) (6)	6/20/2012	42	8/9/2012	8/19/2012	M	798
ELO	EAZ	ICF	(b) (6)	(b) (6)	6/20/2012	42	8/13/2012	8/19/2012	M	798
ELO	EAZ	ICF	(b) (6)	(b) (6)	6/21/2012	41	8/13/2012	8/20/2012	M	797
ELO	EAZ	JDV	(b) (6)	(b) (6)	6/4/2012	58	8/13/2012	8/3/2012	M	814
ELO	EAZ	JDV	(b) (6)	(b) (6)	6/5/2012	57	8/15/2012	8/4/2012	M	813
ELO	EAZ	JDV	(b) (6)	(b) (6)	6/6/2012	56	8/23/2012	8/5/2012	M	812
ELO	EAZ	JDV	(b) (6)	(b) (6)	6/6/2012	56	8/23/2012	8/5/2012	M	812
ELO	EAZ	JDV	(b) (6)	(b) (6)	6/6/2012	56	8/13/2012	8/5/2012	M	812
ELO	EAZ	JDV	(b) (6)	(b) (6)	6/6/2012	56	8/23/2012	8/5/2012	M	812
ELO	EAZ	JDV	(b) (6)	(b) (6)	6/7/2012	55	8/30/2012	8/6/2012	M	811
ELO	EAZ	JDV	(b) (6)	(b) (6)	6/7/2012	55	8/29/2012	8/6/2012	I	811
ELO	EAZ	JDV	(b) (6)	(b) (6)	6/8/2012	54	8/10/2012	8/7/2012	I	810
ELO	EAZ	JDV	(b) (6)	(b) (6)	6/11/2012	51	8/13/2012	8/10/2012	M	807
ELO	EAZ	JDV	(b) (6)	(b) (6)	6/11/2012	51	8/1/2012	8/10/2012	M	807
ELO	EAZ	JDV	(b) (6)	(b) (6)	6/12/2012	50	8/23/2012	8/11/2012	M	806
ELO	EAZ	JDV	(b) (6)	(b) (6)	6/12/2012	50	8/15/2012	8/11/2012	M	805
ELO	EAZ	JDV	(b) (6)	(b) (6)	6/13/2012	49	8/2/2012	8/12/2012	M	805
ELO	EAZ	JDV	(b) (6)	(b) (6)	6/14/2012	48	8/8/2012	8/13/2012	M	804
ELO	EAZ	JDV	(b) (6)	(b) (6)	6/14/2012	48	8/9/2012	8/13/2012	M	804
ELO	EAZ	JDV	(b) (6)	(b) (6)	6/14/2012	48	8/9/2012	8/13/2012	M	804
ELO	EAZ	JDV	(b) (6)	(b) (6)	6/15/2012	47	8/9/2012	8/14/2012	M	803
ELO	EAZ	JDV	(b) (6)	(b) (6)	6/15/2012	47	8/16/2012	8/14/2012	M	803
ELO	EAZ	JDV	(b) (6)	(b) (6)	6/15/2012	47	8/14/2012	8/14/2012	M	803
ELO	EAZ	JDV	(b) (6)	(b) (6)	6/18/2012	44	8/20/2012	8/17/2012	I	800
ELO	EAZ	JDV	(b) (6)	(b) (6)	6/18/2012	44	8/14/2012	8/17/2012	M	800
ELO	EAZ	JDV	(b) (6)	(b) (6)	6/19/2012	43	8/9/2012	8/18/2012	M	799
ELO	EAZ	JDV	(b) (6)	(b) (6)	6/20/2012	42	8/2/2012	8/19/2012	M	798
ELO	EAZ	JDV	(b) (6)	(b) (6)	6/21/2012	41	8/22/2012	8/20/2012	M	797
ELO	EAZ	JDV	(b) (6)	(b) (6)	6/21/2012	41	8/16/2012	8/20/2012	M	797
ELO	EAZ	JDV	(b) (6)	(b) (6)	6/22/2012	40	8/16/2012	8/21/2012	M	796
ELO	EAZ	JDV	(b) (6)	(b) (6)	6/22/2012	40	8/16/2012	8/21/2012	M	796
ELO	EAZ	LSW	(b) (6)	(b) (6)	6/4/2012	58	8/15/2012	8/3/2012	M	814
ELO	EAZ	LSW	(b) (6)	(b) (6)	6/4/2012	58	8/20/2012	8/3/2012	M	814
ELO	EAZ	LSW	(b) (6)	(b) (6)	6/4/2012	58	8/2/2012	8/3/2012	M	814
ELO	EAZ	LSW	(b) (6)	(b) (6)	6/5/2012	57	8/1/2012	8/4/2012	M	813
ELO	EAZ	LSW	(b) (6)	(b) (6)	6/5/2012	57	8/1/2012	8/4/2012	M	813
ELO	EAZ	LSW	(b) (6)	(b) (6)	6/5/2012	57	8/1/2012	8/4/2012	M	813

Case City Code	Hearing Loc Code	ID Code	Allen Number	Allen Full Name	Rec'd at EOIR Date	Days Pending	Latest Hearing Date	Projected 60th Day	Latest Hearing Calendar Type	Days Pending(2) as of today's date
ELO	EAZ	LSW	(b) (6)	(b) (6)	6/5/2012	57	9/13/2012	8/4/2012	I	813
ELO	EAZ	LSW			6/5/2012	57	8/1/2012	8/4/2012	M	813
ELO	EAZ	LSW			6/8/2012	54	8/14/2012	8/7/2012	M	810
ELO	EAZ	LSW			6/8/2012	54	8/1/2012	8/7/2012	M	810
ELO	EAZ	LSW			6/8/2012	54	8/1/2012	8/7/2012	M	810
ELO	EAZ	LSW			6/11/2012	51	9/4/2012	8/10/2012	I	807
ELO	EAZ	LSW			6/11/2012	51	8/2/2012	8/10/2012	M	807
ELO	EAZ	LSW			6/11/2012	51	8/6/2012	8/10/2012	M	807
ELO	EAZ	LSW			6/11/2012	51	8/9/2012	8/10/2012	M	807
ELO	EAZ	LSW			6/12/2012	50	8/16/2012	8/11/2012	M	806
ELO	EAZ	LSW			6/13/2012	49	8/14/2012	8/12/2012	M	805
ELO	EAZ	LSW			6/14/2012	48	8/28/2012	8/13/2012	I	804
ELO	EAZ	LSW			6/15/2012	47	8/16/2012	8/14/2012	M	802
ELO	EAZ	LSW			6/15/2012	47	8/1/2012	8/14/2012	I	803
ELO	EAZ	LSW			6/18/2012	44	8/16/2012	8/17/2012	M	800
ELO	EAZ	LSW			6/20/2012	42	9/20/2012	8/19/2012	I	798
ELO	EAZ	LSW			6/21/2012	41	8/9/2012	8/20/2012	I	797
ELO	EAZ	RAP			6/4/2012	58	8/21/2012	8/3/2012	M	814
ELO	EAZ	RAP			6/4/2012	58	8/29/2012	8/3/2012	M	814
ELO	EAZ	RAP			6/4/2012	58	8/20/2012	8/3/2012	M	814
ELO	EAZ	RAP			6/11/2012	51	8/1/2012	8/10/2012	M	807
ELO	EAZ	RAP			6/11/2012	51	9/19/2012	8/10/2012	I	807
ELO	EAZ	RAP			6/11/2012	51	8/23/2012	8/10/2012	M	807
ELO	EAZ	RAP			6/11/2012	51	8/23/2012	8/10/2012	M	807
ELO	EAZ	RAP			6/11/2012	51	8/1/2012	8/10/2012	M	807
ELO	EAZ	RAP			6/11/2012	51	8/1/2012	8/10/2012	M	807
ELO	EAZ	RAP			6/11/2012	51	8/28/2012	8/10/2012	M	807
ELO	EAZ	RAP	6/11/2012	51	8/20/2012	8/10/2012	I	807		
ELO	EAZ	RAP	6/12/2012	50	8/1/2012	8/11/2012	M	806		
ELO	EAZ	RAP	6/14/2012	48	8/1/2012	8/13/2012	M	804		
ELO	EAZ	RAP	6/15/2012	47	8/1/2012	8/14/2012	M	803		
ELO	EAZ	RAP	6/15/2012	47	9/19/2012	8/14/2012	M	802		
ELO	EAZ	RAP	6/19/2012	43	8/27/2012	8/18/2012	M	799		
ELO	EAZ	RAP	6/19/2012	43	8/27/2012	8/18/2012	M	799		
ELO	EAZ	RAP	6/19/2012	43	8/21/2012	8/18/2012	M	799		
ELO	EAZ	RAP	6/19/2012	43	8/28/2012	8/18/2012	M	799		
ELP	EPD	WLA	6/4/2012	58	9/5/2012	8/3/2012	M	814		
ELP	EPD	WLA	6/4/2012	58	10/9/2012	8/3/2012	I	813		
ELP	EPD	WLA	6/4/2012	58	9/5/2012	8/3/2012	M	814		
ELP	EPD	WLA	6/4/2012	58	9/5/2012	8/3/2012	M	814		
ELP	EPD	WLA	6/7/2012	55	9/4/2012	8/6/2012	I	811		
ELP	EPD	WLA	6/7/2012	55	9/12/2012	8/6/2012	M	811		
ELP	EPD	WLA	6/7/2012	55	8/15/2012	8/6/2012	M	811		
ELP	EPD	WLA	6/11/2012	51	8/8/2012	8/10/2012	M	807		
ELP	EPD	WLA	6/12/2012	50	9/17/2012	8/11/2012	M	806		
ELP	EPD	WLA	6/12/2012	50	8/16/2012	8/11/2012	M	806		
ELP	EPD	WLA	6/12/2012	50	9/13/2012	8/11/2012	M	806		
ELP	EPD	WLA	6/13/2012	49	8/30/2012	8/12/2012	M	805		
ELP	EPD	WLA	6/13/2012	49	8/16/2012	8/12/2012	M	804		
ELP	EPD	WLA	6/13/2012	49	9/12/2012	8/12/2012	M	805		
ELP	EPD	WLA	6/13/2012	49	8/29/2012	8/12/2012	M	805		
ELP	EPD	WLA	6/13/2012	49	8/29/2012	8/12/2012	M	805		
ELP	EPD	WLA	6/14/2012	48	8/9/2012	8/13/2012	M	804		
ELP	EPD	WLA	6/14/2012	48	8/23/2012	8/13/2012	M	804		
ELP	EPD	WLA	6/14/2012	48	8/27/2012	8/13/2012	M	804		
ELP	EPD	WLA	6/14/2012	48	9/24/2012	8/13/2012	I	804		
ELP	EPD	WLA	6/14/2012	48	8/23/2012	8/13/2012	M	804		
ELP	EPD	WLA	6/14/2012	48	9/6/2012	8/13/2012	M	804		
ELP	EPD	WLA	6/15/2012	47	8/16/2012	8/14/2012	M	803		
ELP	EPD	WLA	6/15/2012	47	9/13/2012	8/14/2012	M	803		
ELP	EPD	WLA	6/15/2012	47	9/12/2012	8/14/2012	M	803		
ELP	EPD	WLA	6/15/2012	47	9/13/2012	8/14/2012	M	803		
ELP	EPD	WLA	6/15/2012	47	9/17/2012	8/14/2012	M	803		
ELP	EPD	WLA	6/15/2012	47	9/13/2012	8/14/2012	M	803		
ELP	EPD	WLA	6/15/2012	47	8/20/2012	8/14/2012	M	803		
ELP	EPD	WLA	6/15/2012	47	8/27/2012	8/14/2012	M	803		
ELP	EPD	WLA	6/18/2012	44	9/13/2012	8/17/2012	M	800		
ELP	EPD	WLA	6/18/2012	44	9/13/2012	8/17/2012	M	800		
ELP	EPD	WLA	6/18/2012	44	9/26/2012	8/17/2012	I	800		
ELP	EPD	WLA	6/18/2012	44	9/12/2012	8/17/2012	M	800		
ELP	EPD	WLA	6/18/2012	44	9/12/2012	8/17/2012	M	800		
ELP	EPD	WLA	6/19/2012	43	9/19/2012	8/18/2012	M	799		
ELP	EPD	WLA	6/19/2012	43	8/16/2012	8/18/2012	I	799		
ELP	EPD	WLA	6/19/2012	43	9/19/2012	8/18/2012	M	799		
ELP	EPD	WLA	6/19/2012	43	8/29/2012	8/18/2012	I	799		
ELP	EPD	WLA	6/20/2012	42	8/20/2012	8/19/2012	I	798		

Base City Code	Hearing Loc Code	JJ Code	Alton Number	Alton Full Name	Rec'd at EOIR Date	Days Pending	Latest Hearing Date	Projected 60th Day	Latest Hearing Calendar Type	Days Pending(7) as of today's date
ELP	EPD	WLA	(b)	(6)	6/20/2012	42	9/19/2012	8/19/2012	M	798
ELP	EPD	WLA	(b)	(6)	6/20/2012	42	8/9/2012	8/19/2012	M	798
ELP	EPD	WLA	(b)	(6)	6/20/2012	42	9/19/2012	8/19/2012	M	798
ELP	EPD	WLA	(b)	(6)	6/20/2012	42	8/9/2012	8/19/2012	M	798
ELP	EPD	WLA	(b)	(6)	6/22/2012	40	8/15/2012	8/21/2012	M	796
ELP	EPD	WLA	(b)	(6)	6/22/2012	40	8/9/2012	8/21/2012	M	796
ELP	EPD	WLA	(b)	(6)	6/22/2012	40	8/15/2012	8/21/2012	M	796
ELP	EPD	WLA	(b)	(6)	6/22/2012	40	8/20/2012	8/21/2012	M	796
ELP	EPD	WLA	(b)	(6)	6/8/2012	54	1/11/2012	8/7/2012	M	810
ELP	OTO	GRG	(b)	(6)	6/5/2012	57	8/9/2012	8/4/2012	M	813
ELP	OTO	GRG	(b)	(6)	6/5/2012	57	8/9/2012	8/4/2012	M	813
ELP	OTO	GRG	(b)	(6)	6/6/2012	56	8/16/2012	8/5/2012	M	811
ELP	OTO	GRG	(b)	(6)	6/6/2012	56	8/7/2012	8/5/2012	M	812
ELP	OTO	GRG	(b)	(6)	6/7/2012	55	8/6/2012	8/6/2012	M	811
ELP	OTO	GRG	(b)	(6)	6/11/2012	51	8/14/2012	8/10/2012	I	807
ELP	OTO	GRG	(b)	(6)	6/11/2012	51	8/2/2012	8/10/2012	M	807
ELP	OTO	GRG	(b)	(6)	6/11/2012	51	9/4/2012	8/10/2012	M	807
ELP	OTO	GRG	(b)	(6)	6/11/2012	51	8/13/2012	8/10/2012	I	807
ELP	OTO	GRG	(b)	(6)	6/11/2012	51	8/30/2012	8/10/2012	M	807
ELP	OTO	GRG	(b)	(6)	6/12/2012	50	8/6/2012	8/11/2012	M	806
ELP	OTO	TCR	(b)	(6)	6/5/2012	57	8/30/2012	8/4/2012	M	813
ELP	OTO	TCR	(b)	(6)	6/7/2012	55	8/3/2012	8/6/2012	M	811
ELP	OTO	TCR	(b)	(6)	6/7/2012	55	8/6/2012	8/6/2012	M	811
ELP	OTO	TCR	(b)	(6)	6/11/2012	51	8/6/2012	8/10/2012	M	807
ELP	OTO	TCR	(b)	(6)	6/11/2012	51	8/6/2012	8/10/2012	M	807
ELP	OTO	TCR	(b)	(6)	6/12/2012	50	8/6/2012	8/11/2012	M	806
ELP	OTO	TCR	(b)	(6)	6/12/2012	50	8/2/2012	8/11/2012	M	806
ELP	OTO	TCR	(b)	(6)	6/18/2012	44	8/8/2012	8/17/2012	M	800
ELP	OTO	TCR	(b)	(6)	6/18/2012	44	8/13/2012	8/17/2012	M	800
ELP	OTO	TCR	(b)	(6)	6/18/2012	44	8/13/2012	8/17/2012	M	800
ELZ	DLH	DH	(b)	(6)	6/7/2012	55	9/5/2012	8/6/2012	I	811
ELZ	DLH	DH	(b)	(6)	6/7/2012	55	8/24/2012	8/6/2012	I	811
ELZ	DLH	DH	(b)	(6)	6/7/2012	55	8/15/2012	8/6/2012	I	811
ELZ	DLH	DH	(b)	(6)	6/8/2012	54	8/31/2012	8/7/2012	I	809
ELZ	DLH	DH	(b)	(6)	6/19/2012	43	8/2/2012	8/18/2012	M	799
ELZ	DLH	MT	(b)	(6)	6/4/2012	58	8/2/2012	8/3/2012	M	814
ELZ	DLH	MT	(b)	(6)	6/5/2012	57	8/1/2012	8/4/2012	M	813
ELZ	DLH	MT	(b)	(6)	6/7/2012	55	8/15/2012	8/6/2012	I	811
ELZ	DLH	MT	(b)	(6)	6/7/2012	55	8/6/2012	8/6/2012	M	811
ELZ	DLH	MT	(b)	(6)	6/11/2012	51	8/6/2012	8/10/2012	M	807
ELZ	DLH	MT	(b)	(6)	6/13/2012	49	8/13/2012	8/12/2012	M	805
ELZ	DLH	MT	(b)	(6)	6/19/2012	43	8/6/2012	8/18/2012	M	799
ELZ	ELZ	DH	(b)	(6)	6/5/2012	57	8/2/2012	8/4/2012	M	813
ELZ	ELZ	DH	(b)	(6)	6/7/2012	55	9/6/2012	8/6/2012	I	811
ELZ	ELZ	DH	(b)	(6)	6/20/2012	42	8/2/2012	8/19/2012	M	798
ELZ	ELZ	DH	(b)	(6)	6/20/2012	42	8/7/2012	8/19/2012	M	798
ELZ	ELZ	MT	(b)	(6)	6/4/2012	58	8/16/2012	8/3/2012	I	814
ELZ	ELZ	MT	(b)	(6)	6/5/2012	57	8/9/2012	8/4/2012	M	813
ELZ	ELZ	MT	(b)	(6)	6/5/2012	57	8/2/2012	8/4/2012	M	813
ELZ	ELZ	MT	(b)	(6)	6/12/2012	50	8/2/2012	8/11/2012	M	806
ELZ	ELZ	MT	(b)	(6)	6/19/2012	43	8/2/2012	8/18/2012	M	799
ELZ	ELZ	MT	(b)	(6)	6/20/2012	42	8/2/2012	8/19/2012	M	798
FLO	FLO	BAT	(b)	(6)	6/5/2012	57	9/6/2012	8/4/2012	I	813
FLO	FLO	BAT	(b)	(6)	6/6/2012	56	8/27/2012	8/5/2012	M	812
FLO	FLO	BAT	(b)	(6)	6/6/2012	56	8/27/2012	8/5/2012	M	812
FLO	FLO	BAT	(b)	(6)	6/7/2012	55	8/29/2012	8/6/2012	I	811
FLO	FLO	BAT	(b)	(6)	6/7/2012	55	9/25/2012	8/6/2012	M	811
FLO	FLO	BAT	(b)	(6)	6/7/2012	55	8/28/2012	8/6/2012	M	811
FLO	FLO	BAT	(b)	(6)	6/12/2012	50	9/4/2012	8/11/2012	M	806
FLO	FLO	BAT	(b)	(6)	6/13/2012	49	9/24/2012	8/12/2012	M	805
FLO	FLO	BAT	(b)	(6)	6/13/2012	49	8/30/2012	8/12/2012	M	805
FLO	FLO	BAT	(b)	(6)	6/14/2012	48	9/20/2012	8/13/2012	M	804
FLO	FLO	BAT	(b)	(6)	6/15/2012	47	8/20/2012	8/14/2012	M	803
FLO	FLO	BAT	(b)	(6)	6/15/2012	47	8/2/2012	8/14/2012	M	803
FLO	FLO	BAT	(b)	(6)	6/15/2012	47	8/6/2012	8/14/2012	M	803
FLO	FLO	BAT	(b)	(6)	6/15/2012	47	8/2/2012	8/14/2012	M	803
FLO	FLO	BAT	(b)	(6)	6/18/2012	44	8/6/2012	8/17/2012	M	800
FLO	FLO	BAT	(b)	(6)	6/18/2012	44	8/6/2012	8/17/2012	M	800
FLO	FLO	BAT	(b)	(6)	6/18/2012	44	8/6/2012	8/17/2012	M	800
FLO	FLO	BAT	(b)	(6)	6/19/2012	43	9/20/2012	8/18/2012	M	799
FLO	FLO	BAT	(b)	(6)	6/19/2012	43	8/9/2012	8/18/2012	M	799
FLO	FLO	BAT	(b)	(6)	6/19/2012	43	9/20/2012	8/18/2012	M	799
FLO	FLO	BAT	(b)	(6)	6/19/2012	43	9/20/2012	8/18/2012	M	799
FLO	FLO	BAT	(b)	(6)	6/19/2012	43	8/9/2012	8/18/2012	M	799
FLO	FLO	BAT	(b)	(6)	6/19/2012	43	8/9/2012	8/18/2012	M	799

Base City Code	Hearing Loc Code	ID Code	Alien Number	Alien Full Name	Rec'd at EOIR Date	Days Pending	Latest Hearing Date	Projected 60th Day	Latest Hearing Calendar Type	Days Pending(2) as of today's date
FLO	FLO	BAT	(b) (6)		6/19/2012	43	8/9/2012	8/18/2012	M	799
FLO	FLO	BAT			6/19/2012	43	8/9/2012	8/18/2012	M	799
FLO	FLO	BAT			6/19/2012	43	9/25/2012	8/18/2012	M	799
FLO	FLO	BAT			6/19/2012	43	8/21/2012	8/18/2012	M	799
FLO	FLO	BAT			6/20/2012	42	8/1/2012	8/19/2012	M	798
FLO	FLO	BAT			6/22/2012	40	8/8/2012	8/21/2012	M	796
FLO	FLO	RCH			6/21/2012	41	8/16/2012	8/20/2012	I	797
FLO	FLO	SAR			6/4/2012	58	8/21/2012	8/3/2012	M	814
FLO	FLO	SAR			6/5/2012	57	9/5/2012	8/4/2012	I	812
FLO	FLO	SAR			6/5/2012	57	8/29/2012	8/4/2012	M	813
FLO	FLO	SAR			6/7/2012	55	8/24/2012	8/6/2012	I	811
FLO	FLO	SAR			6/7/2012	55	8/28/2012	8/6/2012	M	811
FLO	FLO	SAR			6/7/2012	55	8/13/2012	8/6/2012	M	811
FLO	FLO	SAR			6/7/2012	55	8/21/2012	8/6/2012	M	811
FLO	FLO	SAR			6/8/2012	54		8/7/2012		810
FLO	FLO	SAR			6/11/2012	51	8/16/2012	8/10/2012	I	807
FLO	FLO	SAR			6/11/2012	51	8/8/2012	8/10/2012	M	807
FLO	FLO	SAR			6/11/2012	51	8/6/2012	8/10/2012	M	807
FLO	FLO	SAR			6/11/2012	51	8/30/2012	8/10/2012	M	807
FLO	FLO	SAR			6/12/2012	50	8/28/2012	8/11/2012	M	806
FLO	FLO	SAR			6/14/2012	48	8/28/2012	8/13/2012	M	804
FLO	FLO	SAR			6/14/2012	48	8/6/2012	8/13/2012	M	803
FLO	FLO	SAR			6/14/2012	48	8/6/2012	8/13/2012	M	804
FLO	FLO	SAR			6/15/2012	47	8/8/2012	8/14/2012	M	803
FLO	FLO	SAR			6/18/2012	44	8/29/2012	8/17/2012	M	800
FLO	FLO	SAR			6/18/2012	44	9/25/2012	8/17/2012	M	800
FLO	FLO	SAR			6/18/2012	44	9/4/2012	8/17/2012	M	800
FLO	FLO	SAR			6/19/2012	43	8/16/2012	8/18/2012	I	799
FLO	FLO	SAR			6/20/2012	42	8/7/2012	8/19/2012	M	798
FLO	FLO	SAR			6/21/2012	41	8/9/2012	8/20/2012	M	797
FLO	FLO	SAR			6/21/2012	41	8/9/2012	8/20/2012	M	797
FLO	FLO	SAR			6/21/2012	41	8/13/2012	8/20/2012	M	796
FLO	FLO	SAR			6/22/2012	40	8/8/2012	8/21/2012	M	796
FLO	FLO	SAR			6/22/2012	40	9/26/2012	8/21/2012	M	796
HOD	HOD	JLB			6/4/2012	58	8/2/2012	8/3/2012	I	813
HOD	HOD	JLB			6/4/2012	58	9/27/2012	8/3/2012	I	814
HOD	HOD	JLB			6/4/2012	58	9/24/2012	8/3/2012	I	814
HOD	HOD	JLB			6/4/2012	58	9/24/2012	8/3/2012	I	813
HOD	HOD	JLB			6/4/2012	58	8/30/2012	8/3/2012	I	814
HOD	HOD	JLB			6/5/2012	57	8/28/2012	8/4/2012	M	813
HOD	HOD	JLB			6/6/2012	56	8/2/2012	8/5/2012	M	812
HOD	HOD	JLB			6/6/2012	56	9/20/2012	8/5/2012	I	812
HOD	HOD	JLB			6/6/2012	56	10/2/2012	8/5/2012	I	812
HOD	HOD	JLB			6/7/2012	55	9/18/2012	8/6/2012	M	810
HOD	HOD	JLB			6/7/2012	55	9/12/2012	8/6/2012	I	810
HOD	HOD	JLB	6/7/2012	55	9/26/2012	8/6/2012	I	810		
HOD	HOD	JLB	6/8/2012	54	9/26/2012	8/7/2012	I	810		
HOD	HOD	JLB	6/8/2012	54	10/17/2012	8/7/2012	I	809		
HOD	HOD	JLB	6/11/2012	51	9/17/2012	8/10/2012	I	807		
HOD	HOD	JLB	6/11/2012	51	8/28/2012	8/10/2012	M	807		
HOD	HOD	JLB	6/11/2012	51	10/3/2012	8/10/2012	I	807		
HOD	HOD	JLB	6/12/2012	50	9/19/2012	8/11/2012	I	806		
HOD	HOD	JLB	6/12/2012	50	8/7/2012	8/11/2012	M	805		
HOD	HOD	JLB	6/13/2012	49	8/7/2012	8/12/2012	M	805		
HOD	HOD	JLB	6/13/2012	49	8/2/2012	8/12/2012	M	805		
HOD	HOD	JLB	6/15/2012	47	8/21/2012	8/14/2012	M	803		
HOD	HOD	JLB	6/18/2012	44	8/8/2012	8/17/2012	I	800		
HOD	HOD	JLB	6/18/2012	44	7/17/2012	8/17/2012	M	800		
HOD	HOD	JLB	6/18/2012	44	8/9/2012	8/17/2012	M	799		
HOD	HOD	JLB	6/18/2012	44	8/21/2012	8/17/2012	M	800		
HOD	HOD	JLB	6/18/2012	44	8/14/2012	8/17/2012	M	800		
HOD	HOD	JLB	6/19/2012	43	8/14/2012	8/18/2012	M	799		
HOD	HOD	JLB	6/19/2012	43	8/14/2012	8/18/2012	M	798		
HOD	HOD	JLB	6/19/2012	43	8/2/2012	8/18/2012	M	798		
HOD	HOD	JLB	6/20/2012	42	8/14/2012	8/19/2012	M	798		
HOD	HOD	JLB	6/20/2012	42	8/14/2012	8/19/2012	M	798		
HOD	HOD	JLB	6/20/2012	42	7/31/2012	8/19/2012	M	798		
HOD	HOD	JLB	6/20/2012	42	8/14/2012	8/19/2012	M	798		
HOD	HOD	JLB	6/20/2012	42	8/2/2012	8/19/2012	M	798		
HOD	HOD	JLB	6/20/2012	42	8/14/2012	8/19/2012	M	798		
HOD	HOD	JLB	6/20/2012	42	8/14/2012	8/19/2012	M	798		
HOD	HOD	JLB	6/21/2012	41	9/10/2012	8/20/2012	I	796		
HOD	HOD	JLB	6/21/2012	41	8/21/2012	8/20/2012	M	797		
HOD	HOD	JLB	6/21/2012	41	8/2/2012	8/20/2012	M	797		
HOD	HOD	JLB	6/22/2012	40	8/15/2012	8/21/2012	I	796		
HOD	HOD	JLB	6/22/2012	40	9/11/2012	8/21/2012	M	796		

Base City Code	Hearing Loc Code	IJ Code	Alien Number	Alien Full Name	Rec'd at EOIR Date	Days Pending	Latest Hearing Date	Projected 60th Day	Latest Hearing Calendar Type	Days Pending(2) as of today's date
HOD	HOD	JLB			6/22/2012	40	8/2/2012	8/21/2012	M	796
HOD	POK	HR			6/4/2012	58	8/9/2012	8/3/2012	M	814
HOD	POK	HR			6/4/2012	58	8/7/2012	8/3/2012	M	814
HOD	POK	HR			6/4/2012	58	8/9/2012	8/3/2012	M	814
HOD	POK	HR			6/4/2012	58	8/3/2012	8/3/2012	M	814
HOD	POK	HR			6/4/2012	58	8/23/2012	8/3/2012	M	814
HOD	POK	HR			6/4/2012	58	8/20/2012	8/3/2012	M	814
HOD	POK	HR			6/4/2012	58	8/7/2012	8/3/2012	M	814
HOD	POK	HR			6/4/2012	58	8/6/2012	8/3/2012	M	814
HOD	POK	HR			6/5/2012	57	8/20/2012	8/4/2012	M	813
HOD	POK	HR			6/5/2012	57	8/27/2012	8/4/2012	M	813
HOD	POK	HR			6/5/2012	57	8/9/2012	8/4/2012	M	813
HOD	POK	HR			6/5/2012	57	8/20/2012	8/4/2012	M	813
HOD	POK	HR			6/5/2012	57	7/30/2012	8/4/2012	M	813
HOD	POK	HR			6/5/2012	57	8/27/2012	8/4/2012	M	813
HOD	POK	HR			6/5/2012	57	8/20/2012	8/4/2012	M	813
HOD	POK	HR			6/5/2012	57	8/20/2012	8/4/2012	M	813
HOD	POK	HR			6/5/2012	57	6/27/2012	8/4/2012	M	813
HOD	POK	HR			6/6/2012	56	8/6/2012	8/5/2012	M	812
HOD	POK	HR			6/6/2012	56	8/9/2012	8/5/2012	M	812
HOD	POK	HR			6/6/2012	56	8/27/2012	8/5/2012	M	812
HOD	POK	HR			6/7/2012	55	8/2/2012	8/6/2012	M	811
HOD	POK	HR			6/8/2012	54	8/21/2012	8/7/2012	M	809
HOD	POK	HR			6/8/2012	54	8/1/2012	8/7/2012	M	809
HOD	POK	HR			6/8/2012	54	8/27/2012	8/7/2012	M	810
HOD	POK	HR			6/11/2012	51	8/27/2012	8/10/2012	M	807
HOD	POK	HR			6/11/2012	51	8/30/2012	8/10/2012	M	807
HOD	POK	HR			6/11/2012	51	8/21/2012	8/10/2012	M	807
HOD	POK	HR			6/11/2012	51	8/21/2012	8/10/2012	M	807
HOD	POK	HR			6/11/2012	51	8/21/2012	8/10/2012	M	807
HOD	POK	HR			6/11/2012	51	8/22/2012	8/10/2012	M	807
HOD	POK	HR			6/12/2012	50	8/27/2012	8/11/2012	M	806
HOD	POK	HR			6/12/2012	50	8/2/2012	8/11/2012	M	806
HOD	POK	HR			6/13/2012	49	8/23/2012	8/12/2012	M	805
HOD	POK	HR			6/13/2012	49	8/28/2012	8/12/2012	M	805
HOD	POK	HR			6/13/2012	49	8/9/2012	8/12/2012	M	805
HOD	POK	HR			6/13/2012	49	8/29/2012	8/12/2012	M	805
HOD	POK	HR			6/13/2012	49	8/22/2012	8/12/2012	M	805
HOD	POK	HR			6/13/2012	49	8/27/2012	8/12/2012	M	805
HOD	POK	HR			6/13/2012	49	8/7/2012	8/12/2012	M	805
HOD	POK	HR			6/13/2012	49	8/27/2012	8/12/2012	M	805
HOD	POK	HR			6/13/2012	49	8/8/2012	8/12/2012	M	805
HOD	POK	HR			6/15/2012	47	8/27/2012	8/14/2012	M	803
HOD	POK	HR			6/19/2012	43	8/23/2012	8/18/2012	M	799
HOD	POK	HR			6/19/2012	43	8/23/2012	8/18/2012	M	799
HOD	POK	HR			6/19/2012	43	8/30/2012	8/18/2012	M	799
HOD	POK	HR			6/21/2012	41	8/1/2012	8/20/2012	M	797
HOD	POK	HR			6/22/2012	40	8/23/2012	8/21/2012	M	796
HOD	POK	SEG			6/6/2012	56	8/3/2012	8/5/2012	M	812
HOD	POK	SEG			6/6/2012	56	8/13/2012	8/5/2012	I	812
HOD	POK	SEG			6/7/2012	55	8/1/2012	8/6/2012	I	811
HOD	POK	SEG			6/8/2012	54	8/8/2012	8/7/2012	M	810
HOD	POK	SEG			6/11/2012	51	8/17/2012	8/10/2012	M	807
HOD	POK	SEG			6/11/2012	51	8/21/2012	8/10/2012	I	807
HOD	POK	SEG			6/15/2012	47	8/16/2012	8/14/2012	M	803
HOD	POK	SEG			6/18/2012	44	8/16/2012	8/17/2012	M	800
HOD	POK	SEG			6/18/2012	44	8/15/2012	8/17/2012	I	799
HOD	POK	SEG			6/18/2012	44	8/21/2012	8/17/2012	I	800
HOD	POK	SEG			6/18/2012	44	8/22/2012	8/17/2012	M	800
HOD	POK	SEG			6/18/2012	44	8/16/2012	8/17/2012	M	800
HOD	POK	SEG			6/19/2012	43	8/2/2012	8/18/2012	M	799
HOD	POK	SEG			6/19/2012	43	8/1/2012	8/18/2012	M	799
HOD	POK	SEG			6/19/2012	43	8/1/2012	8/18/2012	M	799
HOD	POK	SEG			6/20/2012	42	8/7/2012	8/19/2012	M	798
HOD	POK	SEG			6/20/2012	42	8/2/2012	8/19/2012	M	798
HOD	POK	SEG			6/20/2012	42	8/3/2012	8/19/2012	M	798
HOD	POK	SEG			6/20/2012	42	8/2/2012	8/19/2012	M	798
HOD	POK	SEG			6/20/2012	42	8/9/2012	8/19/2012	M	798
HOD	POK	SEG			6/20/2012	42	8/7/2012	8/19/2012	M	798
HOD	POK	SEG			6/20/2012	42	8/7/2012	8/19/2012	M	798
HOD	POK	SEG			6/20/2012	42	8/3/2012	8/19/2012	M	798
HOD	POK	SEG			6/21/2012	41	8/13/2012	8/20/2012	M	797
HOD	POK	SEG			6/21/2012	41	8/7/2012	8/20/2012	M	797
HOD	POK	SEG			6/22/2012	40	8/2/2012	8/21/2012	M	796
HOD	POK	SEG			6/22/2012	40	8/14/2012	8/21/2012	M	796

Base City Code	Hearing Loc Code	ID Code	Alien Number	Alien Full Name	Rec'd at EOIR Date	Days Pending	Latest Hearing Date	Projected 60th Day	Latest Hearing Calendar Type	Days Pending(2) as of today's date
HOD	POK	SEG	(b) (6)		6/22/2012	40	8/14/2012	8/21/2012	I	796
HOD	POK	SEG			6/22/2012	40	8/14/2012	8/21/2012	M	796
HOD	POK	SEG			6/22/2012	40	8/13/2012	8/21/2012	M	796
HOD	POK	SEG			6/22/2012	40	8/1/2012	8/21/2012	M	796
HON	HND	CMW			6/12/2012	50	8/2/2012	8/11/2012	M	806
HON	HND	CMW			6/19/2012	43	8/16/2012	8/18/2012	M	799
HOU	HOU	CBA			6/15/2012	47	7/2/2013	8/14/2012	M	803
HOU	HOU	CBA			6/18/2012	44	7/9/2013	8/17/2012	M	800
HOU	HOU	CBA			6/19/2012	43	7/16/2013	8/18/2012	M	798
HOU	HOU	CMR			6/18/2012	44	7/24/2013	8/17/2012	M	800
HOU	HOU	CMR			6/18/2012	44	7/24/2013	8/17/2012	M	800
HOU	HOU	CMR			6/18/2012	44	7/24/2013	8/17/2012	M	800
HOU	HOU	CMR			6/18/2012	44	7/24/2013	8/17/2012	M	800
IMP	ELC	HPI			6/8/2012	54	7/30/2012	8/7/2012	I	809
IMP	ELC	HPI			6/13/2012	49	8/1/2012	8/12/2012	M	805
IMP	ELC	JWS			6/4/2012	58		8/3/2012		814
IMP	ELC	JWS			6/4/2012	58	8/9/2012	8/3/2012	M	814
IMP	ELC	JWS			6/5/2012	57		8/4/2012		813
IMP	ELC	JWS			6/5/2012	57	9/10/2012	8/4/2012	I	812
IMP	ELC	JWS			6/7/2012	55		8/6/2012		811
IMP	ELC	JWS			6/11/2012	51	8/15/2012	8/10/2012	I	807
IMP	ELC	JWS			6/11/2012	51		8/10/2012		807
IMP	ELC	JWS			6/12/2012	50	8/20/2012	8/11/2012	M	806
IMP	ELC	JWS			6/13/2012	49	8/20/2012	8/12/2012	M	805
IMP	ELC	JWS			6/18/2012	44	8/22/2012	8/17/2012	I	799
IMP	ELC	JWS			6/18/2012	44	8/16/2012	8/17/2012	I	800
IMP	ELC	JWS			6/18/2012	44	8/9/2012	8/17/2012	I	800
IMP	ELC	JWS			6/18/2012	44	8/13/2012	8/17/2012	M	800
IMP	ELC	JWS			6/18/2012	44	8/13/2012	8/17/2012	M	800
IMP	ELC	JWS			6/18/2012	44	8/13/2012	8/17/2012	M	800
IMP	ELC	JWS			6/20/2012	42		8/19/2012		798
IMP	ELC	JWS			6/21/2012	41	8/21/2012	8/20/2012	I	797
IMP	ELC	JWS			6/21/2012	41		8/20/2012		797
IMP	ELC	VJ1			6/4/2012	58	8/15/2012	8/3/2012	M	814
IMP	ELC	VJ1			6/4/2012	58		8/3/2012		814
IMP	ELC	VJ1	6/4/2012	58	8/15/2012	8/3/2012	M	814		
IMP	ELC	VJ1	6/5/2012	57	8/30/2012	8/4/2012	I	813		
IMP	ELC	VJ1	6/5/2012	57	8/13/2012	8/4/2012	I	813		
IMP	ELC	VJ1	6/13/2012	49	8/14/2012	8/12/2012	M	805		
IMP	ELC	VJ1	6/18/2012	44	8/14/2012	8/17/2012	M	800		
IMP	ELC	VJ1	6/18/2012	44	8/14/2012	8/17/2012	M	800		
IMP	ELC	VJ1	6/19/2012	43	8/28/2012	8/18/2012	M	798		
IMP	ELC	VJ1	6/20/2012	42	8/14/2012	8/19/2012	M	798		
IMP	ELC	VJ1	6/20/2012	42		8/19/2012		798		
IMP	ELC	VJ1	6/21/2012	41	8/14/2012	8/20/2012	M	797		
KAN	KAD	JRO	6/4/2012	58	8/7/2012	8/3/2012	M	814		
KAN	KAD	JRO	6/12/2012	50	8/28/2012	8/11/2012	M	806		
KAN	KAD	JRO	6/12/2012	50	8/7/2012	8/11/2012	M	806		
KAN	KAD	JRO	6/14/2012	48	8/7/2012	8/13/2012	M	804		
KAN	KAD	JRO	6/14/2012	48	8/7/2012	8/13/2012	M	804		
KAN	KAD	JRO	6/18/2012	44	8/7/2012	8/17/2012	M	800		
KAN	KAD	JRO	6/18/2012	44	8/21/2012	8/17/2012	M	800		
KAN	KAD	JRO	6/19/2012	43	8/7/2012	8/18/2012	M	799		
KAN	KAD	JRO	6/19/2012	43	8/21/2012	8/18/2012	M	799		
KAN	KAD	JRO	6/19/2012	43	7/10/2012	8/18/2012	M	799		
KAN	KAD	JRO	6/20/2012	42	8/21/2012	8/19/2012	I	798		
KAN	KAD	JRO	6/21/2012	41	8/21/2012	8/20/2012	M	797		
KAN	KAD	JRO	6/22/2012	40	8/21/2012	8/21/2012	M	796		
KAN	KAD	JRO	6/22/2012	40	8/21/2012	8/21/2012	M	796		
KAN	KAD	PD1	6/5/2012	57	8/9/2012	8/4/2012	M	813		
KAN	KAD	PD1	6/13/2012	49	7/19/2012	8/12/2012	M	805		
KAN	KAD	PD1	6/13/2012	49	8/2/2012	8/12/2012	M	805		
KAN	KAD	PD1	6/15/2012	47	8/9/2012	8/14/2012	M	803		
KAN	KAD	PD1	6/18/2012	44	8/2/2012	8/17/2012	M	800		
KAN	KAN	PD1	6/12/2012	50	5/28/2013	8/11/2012	M	805		
KRO	BTC	RJF	6/6/2012	56	10/5/2012	8/5/2012	I	812		
KRO	BTC	RJF	6/7/2012	55	9/5/2012	8/6/2012	I	811		
KRO	BTC	RJF	6/8/2012	54	8/14/2012	8/7/2012	M	810		
KRO	BTC	RJF	6/8/2012	54	8/7/2012	8/7/2012	M	810		
KRO	BTC	RJF	6/8/2012	54	8/29/2012	8/7/2012	I	810		
KRO	BTC	RJF	6/11/2012	51	8/10/2012	8/10/2012	M	807		
KRO	BTC	RJF	6/11/2012	51	8/27/2012	8/10/2012	I	807		
KRO	BTC	RJF	6/11/2012	51	8/6/2012	8/10/2012	I	807		
KRO	BTC	RJF	6/11/2012	51	8/17/2012	8/10/2012	I	807		
KRO	BTC	RJF	6/12/2012	50	8/2/2012	8/11/2012	M	806		
KRO	BTC	RJF	6/12/2012	50	9/10/2012	8/11/2012	I	806		

Case City Code	Hearing Loc Code	ID Code	Alien Number	Alien Full Name	Rec'd at EOIR Date	Days Pending	Latest Hearing Date	Projected 60th Day	Latest Hearing Calendar Type	Days Pending (7) as of today's date
KRO	BTC	RJF			6/12/2012	50	8/9/2012	8/11/2012	M	806
KRO	BTC	RJF			6/13/2012	49	9/26/2012	8/12/2012	I	805
KRO	BTC	RJF			6/14/2012	48	8/2/2012	8/13/2012	M	804
KRO	BTC	RJF			6/14/2012	48	8/2/2012	8/13/2012	M	804
KRO	BTC	RJF			6/14/2012	48	8/2/2012	8/13/2012	M	804
KRO	BTC	RJF			6/14/2012	48	8/14/2012	8/13/2012	M	804
KRO	BTC	RJF			6/14/2012	48	8/2/2012	8/13/2012	M	804
KRO	BTC	RJF			6/14/2012	48	8/2/2012	8/13/2012	M	804
KRO	BTC	RJF			6/14/2012	48	7/12/2012	8/13/2012	M	804
KRO	BTC	RJF			6/15/2012	47	9/24/2012	8/14/2012	I	803
KRO	BTC	RJF			6/15/2012	47	8/14/2012	8/14/2012	M	803
KRO	BTC	RJF			6/15/2012	47	8/21/2012	8/14/2012	M	803
KRO	BTC	RJF			6/15/2012	47	8/16/2012	8/14/2012	M	803
KRO	BTC	RJF			6/18/2012	44	8/9/2012	8/17/2012	M	800
KRO	BTC	RJF			6/18/2012	44	8/27/2012	8/17/2012	I	800
KRO	BTC	RJF			6/18/2012	44	8/14/2012	8/17/2012	M	800
KRO	BTC	RJF			6/19/2012	43	8/14/2012	8/18/2012	M	799
KRO	BTC	RJF			6/19/2012	43	8/2/2012	8/18/2012	M	799
KRO	BTC	RJF			6/20/2012	42	8/9/2012	8/19/2012	M	798
KRO	BTC	RJF			6/20/2012	42	8/7/2012	8/19/2012	M	798
KRO	BTC	RJF			6/20/2012	42	8/16/2012	8/19/2012	M	798
KRO	BTC	RJF			6/21/2012	41	8/23/2012	8/20/2012	M	797
KRO	BTC	RJF			6/21/2012	41	8/2/2012	8/20/2012	M	797
KRO	BTC	RJF			6/21/2012	41	8/14/2012	8/20/2012	M	797
KRO	BTC	RJF			6/21/2012	41	8/7/2012	8/20/2012	M	797
KRO	BTC	RJF			6/22/2012	40	8/14/2012	8/21/2012	M	796
KRO	GCP	HKM			6/5/2012	57	8/10/2012	8/4/2012	I	813
KRO	GCP	JO			6/5/2012	57	8/15/2012	8/4/2012	I	813
KRO	GCP	JO			6/5/2012	57	8/9/2012	8/4/2012	M	813
KRO	GCP	JO			6/5/2012	57	8/16/2012	8/4/2012	M	813
KRO	GCP	JO			6/5/2012	57	8/7/2012	8/4/2012	M	813
KRO	GCP	JO			6/6/2012	56	6/12/2012	8/5/2012	M	812
KRO	GCP	JO			6/6/2012	56	8/2/2012	8/5/2012	M	812
KRO	GCP	JO			6/11/2012	51	8/29/2012	8/10/2012	I	807
KRO	GCP	JO			6/12/2012	50	8/7/2012	8/11/2012	M	806
KRO	GCP	JO			6/14/2012	48	8/15/2012	8/13/2012	I	804
KRO	GCP	JO			6/20/2012	42	8/9/2012	8/19/2012	M	798
KRO	GCP	JO			6/20/2012	42	8/7/2012	8/19/2012	M	798
KRO	GCP	JO			6/21/2012	41	8/2/2012	8/20/2012	M	797
KRO	KRO	AO			6/4/2012	58	8/6/2012	8/3/2012	M	814
KRO	KRO	AO			6/4/2012	58	8/17/2012	8/3/2012	I	814
KRO	KRO	ao			6/4/2012	58	8/9/2012	8/3/2012	I	814
KRO	KRO	ao			6/5/2012	57	8/7/2012	8/4/2012	I	813
KRO	KRO	ao			6/5/2012	57	8/6/2012	8/4/2012	I	813
KRO	KRO	AO			6/5/2012	57	8/23/2012	8/4/2012	M	813
KRO	KRO	ao			6/6/2012	56	8/9/2012	8/5/2012	I	812
KRO	KRO	AO			6/6/2012	56	8/6/2012	8/5/2012	M	812
KRO	KRO	ao			6/7/2012	55	8/23/2012	8/6/2012	I	811
KRO	KRO	AO			6/8/2012	54	8/31/2012	8/7/2012	I	810
KRO	KRO	AO			6/12/2012	50	8/2/2012	8/11/2012	M	806
KRO	KRO	AO			6/12/2012	50	8/2/2012	8/11/2012	M	806
KRO	KRO	AO			6/12/2012	50	8/7/2012	8/11/2012	M	806
KRO	KRO	AO			6/12/2012	50		8/11/2012		806
KRO	KRO	ao			6/15/2012	47	8/23/2012	8/14/2012	I	803
KRO	KRO	AO			6/15/2012	47	8/6/2012	8/14/2012	M	803
KRO	KRO	AO			6/15/2012	47	8/2/2012	8/14/2012	M	803
KRO	KRO	AO			6/19/2012	43	8/6/2012	8/18/2012	M	798
KRO	KRO	AO			6/20/2012	42	8/2/2012	8/19/2012	M	797
KRO	KRO	AO			6/22/2012	40	8/13/2012	8/21/2012	M	796
KRO	KRO	AO			6/22/2012	40	8/7/2012	8/21/2012	M	796
KRO	KRO	AO			6/22/2012	40	8/2/2012	8/21/2012	M	796
KRO	KRO	AO			6/22/2012	40	8/7/2012	8/21/2012	M	796
KRO	KRO	AO			6/22/2012	40	8/21/2012	8/21/2012	M	796
KRO	KRO	DNS			6/7/2012	55	9/6/2012	8/6/2012	I	811
KRO	KRO	DNS			6/7/2012	55	8/7/2012	8/6/2012	M	811
KRO	KRO	DNS			6/7/2012	55	8/6/2012	8/6/2012	M	811
KRO	KRO	DNS			6/7/2012	55	8/9/2012	8/6/2012	M	811
KRO	KRO	DNS			6/7/2012	55	8/8/2012	8/6/2012	I	811
KRO	KRO	DNS			6/7/2012	55	8/13/2012	8/6/2012	M	811
KRO	KRO	DNS			6/7/2012	55	8/2/2012	8/6/2012	M	811
KRO	KRO	DNS			6/7/2012	55	8/8/2012	8/6/2012	I	811
KRO	KRO	DNS			6/8/2012	54	8/2/2012	8/7/2012	M	810
KRO	KRO	DNS			6/8/2012	54	9/6/2012	8/7/2012	M	810
KRO	KRO	DNS			6/8/2012	54	8/7/2012	8/7/2012	M	810
KRO	KRO	DNS			6/8/2012	54	8/7/2012	8/7/2012	M	810

(b) (6)



Base City Code	Hearing Loc Code	U Code	Allen Number	Allen Full Name	Rec'd at EDIR Date	Days Pending	Latest Hearing Date	Projected 60th Day	Latest Hearing Calendar Type	Days Pending(2) as of today's date
KRO	KRO	DNS	(b) (6)		6/11/2012	51	8/7/2012	8/10/2012	I	807
KRO	KRO	DNS			6/12/2012	50	8/8/2012	8/11/2012	I	806
KRO	KRO	DNS			6/12/2012	50	8/9/2012	8/11/2012	I	806
KRO	KRO	DNS			6/12/2012	50	9/13/2012	8/11/2012	I	806
KRO	KRO	DNS			6/14/2012	48	9/12/2012	8/13/2012	I	804
KRO	KRO	DNS			6/14/2012	48	9/13/2012	8/13/2012	I	804
KRO	KRO	DNS			6/14/2012	48	8/20/2012	8/13/2012	M	804
KRO	KRO	DNS			6/14/2012	48	8/2/2012	8/13/2012	M	804
KRO	KRO	DNS			6/15/2012	47	9/19/2012	8/14/2012	I	803
KRO	KRO	DNS			6/15/2012	47	9/4/2012	8/14/2012	M	803
KRO	KRO	DNS			6/15/2012	47	8/9/2012	8/14/2012	M	803
KRO	KRO	DNS			6/15/2012	47	8/21/2012	8/14/2012	M	803
KRO	KRO	DNS			6/18/2012	44	8/21/2012	8/17/2012	M	799
KRO	KRO	DNS			6/18/2012	44	8/2/2012	8/17/2012	M	800
KRO	KRO	DNS			6/19/2012	43	9/10/2012	8/18/2012	I	799
KRO	KRO	DNS			6/20/2012	42	8/2/2012	8/19/2012	M	798
KRO	KRO	DNS			6/21/2012	41	8/2/2012	8/20/2012	M	797
KRO	KRO	DNS			6/22/2012	40	9/17/2012	8/21/2012	I	796
KRO	KRO	DNS			6/22/2012	40	8/2/2012	8/21/2012	M	796
KRO	KRO	DNS			6/22/2012	40	8/2/2012	8/21/2012	M	796
KRO	KRO	DNS			6/22/2012	40	8/20/2012	8/21/2012	M	796
KRO	KRO	JO			6/4/2012	58	8/7/2012	8/3/2012	M	814
KRO	KRO	JO			6/6/2012	56	8/6/2012	8/5/2012	M	812
KRO	KRO	JO			6/8/2012	54	8/17/2012	8/7/2012	I	810
KRO	KRO	JO			6/12/2012	50	8/23/2012	8/11/2012	I	806
KRO	KRO	JO			6/13/2012	49	8/14/2012	8/12/2012	M	805
KRO	KRO	JO			6/13/2012	49	8/7/2012	8/12/2012	M	805
KRO	KRO	JO			6/14/2012	48	8/9/2012	8/13/2012	M	804
KRO	KRO	JO			6/14/2012	48	8/13/2012	8/13/2012	M	804
KRO	KRO	JO			6/14/2012	48	8/6/2012	8/13/2012	M	804
KRO	KRO	JO			6/18/2012	44	8/6/2012	8/17/2012	M	800
KRO	KRO	JO			6/19/2012	43	8/14/2012	8/18/2012	M	799
KRO	KRO	JO			6/20/2012	42	7/30/2012	8/19/2012	M	798
KRO	KRO	JO			6/21/2012	41	8/6/2012	8/20/2012	M	796
KRO	KRO	LME			6/19/2012	43	8/3/2012	8/18/2012	I	799
KRO	KRO	MLE			6/12/2012	50	8/24/2012	8/11/2012	I	806
LAN	LAN	DB			6/7/2012	55	8/15/2012	8/6/2012	M	811
LAN	LAN	DB			6/8/2012	54	8/27/2012	8/7/2012	M	809
LAN	LAN	DB			6/11/2012	51	8/21/2012	8/10/2012	M	807
LAN	LAN	DB			6/11/2012	51	8/16/2012	8/10/2012	M	807
LAN	LAN	DB			6/11/2012	51	8/29/2012	8/10/2012	M	807
LAN	LAN	DB			6/11/2012	51	8/20/2012	8/10/2012	M	807
LAN	LAN	DB			6/11/2012	51	8/7/2012	8/10/2012	M	807
LAN	LAN	DB			6/13/2012	49	8/2/2012	8/12/2012	M	805
LAN	LAN	DB			6/13/2012	49	8/9/2012	8/12/2012	M	805
LAN	LAN	DB	6/13/2012	49	8/8/2012	8/12/2012	M	805		
LAN	LAN	DB	6/14/2012	48	8/2/2012	8/13/2012	M	804		
LAN	LAN	DB	6/14/2012	48	8/6/2012	8/13/2012	M	803		
LAN	LAN	DB	6/14/2012	48	8/7/2012	8/13/2012	M	803		
LAN	LAN	DB	6/15/2012	47	8/7/2012	8/14/2012	M	803		
LAN	LAN	DB	6/15/2012	47	8/16/2012	8/14/2012	M	803		
LAN	LAN	DB	6/15/2012	47	8/6/2012	8/14/2012	M	803		
LAN	LAN	DB	6/22/2012	40	8/14/2012	8/21/2012	M	796		
LAN	LAN	DB	6/22/2012	40	8/22/2012	8/21/2012	M	796		
LAN	LAN	DB	6/22/2012	40	8/9/2012	8/21/2012	M	796		
LAN	LAN	DB	6/22/2012	40	8/2/2012	8/21/2012	I	796		
LAN	LAN	DB	6/22/2012	40	8/13/2012	8/21/2012	M	796		
LAN	LAN	DB	6/22/2012	40	8/8/2012	8/21/2012	M	796		
LAN	LAN	DB	6/22/2012	40	8/30/2012	8/21/2012	I	796		
LAN	LAN	DB	6/22/2012	40	8/15/2012	8/21/2012	M	796		
LAN	LAN	DB	6/22/2012	40	8/15/2012	8/21/2012	M	796		
LAN	LAN	DB	6/22/2012	40	8/16/2012	8/21/2012	M	796		
LAN	LAN	DB	6/22/2012	40	8/21/2012	8/21/2012	M	796		
LAN	LAN	DB	6/22/2012	40	8/13/2012	8/21/2012	M	796		
LAN	LAN	ROV	6/12/2012	50	8/1/2012	8/11/2012	M	806		
LAN	LAN	ROV	6/12/2012	50	8/29/2012	8/11/2012	M	806		
LAN	LAN	ROV	6/12/2012	50	7/11/2012	8/11/2012	M	806		
LAN	LAN	ROV	6/12/2012	50	8/1/2012	8/11/2012	M	806		
LAN	LAN	ROV	6/12/2012	50	8/1/2012	8/11/2012	M	806		
LAN	LAN	ROV	6/12/2012	50	8/6/2012	8/11/2012	M	806		
LAN	LAN	ROV	6/12/2012	50	7/13/2012	8/11/2012	M	806		
LAN	LAN	ROV	6/12/2012	50	8/6/2012	8/11/2012	M	806		
LAN	LAN	ROV	6/12/2012	50	7/13/2012	8/11/2012	M	806		
LAN	LAN	ROV	6/19/2012	43	8/6/2012	8/18/2012	M	798		
LAN	LAN	ROV	6/20/2012	42	7/30/2012	8/19/2012	M	797		

Base City Code	Hearing Loc Code	D Code	Alien Number	Alien Full Name	Rec'd at EOIR Date	Days Pending	Latest Hearing Date	Projected 60th Day	Latest Hearing Calendar Type	Days Pending (2) as of today's date
LAN	LAN	ROV	(b) (6)		6/20/2012	42	8/8/2012	8/19/2012	M	799
LAN	LAN	ROV			6/22/2012	40	8/6/2012	8/21/2012	M	796
LAN	LAN	ROV			6/22/2012	40	7/13/2012	8/21/2012	M	796
LAN	LAN	ROV			6/22/2012	40	7/13/2012	8/21/2012	M	796
LAN	LAN	ROV			6/22/2012	40	7/16/2012	8/21/2012	M	796
LAN	LAN	ROV			6/22/2012	40	8/13/2012	8/21/2012	M	796
LAN	LAN	ROV			6/22/2012	40	8/8/2012	8/21/2012	M	796
LAN	LAN	ROV			6/22/2012	40	7/16/2012	8/21/2012	M	796
LAN	LAN	ROV			6/22/2012	40	8/6/2012	8/21/2012	M	796
LAN	LAN	ROV			6/22/2012	40	8/15/2012	8/21/2012	M	796
LAN	LAN	ROV			6/22/2012	40	8/15/2012	8/21/2012	M	796
LAN	LAN	SDL			6/4/2012	58	8/30/2012	8/3/2012	M	814
LAN	LAN	SDL			6/5/2012	57	8/1/2012	8/4/2012	M	812
LAN	LAN	SDL			6/7/2012	55	8/20/2012	8/6/2012	M	811
LAN	LAN	SDL			6/7/2012	55	8/30/2012	8/6/2012	I	811
LAN	LAN	SDL			6/7/2012	55	8/2/2012	8/6/2012	M	811
LAN	LAN	SDL			6/8/2012	54	8/1/2012	8/7/2012	M	809
LAN	LAN	SDL			6/11/2012	51	8/27/2012	8/10/2012	M	807
LAN	LAN	SDL			6/11/2012	51	8/21/2012	8/10/2012	M	807
LAN	LAN	SDL			6/11/2012	51	8/28/2012	8/10/2012	M	807
LAN	LAN	SDL	6/11/2012	51	8/16/2012	8/10/2012	M	807		
LAN	LAN	SDL	6/12/2012	50	7/11/2012	8/11/2012	M	806		
LAN	LAN	SDL	6/22/2012	40	9/10/2012	8/21/2012	M	796		
LAN	LAN	SDL	6/22/2012	40	8/9/2012	8/21/2012	I	796		
LAN	LAN	SDL	6/22/2012	40	8/2/2012	8/21/2012	M	796		
LAN	LAN	SDL	6/22/2012	40	7/12/2012	8/21/2012	M	796		
LAN	LAN	SDL	6/22/2012	40	8/29/2012	8/21/2012	M	796		
LAN	LAN	SDL	6/22/2012	40	8/29/2012	8/21/2012	M	796		
LOS	ADE	HO	6/4/2012	58	8/2/2012	8/3/2012	M	814		
LOS	ADE	HO	6/4/2012	58	8/10/2012	8/3/2012	I	814		
LOS	ADE	HO	6/6/2012	56	8/1/2012	8/5/2012	M	811		
LOS	ADE	HO	6/7/2012	55	8/22/2012	8/6/2012	M	811		
LOS	ADE	HO	6/12/2012	50	8/16/2012	8/11/2012	I	806		
LOS	ADE	HO	6/13/2012	49	8/17/2012	8/12/2012	I	805		
LOS	ADE	HO	6/13/2012	49	8/7/2012	8/12/2012	M	805		
LOS	ADE	HO	6/13/2012	49	8/7/2012	8/12/2012	M	805		
LOS	ADE	HO	6/13/2012	49	8/14/2012	8/12/2012	M	805		
LOS	ADE	HO	6/14/2012	48	8/13/2012	8/13/2012	M	804		
LOS	ADE	HO	6/14/2012	48	8/16/2012	8/13/2012	I	804		
LOS	ADE	HO	6/15/2012	47	8/27/2012	8/14/2012	M	803		
LOS	ADE	HO	6/15/2012	47	8/22/2012	8/14/2012	M	803		
LOS	ADE	HO	6/15/2012	47	8/3/2012	8/14/2012	I	803		
LOS	ADE	HO	6/15/2012	47	8/8/2012	8/14/2012	M	803		
LOS	ADE	RCP	6/4/2012	58	8/28/2012	8/3/2012	M	814		
LOS	ADE	RCP	6/6/2012	56	8/8/2012	8/5/2012	M	812		
LOS	ADE	RCP	6/6/2012	56	8/6/2012	8/5/2012	I	811		
LOS	ADE	RCP	6/8/2012	54	8/10/2012	8/7/2012	I	810		
LOS	ADE	RCP	6/8/2012	54	8/9/2012	8/7/2012	M	810		
LOS	ADE	RCP	6/8/2012	54	8/6/2012	8/7/2012	M	810		
LOS	ADE	RCP	6/12/2012	50	8/13/2012	8/11/2012	M	806		
LOS	ADE	RCP	6/12/2012	50	8/14/2012	8/11/2012	I	806		
LOS	ADE	RCP	6/12/2012	50	8/2/2012	8/11/2012	M	806		
LOS	ADE	RCP	6/12/2012	50	8/8/2012	8/11/2012	M	806		
LOS	ADE	RCP	6/13/2012	49	8/10/2012	8/12/2012	I	805		
LOS	ADE	RCP	6/15/2012	47	8/7/2012	8/14/2012	M	802		
LOS	ADE	RCP	6/20/2012	42	8/9/2012	8/19/2012	M	798		
LOS	ADE	RCP	6/20/2012	42	8/16/2012	8/19/2012	I	798		
LOS	ADE	RCP	6/20/2012	42	8/9/2012	8/19/2012	M	798		
LOS	ADE	RCP	6/21/2012	41	8/6/2012	8/20/2012	M	797		
LOS	ADE	RCP	6/21/2012	41	8/7/2012	8/20/2012	M	797		
LOS	ADE	RCP	6/22/2012	40	8/9/2012	8/21/2012	M	796		
LOS	ADE	SLS	6/4/2012	58	8/20/2012	8/3/2012	I	814		
LOS	ADE	SLS	6/4/2012	58	8/3/2012	8/3/2012	I	814		
LOS	ADE	SLS	6/4/2012	58	8/14/2012	8/3/2012	M	814		
LOS	ADE	SLS	6/4/2012	58	8/14/2012	8/3/2012	M	814		
LOS	ADE	SLS	6/5/2012	57	8/16/2012	8/4/2012	M	812		
LOS	ADE	SLS	6/6/2012	56	8/10/2012	8/5/2012	I	811		
LOS	ADE	SLS	6/13/2012	49	8/14/2012	8/12/2012	M	805		
LOS	ADE	SLS	6/20/2012	42	8/2/2012	8/19/2012	M	798		
LOS	ADE	SLS	6/21/2012	41	8/6/2012	8/20/2012	M	797		
LOS	ADE	SLS	6/22/2012	40	8/15/2012	8/21/2012	M	796		
LOS	ADE	SLS	6/22/2012	40	8/20/2012	8/21/2012	M	796		
LOS	ADE	SLS	6/22/2012	40	8/13/2012	8/21/2012	M	796		
LOS	ADE	SLS	6/22/2012	40	8/21/2012	8/21/2012	I	796		
LOS	LA3	DCA	6/5/2012	57	8/10/2012	8/4/2012	M	813		
LOS	LA3	DCA	6/5/2012	57	9/6/2012	8/4/2012	I	813		

Base City Code	Hearing Loc Code	ID Code	Alien Number	Alien Full Name	Rec'd at EOIR Date	Days Pending	Latest Hearing Date	Projected 60th Day	Latest Hearing Calendar Type	Days Pending(2) as of today's date
LOS	LA3	DCA	(b) (6)		6/6/2012	56	8/24/2012	8/5/2012	I	811
LOS	LA3	DCA			6/6/2012	56	8/10/2012	8/5/2012	M	812
LOS	LA3	DCA			6/7/2012	55	8/30/2012	8/6/2012	I	811
LOS	LA3	DCA			6/7/2012	55	8/29/2012	8/6/2012	I	810
LOS	LA3	DCA			6/12/2012	50	8/10/2012	8/11/2012	I	806
LOS	LA3	DCA			6/12/2012	50	8/8/2012	8/11/2012	I	806
LOS	LA3	DCA			6/13/2012	49	9/11/2012	8/12/2012	I	805
LOS	LA3	LJM			6/6/2012	56	11/1/2012	8/5/2012	I	812
LOS	LA3	LJM			6/6/2012	56	8/8/2012	8/5/2012	I	812
LOS	LA3	LJM			6/7/2012	55	9/12/2012	8/6/2012	I	810
LOS	LA3	LJM			6/7/2012	55	8/7/2012	8/6/2012	M	811
LOS	LA3	LJM			6/7/2012	55	8/14/2012	8/6/2012	M	810
LOS	LA3	LJM			6/7/2012	55	8/23/2012	8/6/2012	M	811
LOS	LA3	LJM			6/7/2012	55	8/2/2012	8/6/2012	M	811
LOS	LA3	LJM			6/8/2012	54	8/2/2012	8/7/2012	M	810
LOS	LA3	LJM			6/8/2012	54	11/5/2012	8/7/2012	I	810
LOS	LA3	LJM			6/11/2012	51	8/2/2012	8/10/2012	M	806
LOS	LA3	LJM			6/11/2012	51	8/14/2012	8/10/2012	I	807
LOS	LA3	LJM			6/12/2012	50	8/2/2012	8/11/2012	I	805
LOS	LA3	LJM			6/12/2012	50	8/7/2012	8/11/2012	M	806
LOS	LA3	LJM			6/13/2012	49	8/16/2012	8/12/2012	M	805
LOS	LA3	LJM			6/13/2012	49	9/26/2012	8/12/2012	I	805
LOS	LA3	LJM			6/18/2012	44	10/23/2012	8/17/2012	I	799
LOS	LA3	LJM			6/19/2012	43	8/23/2012	8/18/2012	I	799
LOS	OCD	JFW			6/5/2012	57	8/6/2012	8/4/2012	I	812
LOS	OCD	JFW			6/6/2012	56	8/2/2012	8/5/2012	I	811
LOS	OCD	JFW			6/6/2012	56	8/3/2012	8/5/2012	I	812
LOS	OCD	JFW			6/6/2012	56	8/24/2012	8/5/2012	I	812
LOS	OCD	JFW			6/7/2012	55	7/31/2012	8/6/2012	M	811
LOS	OCD	JFW			6/8/2012	54	8/9/2012	8/7/2012	I	810
LOS	OCD	JFW			6/8/2012	54	8/1/2012	8/7/2012	M	810
LOS	OCD	JFW			6/11/2012	51	8/10/2012	8/10/2012	I	807
LOS	OCD	JFW			6/12/2012	50	8/27/2012	8/11/2012	I	806
LOS	OCD	JFW			6/12/2012	50	8/13/2012	8/11/2012	M	806
LOS	OCD	JFW			6/13/2012	49	8/6/2012	8/12/2012	M	805
LOS	OCD	JFW	6/15/2012	47	8/8/2012	8/14/2012	M	803		
LOS	OCD	JFW	6/15/2012	47	7/31/2012	8/14/2012	M	803		
LOS	OCD	JFW	6/15/2012	47	8/2/2012	8/14/2012	M	803		
LOS	OCD	JFW	6/21/2012	41	8/2/2012	8/20/2012	M	796		
LOS	OCD	JFW	6/21/2012	41	8/3/2012	8/20/2012	I	797		
LOS	OCD	JFW	6/21/2012	41	8/2/2012	8/20/2012	M	797		
LOS	OCD	KWR	6/4/2012	58	8/7/2012	8/3/2012	M	813		
LOS	OCD	KWR	6/5/2012	57	8/23/2012	8/4/2012	I	813		
LOS	OCD	KWR	6/5/2012	57	8/17/2012	8/4/2012	I	813		
LOS	OCD	KWR	6/6/2012	56	8/1/2012	8/5/2012	M	812		
LOS	OCD	KWR	6/7/2012	55	8/6/2012	8/6/2012	I	811		
LOS	OCD	KWR	6/7/2012	55	8/6/2012	8/6/2012	I	810		
LOS	OCD	KWR	6/7/2012	55	8/2/2012	8/6/2012	I	811		
LOS	OCD	KWR	6/8/2012	54	8/1/2012	8/7/2012	I	810		
LOS	OCD	KWR	6/11/2012	51	8/6/2012	8/10/2012	I	807		
LOS	OCD	KWR	6/12/2012	50	8/7/2012	8/11/2012	I	806		
LOS	OCD	KWR	6/13/2012	49	8/14/2012	8/12/2012	I	804		
LOS	OCD	KWR	6/13/2012	49	8/2/2012	8/12/2012	M	805		
LOS	OCD	KWR	6/14/2012	48	8/3/2012	8/13/2012	M	804		
LOS	OCD	KWR	6/15/2012	47	8/13/2012	8/14/2012	I	803		
LOS	OCD	KWR	6/15/2012	47	8/3/2012	8/14/2012	I	803		
LOS	OCD	KWR	6/18/2012	44	8/2/2012	8/17/2012	I	800		
LOS	OCD	KWR	6/18/2012	44	8/1/2012	8/17/2012	M	800		
LOS	OCD	KWR	6/18/2012	44	8/10/2012	8/17/2012	I	800		
LOS	OCD	KWR	6/18/2012	44	8/17/2012	8/17/2012	I	800		
LOS	OCD	KWR	6/19/2012	43	8/13/2012	8/18/2012	I	799		
LOS	OCD	KWR	6/19/2012	43	8/1/2012	8/18/2012	M	799		
LOS	OCD	KWR	6/19/2012	43	8/9/2012	8/18/2012	I	799		
LOS	OCD	KWR	6/19/2012	43	8/2/2012	8/18/2012	M	799		
LOS	OCD	KWR	6/19/2012	43	8/1/2012	8/18/2012	M	799		
LOS	OCD	KWR	6/19/2012	43	8/10/2012	8/18/2012	M	799		
LOS	OCD	KWR	6/19/2012	43	8/2/2012	8/18/2012	M	799		
LOS	OCD	KWR	6/21/2012	41	8/1/2012	8/20/2012	M	797		
LOS	OCD	KWR	6/21/2012	41	8/13/2012	8/20/2012	I	797		
LOS	OCD	KWR	6/21/2012	41	8/20/2012	8/20/2012	I	797		
LOS	OCD	KWR	6/21/2012	41	8/6/2012	8/20/2012	I	797		
LOS	OCD	KWR	6/21/2012	41	8/2/2012	8/20/2012	M	797		
LOS	OCD	KWR	6/21/2012	41	8/1/2012	8/20/2012	M	797		
LOS	OCD	KWR	6/21/2012	41	8/7/2012	8/20/2012	M	797		
LOS	OCD	KWR	6/21/2012	41	8/1/2012	8/20/2012	M	797		
LOS	OCD	KWR	6/21/2012	41	8/1/2012	8/20/2012	M	797		

Base City Code	Hearing Loc Code	IJ Code	Alien Number	Alien Full Name	Rec'd at EOIR Date	Days Pending	Latest Hearing Date	Projected 60th Day	Latest Hearing Calendar Type	Days Pending(2) as of today's date
LOS	OCD	KWR	(b) (6)		6/21/2012	41	8/3/2012	8/20/2012	M	797
LOS	OCD	KWR			6/22/2012	40	8/9/2012	8/21/2012	I	796
LOS	OCD	KWR			6/22/2012	40	8/3/2012	8/21/2012	M	796
LOS	OCD	KWR			6/22/2012	40	8/3/2012	8/21/2012	I	796
LOS	OCD	KWR			6/22/2012	40	8/13/2012	8/21/2012	I	796
LVG	LVG	JLR			6/4/2012	58	8/1/2012	8/3/2012	M	814
LVG	LVG	JLR			6/6/2012	56	9/4/2012	8/5/2012	I	812
LVG	LVG	JLR			6/8/2012	54	8/15/2012	8/7/2012	M	810
LVG	LVG	JLR			6/8/2012	54	10/15/2012	8/7/2012	I	810
LVG	LVG	JLR			6/8/2012	54	8/29/2012	8/7/2012	M	810
LVG	LVG	JLR			6/13/2012	49	8/15/2012	8/12/2012	M	804
LVG	LVG	JLR			6/13/2012	49	8/1/2012	8/12/2012	M	805
LVG	LVG	JLR			6/14/2012	48	8/1/2012	8/13/2012	M	804
LVG	LVG	JLR			6/15/2012	47	8/1/2012	8/14/2012	M	803
LVG	LVG	JLR			6/19/2012	43	8/15/2012	8/18/2012	M	799
LVG	LVG	JLR			6/20/2012	42	8/15/2012	8/19/2012	M	798
LVG	LVG	JLR			6/20/2012	42	8/1/2012	8/19/2012	M	798
LVG	LVG	JLR			6/20/2012	42	8/15/2012	8/19/2012	M	798
LVG	LVG	JLR			6/21/2012	41	10/16/2012	8/20/2012	I	797
LVG	LVG	JLR			6/21/2012	41	9/5/2012	8/20/2012	M	796
LVG	LVG	JLR			6/22/2012	40	8/29/2012	8/21/2012	M	796
LVG	LVG	JLR			6/22/2012	40	8/29/2012	8/21/2012	M	796
LVG	LVG	RLM			6/4/2012	58	8/6/2012	8/3/2012	M	814
LVG	LVG	RLM			6/4/2012	58	8/20/2012	8/3/2012	M	814
LVG	LVG	RLM			6/8/2012	54	8/13/2012	8/7/2012	M	810
NEW	NEW	LAF			6/4/2012	58	8/1/2012	8/3/2012	M	814
NEW	NEW	LAF			6/4/2012	58	8/8/2012	8/3/2012	I	814
NEW	NEW	LAF			6/12/2012	50	8/8/2012	8/11/2012	M	806
NEW	NEW	LAF			6/12/2012	50	8/1/2012	8/11/2012	M	806
NEW	NEW	LAF			6/12/2012	50	8/6/2012	8/11/2012	M	806
NEW	NEW	LAF	6/12/2012	50	8/16/2012	8/11/2012	M	806		
NEW	NEW	LAF	6/13/2012	49	8/10/2012	8/12/2012	M	804		
NEW	NEW	LAF	6/15/2012	47	8/5/2012	8/14/2012	M	803		
NEW	NEW	LAF	6/15/2012	47	8/7/2012	8/14/2012	M	803		
NEW	NEW	LAF	6/15/2012	47	9/6/2012	8/14/2012	I	803		
NEW	NEW	LAF	6/15/2012	47	9/20/2012	8/14/2012	I	803		
NEW	NEW	LAF	6/15/2012	47	8/1/2012	8/14/2012	M	803		
NEW	NEW	LAF	6/20/2012	42	9/4/2012	8/19/2012	I	798		
NEW	NEW	MRR	6/6/2012	56	8/29/2012	8/5/2012	I	812		
NEW	NEW	MRR	6/12/2012	50	8/3/2012	8/11/2012	M	806		
NEW	NEW	MRR	6/12/2012	50	8/9/2012	8/11/2012	M	806		
NEW	NEW	MRR	6/12/2012	50	8/28/2012	8/11/2012	M	806		
NEW	NEW	MRR	6/13/2012	49	8/7/2012	8/12/2012	M	805		
NEW	NEW	MRR	6/15/2012	47	8/15/2012	8/14/2012	M	803		
NEW	NEW	MRR	6/15/2012	47	8/28/2012	8/14/2012	M	803		
NEW	NEW	MRR	6/15/2012	47	9/5/2012	8/14/2012	M	803		
NEW	NEW	MRR	6/15/2012	47	8/21/2012	8/14/2012	M	803		
NEW	NEW	MRR	6/20/2012	42	8/9/2012	8/19/2012	M	798		
NEW	NEW	MRR	6/20/2012	42	8/23/2012	8/19/2012	M	798		
NEW	NEW	MRR	6/20/2012	42	8/16/2012	8/19/2012	M	798		
NEW	NEW	MRR	6/20/2012	42	8/20/2012	8/19/2012	M	798		
NEW	NEW	MRR	6/20/2012	42	8/31/2012	8/19/2012	M	798		
NEW	NEW	MRR	6/20/2012	42	8/7/2012	8/19/2012	M	798		
NEW	NEW	MRR	6/20/2012	42	8/30/2012	8/19/2012	I	798		
NEW	NEW	MRR	6/20/2012	42	8/14/2012	8/19/2012	M	798		
NEW	NEW	MRR	6/21/2012	41	8/2/2012	8/20/2012	M	797		
NEW	NEW	MRR	6/21/2012	41	8/8/2012	8/20/2012	I	797		
NEW	NEW	MRR	6/21/2012	41	8/1/2012	8/20/2012	M	797		
NEW	NEW	MRR	6/22/2012	40	8/7/2012	8/21/2012	M	796		
NEW	NEW	MRR	6/22/2012	40	8/15/2012	8/21/2012	M	796		
NEW	NEW	MRR	6/22/2012	40	8/7/2012	8/21/2012	M	796		
NEW	NEW	MRR	6/22/2012	40	8/3/2012	8/21/2012	M	796		
NEW	NEW	MRR	6/22/2012	40	8/7/2012	8/21/2012	M	796		
NOL	NOL	WWS	6/7/2012	55	9/24/2013	8/6/2012	M	810		
NYD	NYD	ALP	6/6/2012	56	8/29/2012	8/5/2012	M	811		
NYD	NYD	ALP	6/6/2012	56	8/30/2012	8/5/2012	M	812		
NYD	NYD	ALP	6/6/2012	56	8/22/2012	8/5/2012	M	812		
NYD	NYD	ALP	6/7/2012	55	8/8/2012	8/6/2012	M	810		
NYD	NYD	ALP	6/8/2012	54	8/22/2012	8/7/2012	M	810		
NYD	NYD	ALP	6/18/2012	44	9/19/2012	8/17/2012	M	800		
NYD	NYD	ALP	6/22/2012	40	8/22/2012	8/21/2012	M	796		
NYD	NYD	ALP	6/22/2012	40	8/29/2012	8/21/2012	M	796		
NYD	NYD	ALP	6/22/2012	40	8/2/2012	8/21/2012	M	796		
NYD	NYD	NAF	6/12/2012	50	8/22/2012	8/11/2012	M	805		
NYD	NYD	NAF	6/13/2012	49	9/11/2012	8/12/2012	M	805		

Base City Code	Hearing Loc Code	IJ Code	Alien Number	Alien Full Name	Rec'd at EOIR Date	Days Pending	Latest Hearing Date	Projected 60th Day	Latest Hearing Calendar Type	Days Pending(2) as of today's date
NYD	NYD	NAF	(b) (6)		6/19/2012	43	8/28/2012	8/18/2012	M	799
NYD	NYD	NAF			6/21/2012	41	8/21/2012	8/20/2012	M	796
NYD	NYD	SRA			6/6/2012	56	8/16/2012	8/5/2012	M	812
NYD	NYD	SRA			6/6/2012	56	8/23/2012	8/5/2012	M	811
NYD	NYD	SRA			6/8/2012	54	8/9/2012	8/7/2012	M	810
NYD	NYD	SRA			6/11/2012	51	8/6/2012	8/10/2012	M	807
NYD	NYD	SRA			6/11/2012	51	8/6/2012	8/10/2012	M	807
NYD	NYD	SRA			6/15/2012	47	9/10/2012	8/14/2012	I	803
NYD	NYD	SRA			6/21/2012	41	8/13/2012	8/20/2012	M	796
NYD	NYD	SRA			6/21/2012	41	8/30/2012	8/20/2012	M	797
OAK	ADC	ALR			6/7/2012	55	8/7/2012	8/6/2012	M	811
OAK	ADC	ALR			6/14/2012	48	8/8/2012	8/13/2012	M	803
OAK	ADC	ALR			6/14/2012	48	8/8/2012	8/13/2012	M	804
OAK	ADC	ALR			6/15/2012	47	8/14/2012	8/14/2012	M	803
OAK	ADC	ALR			6/18/2012	44	8/14/2012	8/17/2012	M	800
OAK	ADC	ALR			6/19/2012	43	8/14/2012	8/18/2012	M	799
OAK	ADC	ALR			6/21/2012	41	8/7/2012	8/20/2012	M	797
OAK	ADC	ALR			6/21/2012	41	8/8/2012	8/20/2012	M	797
OAK	ADC	JAD			6/9/2012	58	8/6/2012	8/3/2012	M	814
OAK	ADC	JAD	6/5/2012	57	8/17/2012	8/4/2012	I	813		
OAK	ADC	JAD	6/5/2012	57	8/6/2012	8/4/2012	M	813		
OAK	ADC	JAD	6/6/2012	56	8/17/2012	8/5/2012	I	812		
OAK	ADC	JAD	6/11/2012	51	8/9/2012	8/10/2012	M	807		
OAK	ADC	JAD	6/12/2012	50	8/8/2012	8/11/2012	M	806		
OAK	ADC	JAD	6/13/2012	49	8/9/2012	8/12/2012	M	805		
OAK	ADC	JAD	6/21/2012	41	8/13/2012	8/20/2012	I	796		
OAK	ADC	JAD	6/22/2012	40	8/9/2012	8/21/2012	M	796		
OAK	ADC	JBS	6/12/2012	50	8/24/2012	8/11/2012	I	806		
OAK	JNA	ALR	6/4/2012	58	8/9/2012	8/3/2012	M	814		
OAK	JNA	ALR	6/12/2012	50	8/16/2012	8/11/2012	M	805		
OAK	JNA	ALR	6/14/2012	48	8/16/2012	8/13/2012	M	804		
OAK	JNA	ALR	6/14/2012	48	8/16/2012	8/13/2012	M	804		
OAK	JNA	ALR	6/15/2012	47	8/2/2012	8/14/2012	M	803		
OAK	JNA	ALR	6/15/2012	47	8/23/2012	8/14/2012	M	803		
OAK	JNA	ALR	6/19/2012	43	8/9/2012	8/18/2012	M	799		
OAK	JNA	ALR	6/20/2012	42	8/2/2012	8/19/2012	M	798		
OAK	JNA	ALR	6/21/2012	41	8/17/2012	8/20/2012	I	796		
OAK	JNA	JAD	6/4/2012	58	8/7/2012	8/3/2012	M	814		
OAK	JNA	JAD	6/4/2012	58	8/7/2012	8/3/2012	M	813		
OAK	JNA	JAD	6/11/2012	51	8/21/2012	8/10/2012	M	807		
OAK	JNA	JAD	6/14/2012	48	8/14/2012	8/13/2012	M	804		
OAK	JNA	JAD	6/14/2012	48	8/7/2012	8/13/2012	M	804		
OAK	JNA	JAD	6/15/2012	47	8/7/2012	8/14/2012	M	803		
OAK	JNA	JBS	6/7/2012	55	8/8/2012	8/6/2012	M	811		
OAK	JNA	JBS	6/7/2012	55	8/1/2012	8/6/2012	M	811		
OMA	OMD	DM	6/4/2012	58	8/1/2012	8/3/2012	I	814		
OMA	OMD	DM	6/5/2012	57	8/7/2012	8/4/2012	I	812		
OMA	OMD	DM	6/5/2012	57	8/6/2012	8/4/2012	M	813		
OMA	OMD	DM	6/7/2012	55	8/28/2012	8/6/2012	I	811		
OMA	OMD	DM	6/7/2012	55	8/6/2012	8/6/2012	M	811		
OMA	OMD	DM	6/8/2012	54	8/14/2012	8/7/2012	M	810		
OMA	OMD	DM	6/8/2012	54	9/4/2012	8/7/2012	I	809		
OMA	OMD	DM	6/11/2012	51	8/6/2012	8/10/2012	M	807		
OMA	OMD	DM	6/11/2012	51	8/6/2012	8/10/2012	M	807		
OMA	OMD	DM	6/14/2012	48	8/6/2012	8/13/2012	M	804		
OMA	OMD	DM	6/14/2012	48	8/7/2012	8/13/2012	M	804		
OMA	OMD	DM	6/15/2012	47	8/14/2012	8/14/2012	M	803		
OMA	OMD	DM	6/18/2012	44	8/20/2012	8/17/2012	M	800		
OMA	OMD	DM	6/18/2012	44	8/7/2012	8/17/2012	M	800		
OMA	OMD	DM	6/18/2012	44	8/27/2012	8/17/2012	M	800		
OMA	OMD	DM	6/18/2012	44	8/27/2012	8/17/2012	M	800		
OMA	OMD	DM	6/22/2012	40	8/20/2012	8/21/2012	M	796		
OMA	OMD	JLA	6/6/2012	56	8/8/2012	8/5/2012	M	811		
OMA	OMD	JLA	6/13/2012	49	8/2/2012	8/12/2012	M	805		
OMA	OMD	JLA	6/18/2012	44	8/2/2012	8/17/2012	M	800		
OMA	OMD	JLA	6/18/2012	44	8/2/2012	8/17/2012	M	800		
OMA	OMD	JLA	6/20/2012	42	8/1/2012	8/19/2012	M	797		
OMA	OMD	JLA	6/21/2012	41	8/1/2012	8/20/2012	M	797		
OMA	OMD	JLA	6/21/2012	41	8/2/2012	8/20/2012	M	797		
OMA	OMD	RCH	6/13/2012	49	8/17/2012	8/12/2012	I	805		
ORL	BCJ	JG	6/7/2012	55	8/14/2012	8/6/2012	I	811		
ORL	BCJ	JG	6/13/2012	49	8/2/2012	8/12/2012	M	805		
ORL	BCJ	JG	6/14/2012	48	8/9/2012	8/13/2012	M	804		
ORL	BCJ	JG	6/14/2012	48	8/6/2012	8/13/2012	M	804		
ORL	BCJ	JG	6/15/2012	47	8/2/2012	8/14/2012	M	802		
PHO	PHJ	LSF	6/11/2012	51	8/27/2012	8/10/2012	M	807		

Base City Code	Hearing Loc Code	U Code	Alien Number	Alien Full Name	Rec'd at EOIR Date	Days Pending	Latest Hearing Date	Projected 60th Day	Latest Hearing Calendar Type	Days Pending(2) as of today's date
PHO	PHJ	LSF	(b) (6)		6/13/2012	49	9/10/2012	8/12/2012	M	805
PIS	PIS	DJC			6/7/2012	55	7/20/2012	8/6/2012	I	810
PIS	PIS	HEA			6/7/2012	55	8/2/2012	8/6/2012	M	811
PIS	PIS	HEA			6/15/2012	47	9/12/2012	8/14/2012	I	803
PIS	PIS	HEA			6/15/2012	47	8/30/2012	8/14/2012	I	803
PIS	PIS	HEA			6/15/2012	47	8/9/2012	8/14/2012	M	803
PIS	PIS	HEA			6/15/2012	47	8/2/2012	8/14/2012	I	803
PIS	PIS	HEA			6/15/2012	47	8/23/2012	8/14/2012	I	803
PIS	PIS	HEA			6/18/2012	44	8/9/2012	8/17/2012	M	800
PIS	PIS	HEA			6/19/2012	43	8/2/2012	8/18/2012	M	799
PIS	PIS	HEA			6/20/2012	42	8/2/2012	8/19/2012	M	798
PIS	PIS	HEA			6/22/2012	40	8/9/2012	8/21/2012	M	796
PIS	PIS	HEA			6/22/2012	40	8/9/2012	8/21/2012	M	796
PIS	PIS	HEA			6/22/2012	40	8/9/2012	8/21/2012	M	796
PIS	PIS	HEA			6/22/2012	40	8/9/2012	8/21/2012	M	796
PIS	PIS	HEA			6/22/2012	40	8/9/2012	8/21/2012	M	796
PIS	PIS	KHU			6/5/2012	57	8/28/2012	8/4/2012	I	813
PIS	PIS	KHU			6/5/2012	57	8/9/2012	8/4/2012	I	813
PIS	PIS	KHU			6/7/2012	55	8/14/2012	8/6/2012	M	811
PIS	PIS	KHU			6/8/2012	54	8/6/2012	8/7/2012	I	810
PIS	PIS	KHU			6/14/2012	48	8/9/2012	8/13/2012	I	804
PIS	PIS	KHU			6/15/2012	47	8/30/2012	8/14/2012	I	803
PIS	PIS	KHU			6/20/2012	42	8/29/2012	8/19/2012	I	798
PIS	PIS	KHU			6/21/2012	41	8/1/2012	8/20/2012	M	797
PIS	PIS	KHU			6/21/2012	41	8/14/2012	8/20/2012	M	797
PIS	PIS	KHU			6/21/2012	41	8/8/2012	8/20/2012	I	797
PIS	PIS	RPL			6/4/2012	58	8/9/2012	8/3/2012	M	814
PIS	PIS	RPL			6/6/2012	56	8/6/2012	8/5/2012	M	812
PIS	PIS	RPL			6/6/2012	56	8/8/2012	8/5/2012	I	812
PIS	PIS	RPL			6/6/2012	56	8/20/2012	8/5/2012	M	812
PIS	PIS	RPL			6/12/2012	50	8/7/2012	8/11/2012	I	806
PIS	PIS	RPL			6/14/2012	48	8/20/2012	8/13/2012	M	804
PIS	PIS	RPL			6/18/2012	44	8/9/2012	8/17/2012	M	800
PIS	PIS	WCP			6/19/2012	43	8/17/2012	8/18/2012	M	799
SAJ	SAJ	ILD			6/21/2012	41	8/29/2012	8/20/2012	I	797
SDC	LGD	BSC			6/4/2012	58	8/16/2012	8/3/2012	M	814
SDC	LGD	BSC			6/5/2012	57	9/11/2012	8/4/2012	I	813
SDC	LGD	BSC			6/7/2012	55	8/7/2012	8/6/2012	M	811
SDC	LGD	BSC			6/7/2012	55	8/2/2012	8/6/2012	M	811
SDC	LGD	BSC			6/7/2012	55	10/23/2012	8/6/2012	I	811
SDC	LGD	BSC			6/8/2012	54	8/16/2012	8/7/2012	M	810
SDC	LGD	BSC			6/8/2012	54	8/7/2012	8/7/2012	M	810
SDC	LGD	BSC			6/8/2012	54	8/6/2012	8/7/2012	M	810
SDC	LGD	BSC			6/8/2012	54	8/6/2012	8/7/2012	M	810
SDC	LGD	BSC			6/8/2012	54	8/6/2012	8/7/2012	M	810
SDC	LGD	BSC	6/8/2012	54	8/6/2012	8/7/2012	M	810		
SDC	LGD	BSC	6/8/2012	54	8/16/2012	8/7/2012	M	810		
SDC	LGD	BSC	6/8/2012	54	8/6/2012	8/7/2012	M	810		
SDC	LGD	BSC	6/12/2012	50	9/18/2012	8/11/2012	I	805		
SDC	LGD	BSC	6/12/2012	50	8/16/2012	8/11/2012	M	806		
SDC	LGD	BSC	6/14/2012	48	9/19/2012	8/13/2012	I	804		
SDC	LGD	BSC	6/14/2012	48	8/15/2012	8/13/2012	M	804		
SDC	LGD	BSC	6/14/2012	48	8/2/2012	8/13/2012	M	804		
SDC	LGD	BSC	6/18/2012	44	10/24/2012	8/17/2012	I	800		
SDC	LGD	BSC	6/18/2012	44	8/2/2012	8/17/2012	M	800		
SDC	LGD	BSC	6/18/2012	44	8/2/2012	8/17/2012	M	800		
SDC	LGD	BSC	6/20/2012	42	8/15/2012	8/19/2012	M	798		
SDC	LGD	BSC	6/22/2012	40	8/1/2012	8/21/2012	M	796		
SDC	LGD	DTB	6/4/2012	58	11/8/2012	8/3/2012	I	814		
SDC	LGD	DTB	6/4/2012	58	8/2/2012	8/3/2012	M	814		
SDC	LGD	DTB	6/4/2012	58	8/7/2012	8/3/2012	M	814		
SDC	LGD	DTB	6/5/2012	57	8/15/2012	8/4/2012	M	813		
SDC	LGD	DTB	6/7/2012	55	8/8/2012	8/6/2012	M	811		
SDC	LGD	DTB	6/7/2012	55	8/1/2012	8/6/2012	M	811		
SDC	LGD	DTB	6/7/2012	55	10/17/2012	8/6/2012	M	811		
SDC	LGD	DTB	6/8/2012	54	8/15/2012	8/7/2012	M	810		
SDC	LGD	DTB	6/8/2012	54	8/1/2012	8/7/2012	M	810		
SDC	LGD	DTB	6/12/2012	50	8/7/2012	8/11/2012	M	806		
SDC	LGD	DTB	6/12/2012	50	8/8/2012	8/11/2012	M	806		
SDC	LGD	DTB	6/14/2012	48	8/15/2012	8/13/2012	M	804		
SDC	LGD	DTB	6/14/2012	48	8/2/2012	8/13/2012	M	804		
SDC	LGD	DTB	6/14/2012	48	7/30/2012	8/13/2012	M	804		
SDC	LGD	DTB	6/14/2012	48	8/14/2012	8/13/2012	M	804		
SDC	LGD	DTB	6/14/2012	48	8/6/2012	8/13/2012	M	804		
SDC	LGD	DTB	6/18/2012	44	8/6/2012	8/17/2012	I	800		

Base City Code	Hearing Loc Code	U Code	Alien Number	Alien Full Name	Rec'd at EOIR Date	Days Pending	Latest Hearing Date	Projected 60th Day	Latest Hearing Calendar Type	Days Pending(2) as of today's date
SDC	LGD	DTB	(b) (6)	(6)	6/18/2012	44	8/15/2012	8/17/2012	M	800
SDC	LGD	DTB			6/19/2012	43	8/6/2012	8/18/2012	M	799
SDC	LGD	DTB			6/19/2012	43	8/7/2012	8/18/2012	M	799
SDC	LGD	DTB			6/19/2012	43	8/2/2012	8/18/2012	M	799
SDC	LGD	DTB			6/19/2012	43	8/6/2012	8/18/2012	M	799
SDC	LGD	DTB			6/20/2012	42	8/14/2012	8/19/2012	M	798
SDC	LGD	DTB			6/20/2012	42	8/1/2012	8/19/2012	M	798
SDC	LGD	DTB			6/20/2012	42	8/2/2012	8/19/2012	M	798
SDC	LGD	DTB			6/21/2012	41	10/18/2012	8/20/2012	M	797
SDC	LGD	DTB			6/21/2012	41	8/8/2012	8/20/2012	M	797
SDC	LGD	DTB			6/22/2012	40	8/6/2012	8/21/2012	M	796
SDC	LGD	DTB			6/22/2012	40	10/4/2012	8/21/2012	M	796
SDC	LGD	SHA			6/5/2012	57	8/8/2012	8/4/2012	M	813
SDC	LGD	SHA			6/5/2012	57	8/6/2012	8/4/2012	M	813
SDC	LGD	SHA			6/5/2012	57	8/2/2012	8/4/2012	M	813
SDC	LGD	SHA			6/7/2012	55	7/31/2012	8/6/2012	M	811
SDC	LGD	SHA			6/11/2012	51	9/12/2012	8/10/2012	I	807
SDC	LGD	SHA			6/11/2012	51	8/1/2012	8/10/2012	M	807
SDC	LGD	SHA			6/12/2012	50	10/1/2012	8/11/2012	M	806
SDC	LGD	SHA			6/12/2012	50	9/21/2012	8/11/2012	I	806
SDC	LGD	SHA			6/12/2012	50	9/25/2012	8/11/2012	I	806
SDC	LGD	SHA			6/13/2012	49	9/21/2012	8/12/2012	I	805
SDC	LGD	SHA			6/13/2012	49	8/14/2012	8/12/2012	M	805
SDC	LGD	SHA			6/13/2012	49	8/8/2012	8/12/2012	M	805
SDC	LGD	SHA			6/14/2012	48	8/9/2012	8/13/2012	M	804
SDC	LGD	SHA	6/14/2012	48	8/7/2012	8/13/2012	M	804		
SDC	LGD	SHA	6/14/2012	48	8/16/2012	8/13/2012	M	804		
SDC	LGD	SHA	6/14/2012	48	8/6/2012	8/13/2012	M	804		
SDC	LGD	SHA	6/14/2012	48	8/1/2012	8/13/2012	M	804		
SDC	LGD	SHA	6/14/2012	48	8/9/2012	8/13/2012	M	804		
SDC	LGD	SHA	6/14/2012	48	8/13/2012	8/13/2012	M	804		
SDC	LGD	SHA	6/14/2012	48	9/26/2012	8/13/2012	I	804		
SDC	LGD	SHA	6/14/2012	48	8/22/2012	8/13/2012	M	804		
SDC	LGD	SHA	6/14/2012	48	9/12/2012	8/13/2012	I	804		
SDC	LGD	SHA	6/18/2012	44	8/2/2012	8/17/2012	M	800		
SDC	LGD	SHA	6/18/2012	44	8/7/2012	8/17/2012	M	800		
SDC	LGD	SHA	6/19/2012	43	8/2/2012	8/18/2012	M	799		
SDC	LGD	SHA	6/20/2012	42	8/9/2012	8/19/2012	M	798		
SDC	LGD	SHA	6/20/2012	42	8/2/2012	8/19/2012	M	798		
SDC	LGD	SHA	6/22/2012	40	8/13/2012	8/21/2012	M	796		
SDC	LGD	SHA	6/22/2012	40	8/13/2012	8/21/2012	M	796		
SEA	SEA	WAC	6/18/2012	44	4/4/2012	8/17/2012	M	799		
SFR	SFD	AED	6/5/2012	57		8/4/2012		813		
SFR	SFD	AED	6/12/2012	50	6/18/2012	8/11/2012	M	805		
SFR	SFD	AED	6/13/2012	49		8/12/2012		805		
SFR	SFD	AED	6/14/2012	48		8/13/2012		803		
SFR	SFD	AED	6/19/2012	43	6/27/2012	8/18/2012	M	799		
SFR	SFD	ASM	6/5/2012	57	8/3/2012	8/4/2012	I	813		
SFR	SFD	ASM	6/5/2012	57	8/9/2012	8/4/2012	M	813		
SFR	SFD	ASM	6/7/2012	55	8/23/2012	8/6/2012	I	811		
SFR	SFD	ASM	6/7/2012	55	9/19/2012	8/6/2012	I	811		
SFR	SFD	ASM	6/7/2012	55	8/7/2012	8/6/2012	M	811		
SFR	SFD	ASM	6/7/2012	55	8/30/2012	8/6/2012	I	811		
SFR	SFD	ASM	6/11/2012	51	9/5/2012	8/10/2012	I	807		
SFR	SFD	ASM	6/11/2012	51	8/7/2012	8/10/2012	M	806		
SFR	SFD	ASM	6/12/2012	50	9/18/2012	8/11/2012	I	806		
SFR	SFD	ASM	6/12/2012	50	8/9/2012	8/11/2012	M	806		
SFR	SFD	ASM	6/12/2012	50	8/14/2012	8/11/2012	M	805		
SFR	SFD	ASM	6/14/2012	48	8/2/2012	8/13/2012	M	804		
SFR	SFD	ASM	6/14/2012	48	8/30/2012	8/13/2012	M	804		
SFR	SFD	ASM	6/15/2012	47	8/2/2012	8/14/2012	M	803		
SFR	SFD	ASM	6/15/2012	47	9/13/2012	8/14/2012	I	803		
SFR	SFD	ASM	6/18/2012	44	9/4/2012	8/17/2012	I	800		
SFR	SFD	ASM	6/19/2012	43	9/6/2012	8/18/2012	I	799		
SFR	SFD	ASM	6/19/2012	43	8/14/2012	8/18/2012	M	799		
SFR	SFD	ASM	6/21/2012	41	8/9/2012	8/20/2012	M	797		
SFR	SFD	ASM	6/21/2012	41	10/3/2012	8/20/2012	I	797		
SFR	SFD	ASM	6/21/2012	41	9/27/2012	8/20/2012	M	797		
SFR	SFD	DLM	6/13/2012	49	6/20/2012	8/12/2012	M	805		
SFR	SFD	MJY	6/2/2012	60	8/27/2012	8/1/2012	M	816		
SFR	SFD	MJY	6/4/2012	58	9/12/2012	8/3/2012	I	814		
SFR	SFD	MJY	6/4/2012	58	8/20/2012	8/3/2012	M	814		
SFR	SFD	MJY	6/6/2012	56	9/17/2012	8/5/2012	I	812		
SFR	SFD	MJY	6/6/2012	56	9/20/2012	8/5/2012	I	812		
SFR	SFD	MJY	6/6/2012	56	10/2/2012	8/5/2012	I	811		
SFR	SFD	MJY	6/6/2012	56	8/13/2012	8/5/2012	M	812		

Case City Code	Hearing Loc Code	IJ Code	Alien Number	Alien Full Name	Rec'd at EOIR Date	Days Pending	Latest Hearing Date	Projected 60th Day	Latest Hearing Calendar Type	Days Pending(2) as of today's date
SFR	SFD	MJY	(b)(6)		6/7/2012	55	8/15/2012	8/6/2012	M	811
SFR	SFD	MJY			6/12/2012	50	8/20/2012	8/11/2012	M	806
SFR	SFD	MJY			6/12/2012	50	8/15/2012	8/11/2012	M	806
SFR	SFD	MJY			6/13/2012	49	10/3/2012	8/12/2012	I	805
SFR	SFD	MJY			6/15/2012	47	8/20/2012	8/14/2012	M	803
SFR	SFD	MJY			6/15/2012	47	8/15/2012	8/14/2012	M	803
SFR	SFD	MJY			6/19/2012	43	8/15/2012	8/18/2012	M	799
SFR	SFD	MJY			6/19/2012	43	8/17/2012	8/18/2012	I	799
SFR	SFD	MJY			6/19/2012	43	8/15/2012	8/18/2012	M	799
SFR	SFD	MJY			6/19/2012	43	8/20/2012	8/18/2012	M	799
SFR	SFD	MJY			6/20/2012	42	8/13/2012	8/19/2012	M	798
SFR	SFD	MJY			6/20/2012	42	10/23/2012	8/19/2012	I	798
SFR	SFD	MJY			6/21/2012	41	8/15/2012	8/20/2012	M	797
SFR	SFD	PRM			6/21/2012	41	7/15/2012	8/20/2012	M	796
SLC	SLC	DBP			6/8/2012	54	9/18/2012	8/7/2012	I	810
SLC	SLC	DBP			6/11/2012	51	7/31/2012	8/10/2012	M	807
SLC	SLC	DBP			6/14/2012	48	8/27/2012	8/13/2012	I	804
SLC	SLC	DBP			6/15/2012	47	8/14/2012	8/14/2012	M	803
SLC	SLC	WLN			6/4/2012	58	8/7/2012	8/3/2012	M	814
SLC	SLC	WLN			6/15/2012	47	8/27/2012	8/14/2012	I	803
SLC	SLC	WLN			6/15/2012	47	7/16/2012	8/14/2012	M	803
SLC	SLC	WLN			6/21/2012	41	8/20/2012	8/20/2012	M	797
SNA	HUT	ADM			6/5/2012	57	8/1/2012	8/4/2012	M	813
SNA	HUT	ADM			6/21/2012	41	7/19/2012	8/20/2012	M	797
SNA	HUT	ADM			6/21/2012	41	7/18/2012	8/20/2012	M	797
SNA	HUT	ADM			6/21/2012	41	8/16/2012	8/20/2012	I	797
SNA	KRN	GDB			6/7/2012	55	6/12/2012	8/6/2012	M	811
SNA	KRN	GDB			6/13/2012	49	6/19/2012	8/12/2012	M	805
SNA	LAR	ADM			6/5/2012	57	9/19/2012	8/4/2012	I	813
SNA	LAR	ADM			6/18/2012	44	8/20/2012	8/17/2012	I	800
SNA	LAR	GDB			6/11/2012	51	8/24/2012	8/10/2012	I	806
SNA	LAR	GDB			6/18/2012	44	8/3/2012	8/17/2012	M	800
SNA	LAR	GDB			6/18/2012	44	8/10/2012	8/17/2012	M	800
SNA	LAR	GDB			6/18/2012	44	8/3/2012	8/17/2012	M	800
SNA	LAR	GDB			6/18/2012	44	8/3/2012	8/17/2012	M	800
SNA	LAR	GDB	6/18/2012	44	8/10/2012	8/17/2012	M	800		
SNA	LAR	GDB	6/18/2012	44	8/3/2012	8/17/2012	M	800		
SNA	LAR	GDB	6/18/2012	44	8/3/2012	8/17/2012	M	800		
SNA	LAR	GDB	6/18/2012	44	8/3/2012	8/17/2012	M	800		
SNA	LAR	GDB	6/18/2012	44	8/3/2012	8/17/2012	M	800		
SNA	LAR	GDB	6/18/2012	44	8/3/2012	8/17/2012	M	800		
SNA	LAR	GDB	6/18/2012	44	8/3/2012	8/17/2012	M	800		
SNA	LAR	GDB	6/18/2012	44	8/3/2012	8/17/2012	M	800		
SNA	LAR	GDB	6/18/2012	44	8/3/2012	8/17/2012	M	800		
SNA	LAR	GDB	6/18/2012	44	8/3/2012	8/17/2012	M	800		
SNA	LAR	GDB	6/18/2012	44	8/3/2012	8/17/2012	M	800		
SNA	LAR	GDB	6/18/2012	44	8/3/2012	8/17/2012	M	800		
SNA	LAR	GDB	6/18/2012	44	8/3/2012	8/17/2012	M	800		
SNA	LAR	GDB	6/18/2012	44	8/3/2012	8/17/2012	M	800		
SNA	LAR	GDB	6/18/2012	44	8/3/2012	8/17/2012	M	800		
SNA	LAR	GDB	6/18/2012	44	8/3/2012	8/17/2012	M	800		
SNA	LAR	GDB	6/18/2012	44	8/3/2012	8/17/2012	M	800		
SNA	LAR	GDB	6/18/2012	44	8/3/2012	8/17/2012	M	800		
SNA	PSD	BAZ	6/12/2012	50	8/2/2012	8/11/2012	M	806		
SNA	PSD	BAZ	6/14/2012	48	8/2/2012	8/13/2012	M	804		
SNA	PSD	DJS	6/5/2012	57	8/8/2012	8/4/2012	I	813		
SNA	PSD	DJS	6/5/2012	57	8/2/2012	8/4/2012	I	813		
SNA	PSD	DJS	6/5/2012	57	9/4/2012	8/4/2012	I	812		
SNA	PSD	DJS	6/5/2012	57	9/25/2012	8/4/2012	I	813		
SNA	PSD	DJS	6/6/2012	56	9/7/2012	8/5/2012	I	812		
SNA	PSD	DJS	6/12/2012	50	8/15/2012	8/11/2012	I	806		
SNA	PSD	DJS	6/12/2012	50	9/19/2012	8/11/2012	I	806		
SNA	PSD	DJS	6/12/2012	50	8/6/2012	8/11/2012	M	806		
SNA	PSD	DJS	6/12/2012	50	8/1/2012	8/11/2012	M	806		
SNA	PSD	DJS	6/12/2012	50	8/6/2012	8/11/2012	M	806		
SNA	PSD	DJS	6/12/2012	50	9/18/2012	8/11/2012	I	806		
SNA	PSD	DJS	6/13/2012	49	8/29/2012	8/12/2012	I	805		
SNA	PSD	DJS	6/13/2012	49	9/12/2012	8/12/2012	I	805		
SNA	PSD	DJS	6/18/2012	44	8/30/2012	8/17/2012	I	800		
SNA	PSD	DJS	6/18/2012	44	8/7/2012	8/17/2012	M	800		
SNA	PSD	DJS	6/18/2012	44	8/6/2012	8/17/2012	M	800		
SNA	PSD	DJS	6/18/2012	44	9/20/2012	8/17/2012	I	800		
SNA	PSD	DJS	6/21/2012	41	8/14/2012	8/20/2012	I	797		
SNA	PSD	DJS	6/21/2012	41	9/5/2012	8/20/2012	I	797		
SNA	PSD	GDB	6/19/2012	43	9/21/2012	8/18/2012	I	798		
SNA	PSD	JDC	6/7/2012	55	8/7/2012	8/5/2012	I	811		
SNA	PSD	JDC	6/8/2012	54	7/18/2012	8/7/2012	M	810		
SNA	PSD	JDC	6/13/2012	49	9/6/2012	8/12/2012	I	805		
SNA	PSD	JDC	6/13/2012	49	8/2/2012	8/12/2012	M	805		
SNA	PSD	JDC	6/14/2012	48	8/30/2012	8/13/2012	I	803		
SNA	PSD	JDC	6/15/2012	47	8/8/2012	8/14/2012	M	803		
SNA	PSD	JDC	6/15/2012	47	8/7/2012	8/14/2012	M	803		
SNA	PSD	JDC	6/22/2012	40	8/15/2012	8/21/2012	I	796		
SNA	PSD	TGC	6/6/2012	56	8/28/2012	8/5/2012	I	812		



Base City Code	Hearing Loc Code	ID Code	Alien Number	Alien Full Name	Rec'd at EOIR Date	Days Pending	Latest Hearing Date	Projected 60th Day	Latest Hearing Calendar Type	Days Pending (2) as of today's date
SNA	PSD	TGC	(b) (6)		6/7/2012	55	9/12/2012	8/6/2012	I	811
SNA	PSD	TGC			6/7/2012	55	8/23/2012	8/6/2012	I	811
SNA	PSD	TGC			6/18/2012	44	8/1/2012	8/17/2012	M	800
SNA	PSD	TGC			6/18/2012	44	8/30/2012	8/17/2012	I	800
SNA	PSD	TGC			6/18/2012	44	8/1/2012	8/17/2012	M	800
SNA	PSD	TGC			6/19/2012	43	8/1/2012	8/18/2012	M	799
SNA	PSD	TGC			6/21/2012	41	8/13/2012	8/20/2012	M	797
SNA	PSD	TGC			6/21/2012	41	9/13/2012	8/20/2012	I	797
SNA	SAD	ADM			6/7/2012	55	8/15/2012	8/6/2012	M	810
SNA	SAD	ADM			6/19/2012	43	8/15/2012	8/18/2012	M	798
SNA	SAD	GPM			8/4/2012	58	8/2/2012	8/3/2012	M	814
SNA	SAD	GPM			6/6/2012	56	8/2/2012	8/5/2012	M	812
SNA	SNA	ADM			6/13/2012	49	5/14/2013	8/12/2012	M	805
SNA	SNA	GDB			6/14/2012	48	2/11/2013	8/13/2012	M	803
SNA	SNA	GDB			6/14/2012	48	2/4/2013	8/13/2012	M	803
SNA	SNA	GDB			6/14/2012	48	2/11/2013	8/13/2012	M	803
SNA	SNA	GDB			6/20/2012	42	3/18/2013	8/19/2012	M	798
SND	CCA	JCL			6/6/2012	56	8/20/2012	8/5/2012	I	812
SND	CCA	JCL			6/6/2012	56	8/21/2012	8/5/2012	M	812
SND	CCA	JCL			6/6/2012	56	8/3/2012	8/5/2012	M	812
SND	CCA	JCL	6/6/2012	56	8/17/2012	8/5/2012	M	812		
SND	CCA	JCL	6/7/2012	55	8/6/2012	8/6/2012	I	811		
SND	CCA	JCL	6/8/2012	54	8/21/2012	8/7/2012	M	810		
SND	CCA	JCL	6/8/2012	54	8/13/2012	8/7/2012	M	810		
SND	CCA	JCL	6/11/2012	51	8/20/2012	8/10/2012	I	807		
SND	CCA	JCL	6/14/2012	48	8/6/2012	8/13/2012	I	804		
SND	CCA	JCL	6/14/2012	48	8/21/2012	8/13/2012	I	803		
SND	CCA	JCL	6/14/2012	48	8/15/2012	8/13/2012	M	804		
SND	CCA	JCL	6/15/2012	47	8/21/2012	8/14/2012	M	803		
SND	CCA	JCL	6/15/2012	47	8/1/2012	8/14/2012	M	803		
SND	CCA	JCL	6/15/2012	47	8/9/2012	8/14/2012	M	803		
SND	CCA	JCL	6/15/2012	47	8/9/2012	8/14/2012	M	803		
SND	CCA	RMS	6/6/2012	56	8/27/2012	8/5/2012	M	812		
SND	CCA	RMS	6/6/2012	56	8/1/2012	8/5/2012	I	811		
SND	CCA	RMS	6/6/2012	56	8/6/2012	8/5/2012	I	812		
SND	CCA	RMS	6/6/2012	56	8/27/2012	8/5/2012	M	812		
SND	CCA	RMS	6/6/2012	56	8/13/2012	8/5/2012	M	812		
SND	CCA	RMS	6/6/2012	56	8/13/2012	8/5/2012	M	812		
SND	CCA	RMS	6/11/2012	51	8/13/2012	8/10/2012	M	807		
SND	CCA	RMS	6/11/2012	51	8/2/2012	8/10/2012	M	807		
SND	CCA	RMS	6/12/2012	50	8/27/2012	8/11/2012	M	806		
SND	CCA	RMS	6/12/2012	50	8/16/2012	8/11/2012	M	806		
SND	CCA	RMS	6/12/2012	50	8/2/2012	8/11/2012	M	806		
SND	CCA	RMS	6/13/2012	49	7/31/2012	8/12/2012	I	805		
SND	CCA	RMS	6/14/2012	48	8/2/2012	8/13/2012	M	804		
SND	CCA	RMS	6/20/2012	42	8/2/2012	8/19/2012	M	798		
SND	CCA	RMS	6/20/2012	42	8/3/2012	8/19/2012	M	798		
SND	CCA	RMS	6/20/2012	42	8/3/2012	8/19/2012	M	798		
SND	CCA	RMS	6/20/2012	42	8/13/2012	8/19/2012	M	798		
SND	CCA	RMS	6/20/2012	42	9/10/2012	8/19/2012	M	798		
SND	CCA	RMS	6/20/2012	42	8/13/2012	8/19/2012	M	798		
SND	CCA	RMS	6/21/2012	41	8/14/2012	8/20/2012	I	796		
SND	CCA	RMS	6/21/2012	41	8/2/2012	8/20/2012	M	797		
SND	CCA	RMS	6/22/2012	40	8/2/2012	8/21/2012	M	796		
SND	CCA	RMS	6/22/2012	40	8/3/2012	8/21/2012	M	796		
SND	CCA	RMS	6/22/2012	40	8/3/2012	8/21/2012	M	796		
SND	CCA	RMS	6/22/2012	40	8/3/2012	8/21/2012	M	796		
SND	CCA	RMS	6/22/2012	40	8/3/2012	8/21/2012	M	796		
SND	CCA	ZZD	6/4/2012	58	8/15/2012	8/3/2012	M	814		
SND	CCA	ZZD	6/5/2012	57	8/8/2012	8/4/2012	M	813		
SND	CCA	ZZD	6/5/2012	57	8/15/2012	8/4/2012	M	813		
SND	CCA	ZZD	6/5/2012	57	8/15/2012	8/4/2012	M	813		
SND	CCA	ZZD	6/11/2012	51	8/15/2012	8/10/2012	M	807		
SND	CCA	ZZD	6/15/2012	47	10/29/2012	8/14/2012	I	803		
SND	CCA	ZZD	6/15/2012	47	8/8/2012	8/14/2012	M	802		
SND	CCA	ZZD	6/20/2012	42	8/8/2012	8/19/2012	M	798		
SND	CCA	ZZD	6/20/2012	42	8/8/2012	8/19/2012	M	798		
SND	CCA	ZZD	6/22/2012	40	8/8/2012	8/21/2012	M	796		
SND	CCA	ZZD	6/22/2012	40	8/20/2012	8/21/2012	M	796		
SND	CCA	ZZD	6/22/2012	40	8/20/2012	8/21/2012	M	796		
SND	CCA	ZZD	6/22/2012	40	8/20/2012	8/21/2012	M	796		
TAC	AIR	HO	6/6/2012	56	8/9/2012	8/5/2012	M	812		
TAC	AIR	HO	6/8/2012	54	8/16/2012	8/7/2012	M	810		
TAC	AIR	HO	6/15/2012	47	8/2/2012	8/14/2012	M	803		
TAC	AIR	HO	6/15/2012	47	8/8/2012	8/14/2012	M	803		
TAC	AIR	HO	6/18/2012	44	7/10/2012	8/17/2012	M	800		
TAC	AIR	HO	6/18/2012	44	8/20/2012	8/17/2012	M	800		

Case City Code	Hearing Loc Code	IJ Code	Allen Number	Allen Full Name	Rec'd at EOIR Date	Days Pending	Latest Hearing Date	Projected 60th Day	Latest Hearing Calendar Type	Days Pending(2) as of today's date
TAC	AIR	HO	(b) (6)		6/19/2012	43	8/15/2012	8/18/2012	M	799
TAC	AIR	HO			6/21/2012	41	8/7/2012	8/20/2012	M	797
TAC	AIR	HO			6/22/2012	40	8/8/2012	8/21/2012	M	796
TAC	AIR	TLF			6/4/2012	58	8/6/2012	8/3/2012	M	814
TAC	AIR	TLF			6/8/2012	54	8/9/2012	8/7/2012	M	810
TAC	AIR	TLF			6/8/2012	54	8/6/2012	8/7/2012	M	810
TAC	AIR	TLF			6/8/2012	54	8/6/2012	8/7/2012	M	810
TAC	AIR	TLF			6/11/2012	51	8/7/2012	8/10/2012	M	807
TAC	AIR	TLF			6/12/2012	50	8/21/2012	8/11/2012	M	806
TAC	AIR	TLF			6/13/2012	49	8/7/2012	8/12/2012	M	805
TAC	AIR	TLF			6/13/2012	49	8/7/2012	8/12/2012	M	805
TAC	AIR	TLF			6/13/2012	49	8/8/2012	8/12/2012	M	805
TAC	AIR	TLF			6/14/2012	48	11/20/2012	8/13/2012	I	804
TAC	AIR	TLF			6/14/2012	48	8/22/2012	8/13/2012	M	804
TAC	AIR	TLF			6/14/2012	48	8/28/2012	8/13/2012	M	804
TAC	AIR	TLF			6/14/2012	48	8/16/2012	8/13/2012	M	804
TAC	AIR	TLF			6/15/2012	47	8/9/2012	8/14/2012	M	803
TAC	AIR	TLF			6/15/2012	47	8/15/2012	8/14/2012	M	803
TAC	AIR	TLF			6/15/2012	47	8/8/2012	8/14/2012	M	803
TAC	AIR	TLF			6/15/2012	47	8/13/2012	8/14/2012	M	803
TAC	AIR	TLF			6/15/2012	47	8/7/2012	8/14/2012	M	803
TAC	AIR	TLF			6/15/2012	47	8/9/2012	8/14/2012	M	803
TAC	AIR	TLF			6/15/2012	47	8/14/2012	8/14/2012	M	803
TAC	AIR	TLF			6/15/2012	47	8/7/2012	8/14/2012	M	803
TAC	AIR	TLF			6/15/2012	47	8/7/2012	8/14/2012	M	803
TAC	AIR	TLF			6/15/2012	47	8/8/2012	8/14/2012	M	803
TAC	AIR	TLF			6/15/2012	47	8/13/2012	8/14/2012	M	803
TAC	AIR	TLF			6/15/2012	47	8/13/2012	8/14/2012	M	803
TAC	AIR	TLF			6/15/2012	47	8/13/2012	8/14/2012	M	803
TAC	AIR	TLF			6/18/2012	44	8/20/2012	8/17/2012	M	800
TAC	AIR	TLF			6/18/2012	44	8/9/2012	8/17/2012	M	800
TAC	AIR	TLF			6/18/2012	44	8/13/2012	8/17/2012	M	800
TAC	AIR	TLF			6/18/2012	44	8/1/2012	8/17/2012	M	800
TAC	AIR	TLF			6/18/2012	44	8/7/2012	8/17/2012	M	800
TAC	AIR	TLF			6/19/2012	43	8/9/2012	8/18/2012	M	799
TAC	AIR	TLF			6/20/2012	42	8/16/2012	8/19/2012	M	798
TAC	AIR	TLF			6/20/2012	42	8/9/2012	8/19/2012	M	798
TAC	AIR	TLF			6/21/2012	41	8/16/2012	8/20/2012	M	797
TAC	AIR	TLF			6/21/2012	41	8/9/2012	8/20/2012	M	797
TAC	AIR	TLF			6/21/2012	41	8/14/2012	8/20/2012	M	797
TAC	AIR	TLF			6/21/2012	41	8/15/2012	8/20/2012	M	797
TAC	AIR	TLF			6/22/2012	40	8/7/2012	8/21/2012	M	796
TAC	AIR	TLF			6/22/2012	40	8/6/2012	8/21/2012	M	796
TAC	AIR	TLF			6/22/2012	40	8/14/2012	8/21/2012	M	796
TAC	AIR	TSC			6/5/2012	57	8/2/2012	8/4/2012	M	813
TAC	AIR	TSC			6/5/2012	57	8/2/2012	8/4/2012	M	813
TAC	AIR	TSC			6/6/2012	56	8/8/2012	8/5/2012	M	812
TAC	AIR	TSC			6/6/2012	56	8/9/2012	8/5/2012	M	812
TAC	AIR	TSC			6/6/2012	56	10/24/2012	8/5/2012	I	812
TAC	AIR	TSC			6/6/2012	56	8/13/2012	8/5/2012	M	812
TAC	AIR	TSC	6/7/2012	55	8/14/2012	8/6/2012	M	810		
TAC	AIR	TSC	6/8/2012	54	8/9/2012	8/7/2012	M	810		
TAC	AIR	TSC	6/8/2012	54	8/2/2012	8/7/2012	M	810		
TAC	AIR	TSC	6/8/2012	54	8/15/2012	8/7/2012	M	810		
TAC	AIR	TSC	6/8/2012	54	8/15/2012	8/7/2012	M	810		
TAC	AIR	TSC	6/8/2012	54	8/15/2012	8/7/2012	M	810		
TAC	AIR	TSC	6/12/2012	50	9/11/2012	8/11/2012	M	806		
TAC	AIR	TSC	6/12/2012	50	8/22/2012	8/11/2012	M	806		
TAC	AIR	TSC	6/12/2012	50	8/15/2012	8/11/2012	M	806		
TAC	AIR	TSC	6/13/2012	49	8/14/2012	8/12/2012	M	805		
TAC	AIR	TSC	6/14/2012	48	8/21/2012	8/13/2012	M	804		
TAC	AIR	TSC	6/14/2012	48	11/13/2012	8/13/2012	I	804		
TAC	AIR	TSC	6/14/2012	48	8/22/2012	8/13/2012	M	804		
TAC	AIR	TSC	6/14/2012	48	8/20/2012	8/13/2012	M	804		
TAC	AIR	TSC	6/14/2012	48	8/8/2012	8/13/2012	M	804		
TAC	AIR	TSC	6/14/2012	48	8/20/2012	8/13/2012	M	804		
TAC	AIR	TSC	6/14/2012	48	8/16/2012	8/13/2012	M	804		
TAC	AIR	TSC	6/14/2012	48	8/21/2012	8/13/2012	M	804		
TAC	AIR	TSC	6/14/2012	48	8/16/2012	8/13/2012	M	804		
TAC	AIR	TSC	6/14/2012	48	8/16/2012	8/13/2012	M	804		
TAC	AIR	TSC	6/14/2012	48	8/22/2012	8/13/2012	M	804		
TAC	AIR	TSC	6/15/2012	47	11/14/2012	8/14/2012	I	803		
TAC	AIR	TSC	6/15/2012	47	8/21/2012	8/14/2012	M	803		
TAC	AIR	TSC	6/15/2012	47	8/8/2012	8/14/2012	M	803		
TAC	AIR	TSC	6/15/2012	47	8/23/2012	8/14/2012	M	803		
TAC	AIR	TSC	6/15/2012	47	8/23/2012	8/14/2012	M	803		

Base City Code	Hearing Loc Code	IJ Code	Allen Number	Allen Full Name	Rec'd at EDR Date	Days Pending	Latest Hearing Date	Projected 60th Day	Latest Hearing Calendar Type	Days Pending(2) as of today's date
TAC	AIR	TSC	(b) (6)	(6)	6/15/2012	47	8/8/2012	8/14/2012	M	803
TAC	AIR	TSC			6/15/2012	47	8/8/2012	8/14/2012	M	803
TAC	AIR	TSC			6/18/2012	44	9/11/2012	8/17/2012	I	800
TAC	AIR	TSC			6/18/2012	44	8/24/2012	8/17/2012	M	800
TAC	AIR	TSC			6/18/2012	44	8/23/2012	8/17/2012	M	800
TAC	AIR	TSC			6/19/2012	43	8/22/2012	8/18/2012	M	799
TAC	AIR	TSC			6/19/2012	43	8/27/2012	8/18/2012	M	799
TAC	AIR	TSC			6/19/2012	43	8/24/2012	8/18/2012	M	799
TAC	AIR	TSC			6/21/2012	41	8/9/2012	8/20/2012	M	797
TAC	AIR	TSC			6/21/2012	41	8/22/2012	8/20/2012	M	797
TAC	AIR	TSC			6/22/2012	40	8/29/2012	8/21/2012	M	796
TAC	AIR	TSC			6/22/2012	40	8/28/2012	8/21/2012	M	796
TAC	AIR	TSC			6/22/2012	40	8/28/2012	8/21/2012	M	796
TAC	AIR	TSC			6/22/2012	40	8/28/2012	8/21/2012	M	796
TAC	AIR	TSC			6/22/2012	40	10/17/2012	8/21/2012	I	796
TUC	TUC	SHK			6/12/2012	50	4/9/2013	8/11/2012	M	805
WAS	WAD	JMB			6/4/2012	58	8/30/2012	8/3/2012	M	814
WAS	WAD	JMB			6/4/2012	58	8/30/2012	8/3/2012	M	814
WAS	WAD	JMB			6/4/2012	58	9/6/2012	8/3/2012	M	814
WAS	WAD	JMB			6/5/2012	57	8/30/2012	8/4/2012	M	813
WAS	WAD	JMB			6/6/2012	56	9/8/2012	8/5/2012	M	812
WAS	WAD	JMB			6/6/2012	56	8/23/2012	8/5/2012	M	812
WAS	WAD	JMB			6/7/2012	55	8/30/2012	8/6/2012	M	811
WAS	WAD	JMB			6/12/2012	50	8/30/2012	8/11/2012	M	806
WAS	WAD	JMB			6/12/2012	50	8/23/2012	8/11/2012	M	806
WAS	WAD	JMB	6/13/2012	49	8/23/2012	8/12/2012	M	805		
WAS	WAD	JMB	6/14/2012	48	9/6/2012	8/13/2012	M	804		
WAS	WAD	JMB	6/14/2012	48	9/6/2012	8/13/2012	M	804		
WAS	WAD	JMB	6/14/2012	48	9/6/2012	8/13/2012	M	804		
WAS	WAD	JMB	6/14/2012	48	8/2/2012	8/13/2012	M	804		
WAS	WAD	JMB	6/14/2012	48	8/2/2012	8/13/2012	M	804		
WAS	WAD	JMB	6/15/2012	47	8/23/2012	8/14/2012	M	803		
WAS	WAD	JMB	6/15/2012	47	8/23/2012	8/14/2012	M	803		
WAS	WAD	JMB	6/15/2012	47	8/23/2012	8/14/2012	M	803		
WAS	WAD	JMB	6/18/2012	44	8/30/2012	8/17/2012	M	800		
WAS	WAD	JMB	6/18/2012	44	8/2/2012	8/17/2012	M	800		
WAS	WAD	JMB	6/19/2012	43	8/23/2012	8/18/2012	M	799		
WAS	WAD	JMB	6/19/2012	43	8/23/2012	8/18/2012	M	799		
WAS	WAD	JMB	6/19/2012	43	9/6/2012	8/18/2012	M	799		
WAS	WAD	JMB	6/19/2012	43	9/6/2012	8/18/2012	M	799		
WAS	WAD	JMB	6/20/2012	42	9/20/2012	8/19/2012	M	798		
WAS	WAD	JMB	6/20/2012	42	9/6/2012	8/19/2012	M	798		
WAS	WAD	JMB	6/22/2012	40	9/13/2012	8/21/2012	M	796		
WAS	WAD	LOB	6/4/2012	58		8/3/2012			814	
WAS	WAD	LOB	6/4/2012	58	8/24/2012	8/3/2012	M	814		
WAS	WAD	LOB	6/4/2012	58	8/24/2012	8/3/2012	M	814		
WAS	WAD	LOB	6/4/2012	58	8/30/2012	8/3/2012	M	814		
WAS	WAD	LOB	6/5/2012	57	8/24/2012	8/4/2012	M	813		
WAS	WAD	LOB	6/5/2012	57	8/24/2012	8/4/2012	M	813		
WAS	WAD	LOB	6/5/2012	57	8/24/2012	8/4/2012	M	813		
WAS	WAD	LOB	6/6/2012	56	9/14/2012	8/5/2012	I	812		
WAS	WAD	LOB	6/6/2012	56	8/17/2012	8/5/2012	M	812		
WAS	WAD	LOB	6/6/2012	56	8/10/2012	8/5/2012	M	812		
WAS	WAD	LOB	6/6/2012	56	8/10/2012	8/5/2012	M	812		
WAS	WAD	LOB	6/6/2012	56	7/6/2012	8/5/2012	M	812		
WAS	WAD	LOB	6/8/2012	54	9/7/2012	8/7/2012	M	810		
WAS	WAD	LOB	6/11/2012	51	3/1/2013	8/10/2012	I	807		
WAS	WAD	LOB	6/11/2012	51	9/7/2012	8/10/2012	M	807		
WAS	WAD	LOB	6/11/2012	51	8/24/2012	8/10/2012	M	807		
WAS	WAD	LOB	6/11/2012	51	8/24/2012	8/10/2012	M	807		
WAS	WAD	LOB	6/11/2012	51	8/24/2012	8/10/2012	M	807		
WAS	WAD	LOB	6/11/2012	51	9/7/2012	8/10/2012	M	807		
WAS	WAD	LOB	6/11/2012	51	9/7/2012	8/10/2012	M	807		
WAS	WAD	LOB	6/11/2012	51	9/7/2012	8/10/2012	M	807		
WAS	WAD	LOB	6/11/2012	51	8/24/2012	8/10/2012	M	807		
WAS	WAD	LOB	6/11/2012	51	9/7/2012	8/10/2012	M	807		
WAS	WAD	LOB	6/12/2012	50	9/7/2012	8/11/2012	M	806		
WAS	WAD	LOB	6/12/2012	50	9/7/2012	8/11/2012	M	806		
WAS	WAD	LOB	6/12/2012	50	9/7/2012	8/11/2012	M	806		
WAS	WAD	LOB	6/13/2012	49	9/7/2012	8/12/2012	M	805		
WAS	WAD	LOB	6/18/2012	44	8/24/2012	8/17/2012	M	800		
WAS	WAD	LOB	6/19/2012	43	8/10/2012	8/18/2012	M	799		
WAS	WAD	LOB	6/19/2012	43	8/10/2012	8/18/2012	M	799		
WAS	WAD	LOB	6/20/2012	42	8/24/2012	8/19/2012	M	798		
WAS	WAD	LOB	6/22/2012	40		8/21/2012			796	

Base City Code	Hearing Loc Code	IJ Code	Alien Number	Alien Full Name	Rec'd at EOIR Date	Days Pending	Latest Hearing Date	Projected 60th Day	Latest Hearing Calendar Type	Days Pending(2) as of today's date
WAS	WAD	PWS	(b) (6)		6/4/2012	58	8/22/2012	8/3/2012	M	814
WAS	WAD	PWS			6/4/2012	58	8/8/2012	8/3/2012	M	814
WAS	WAD	PWS			6/5/2012	57	8/8/2012	8/4/2012	M	813
WAS	WAD	PWS			6/5/2012	56	8/22/2012	8/5/2012	M	812
WAS	WAD	PWS			6/6/2012	56	8/8/2012	8/5/2012	M	812
WAS	WAD	PWS			6/7/2012	55	8/22/2012	8/6/2012	M	811
WAS	WAD	PWS			6/11/2012	51	8/22/2012	8/10/2012	M	807
WAS	WAD	PWS			6/13/2012	49	12/3/2012	8/12/2012	I	805
WAS	WAD	PWS			6/20/2012	42	8/29/2012	8/19/2012	M	797
WAS	WAD	PWS			6/20/2012	42	8/8/2012	8/19/2012	M	798
WAS	WAD	PWS			6/22/2012	40	9/5/2012	8/21/2012	M	796
WAS	WAD	PWS			6/22/2012	40	9/5/2012	8/21/2012	M	796
WAS	WAD	PWS			6/22/2012	40	9/12/2012	8/21/2012	M	796
WAS	WAD	RHC			6/4/2012	58	9/11/2012	8/3/2012	M	814
WAS	WAD	RHC			6/7/2012	55	11/5/2012	8/6/2012	M	810
WAS	WAD	RHC			6/7/2012	55	8/7/2012	8/6/2012	M	811
WAS	WAD	RHC			6/7/2012	55	8/7/2012	8/6/2012	M	811
WAS	WAD	RHC			6/7/2012	55	8/7/2012	8/6/2012	M	811
WAS	WAD	RHC			6/11/2012	51	8/21/2012	8/10/2012	M	807
WAS	WAD	RHC			6/12/2012	50	8/14/2012	8/11/2012	M	806
WAS	WAD	RHC	6/12/2012	50	8/7/2012	8/11/2012	M	806		
WAS	WAD	RHC	6/12/2012	50	8/14/2012	8/11/2012	M	806		
WAS	WAD	RHC	6/15/2012	47	9/11/2012	8/14/2012	M	803		
WAS	WAD	RHC	6/18/2012	44	8/7/2012	8/17/2012	M	800		
WAS	WAD	RHC	6/19/2012	43	8/7/2012	8/18/2012	M	799		
WAS	WAD	RHC	6/19/2012	43	8/14/2012	8/18/2012	M	799		
WAS	WAD	RHC	6/19/2012	43	8/7/2012	8/18/2012	M	799		
WAS	WAD	RHC	6/21/2012	41	9/4/2012	8/20/2012	M	797		
WAS	WAD	RHC	6/21/2012	41	9/11/2012	8/20/2012	M	797		
WAS	WAD	RHC	6/21/2012	41	9/4/2012	8/20/2012	M	797		
WAS	WAD	RHC	6/21/2012	41	9/11/2012	8/20/2012	M	797		
WAS	WAD	RHC	6/21/2012	41	9/4/2012	8/20/2012	M	797		
WAS	WAD	RHC	6/22/2012	40	9/11/2012	8/21/2012	M	796		
WAS	WAD	RHC	6/22/2012	40	9/4/2012	8/21/2012	M	796		
WAS	WAD	TGS	6/4/2012	58	8/9/2012	8/3/2012	M	814		
WAS	WAD	TGS	6/4/2012	58	12/10/2012	8/3/2012	I	814		
WAS	WAD	TGS	6/4/2012	58	12/3/2012	8/3/2012	I	814		
WAS	WAD	TGS	6/6/2012	56	7/5/2012	8/5/2012	M	812		
WAS	WAD	TGS	6/6/2012	56	8/9/2012	8/5/2012	M	812		
WAS	WAD	TGS	6/14/2012	48	8/9/2012	8/13/2012	M	804		
WAS	WAD	TGS	6/14/2012	48	8/16/2012	8/13/2012	M	804		
WAS	WAD	TGS	6/14/2012	48	8/9/2012	8/13/2012	M	804		
WAS	WAD	TGS	6/14/2012	48	8/9/2012	8/13/2012	M	804		
WAS	WAD	TGS	6/15/2012	47	8/9/2012	8/14/2012	M	803		
WAS	WAD	TGS	6/15/2012	47	8/9/2012	8/14/2012	M	803		
WAS	WAD	TGS	6/18/2012	44	8/9/2012	8/17/2012	M	800		
WAS	WAD	TGS	6/18/2012	44	8/9/2012	8/17/2012	M	800		
WAS	WAD	TGS	6/18/2012	44	8/9/2012	8/17/2012	M	800		
WAS	WAD	TGS	6/18/2012	44	8/9/2012	8/17/2012	M	800		
WAS	WAD	TGS	6/18/2012	44	8/16/2012	8/17/2012	M	800		
WAS	WAD	TGS	6/19/2012	43	8/16/2012	8/18/2012	M	799		
WAS	WAD	TGS	6/20/2012	42	1/14/2013	8/19/2012	I	797		
WAS	WAD	TGS	6/22/2012	40	8/23/2012	8/21/2012	M	796		
WAS	WAD	TGS	6/22/2012	40	8/23/2012	8/21/2012	M	796		
WAS	WAD	WI	6/4/2012	58	8/7/2012	8/3/2012	M	814		
WAS	WAD	WI	6/4/2012	58	8/7/2012	8/3/2012	M	814		
WAS	WAD	WI	6/6/2012	56	8/7/2012	8/5/2012	M	812		
WAS	WAD	WI	6/11/2012	51	8/14/2012	8/10/2012	M	807		
WAS	WAD	WI	6/11/2012	51	10/2/2012	8/10/2012	I	807		
WAS	WAD	WI	6/11/2012	51	8/21/2012	8/10/2012	M	807		
WAS	WAD	WI	6/11/2012	51	8/7/2012	8/10/2012	M	807		
WAS	WAD	WI	6/11/2012	51	8/7/2012	8/10/2012	M	807		
WAS	WAD	WI	6/11/2012	51	8/7/2012	8/10/2012	M	807		
WAS	WAD	WI	6/14/2012	48	8/14/2012	8/13/2012	M	803		
WAS	WAD	WI	6/15/2012	47	8/7/2012	8/14/2012	M	803		
WAS	WAD	WI	6/15/2012	47	8/7/2012	8/14/2012	M	803		
WAS	WAD	WI	6/19/2012	43	8/7/2012	8/18/2012	M	799		
WAS	WAD	WI	6/19/2012	43	8/7/2012	8/18/2012	M	799		
WAS	WAD	WI	6/22/2012	40	8/21/2012	8/21/2012	M	796		
YOR	BER	ARA	6/12/2012	50	8/30/2012	8/11/2012	M	806		
YOR	PIK	ARA	6/12/2012	50	8/6/2012	8/11/2012	M	806		
YOR	PIK	ARA	6/12/2012	50	8/20/2012	8/11/2012	M	806		
YOR	PIK	ARA	6/12/2012	50	8/13/2012	8/11/2012	M	806		

Base City Code	Hearing Loc Code	IJ Code	Alien Number	Alien Full Name	Rec'd at EOIR Date	Days Pending	Latest Hearing Date	Projected 60th Day	Latest Hearing Calendar Type	Days Pending(2) as of today's date
YOR	PIK	DH	(b) (6)		6/19/2012	43	9/12/2012	8/18/2012	I	798
YOR	PIK	WAD			6/8/2012	54	8/9/2012	8/7/2012	M	810
YOR	PIK	WAD			6/15/2012	47	8/9/2012	8/14/2012	M	803
YOR	PIK	WAD			6/20/2012	42	8/2/2012	8/19/2012	M	798
YOR	PIK	WAD			6/22/2012	40	8/16/2012	8/21/2012	M	796
YOR	YOR	ARA			6/8/2012	54	8/7/2012	8/7/2012	M	810
YOR	YOR	ARA			6/12/2012	50	8/9/2012	8/11/2012	M	806
YOR	YOR	ARA			6/14/2012	48	8/6/2012	8/13/2012	M	804
YOR	YOR	ARA			6/14/2012	48	8/7/2012	8/13/2012	M	804
YOR	YOR	ARA			6/14/2012	48	8/13/2012	8/13/2012	M	804
YOR	YOR	ARA			6/19/2012	43	8/7/2012	8/18/2012	M	799
YOR	YOR	ARA			6/20/2012	42	11/1/2012	8/19/2012	I	798
YOR	YOR	DH			6/13/2012	49	9/10/2012	8/12/2012	I	805
YOR	YOR	DH			6/14/2012	48	9/13/2012	8/13/2012	I	804
YOR	YOR	WAD			6/6/2012	56	9/12/2012	8/5/2012	M	812
YOR	YOR	WAD			6/6/2012	56	10/16/2012	8/5/2012	I	812
YOR	YOR	WAD			6/8/2012	54	8/13/2012	8/7/2012	M	810
YOR	YOR	WAD			6/13/2012	49	8/14/2012	8/12/2012	M	805
YOR	YOR	WAD			6/14/2012	48	9/4/2012	8/13/2012	M	804
YOR	YOR	WAD			6/14/2012	48	8/13/2012	8/13/2012	M	804
YOR	YOR	WAD			6/14/2012	48	8/13/2012	8/13/2012	M	804
YOR	YOR	WAD			6/14/2012	48	8/7/2012	8/13/2012	M	804
YOR	YOR	WAD			6/15/2012	47	9/12/2012	8/14/2012	M	803
YOR	YOR	WAD			6/19/2012	43	8/13/2012	8/18/2012	M	799

## Lawhorn, Suleana (EOIR)

**From:** Smith, Gary (EOIR)  
**Sent:** Wednesday, March 02, 2011 2:19 PM  
**To:** Kelly, Ed (EOIR)  
**Subject:** RE: ACJ Meeting Follow-Up

Ed, here's what I have done or am planning to do with the various courts to better improve processing of detained cases:

I sent a message with the various reports to every judge hearing detained cases and their CA's similar to the below:

**From:** Smith, Gary (EOIR)  
**Sent:** Monday, February 07, 2011 12:32 PM  
**To:** (b) (6)  
**Cc:** (b) (6)  
**Subject:** FW: Detained Pending Cases Report (Cognos 8)

Judges, as the third and fourth attachments indicate, you are all working very hard on detained cases to help our Agency meet the Attorney General's High Priority Performance Goal of completing 85% of detained cases within 60 days, as well as to handle all cases fairly and efficiently. I know that you are doing that. The first attachment (at pages 363-374) has the Arlington detained cases currently pending and the number of days elapsed since receipt by EOIR. (b) (6) will ensure that a copy is printed out for each judge of his detained cases so that you will know where each detained case stands. This is going to require a watchful eye by all on these cases, as well as accurate coding, particularly when a case is adjourned for a reason which permits an exemption code. Thanks for your help on these.

**Gary W. Smith**  
**Assistant Chief Immigration Judge**

(b) (6)

For specific courts:

- (1) Arlington: We are at 87% in Jan. for Arlington Detained (1<sup>st</sup> Qtr FY11 was 80%). I talked individually with each of the judges. None expressed the desire to hear all detained cases alone or as a primary. I decided to leave it alone since it appears to be working pretty well. We need a second VTC and hearing room on the DHS end so that we could do more than one detained hearing at a time.
- (2) Atlanta: We are hurting in Atlanta (Atlanta Detained: 63% and Atlanta 37%)(1<sup>st</sup> Qtr FY11 was 59% and 66%). We just at the end of January weaned Judge (b) (6) Immigration Court. So, he is now doing exclusively Atlanta detained cases. We are modifying the agendas for Judge (b) (6) and Judge (b) (6) to have Judge (b) (6) doing detained master calendars four sessions a week. If needed, I will increase that. Judge (b) (6) also does detained merits hearings and I have told the CA to dedicate both these judges to detained cases. We have four IJ's there now. One is dysfunctional for several reasons. If we get a fifth IJ, we will be in excellent shape (b) (6) may be coming our way, I hope).
- (3) Baltimore: Baltimore is at 92% (1<sup>st</sup> Qtr FY11 was 91%). There is no reason to do anything. There are only a couple of detained locations and it appears around 1000 cases a year. All IJ's do detained hearings.
- (4) Boston: We are using all six IJ's to hear detained cases. We are at 84% for January (1<sup>st</sup> Qtr FY11 was 78%). When (b) (6) comes on board, I plan to make him the primary detained judge and Judge (b) (6) the secondary detained judge. I believe this will make everyone's lives better there and provide greater accountability in two judges. If Judge (b) (6) leaves this summer, I will need to focus (b) (6) on Boston cases. I will send the new (b) (6) judge (b) (6) to train with Judge (b) (6). We are establishing one detained hearing location code to better track these cases. They are done by video and in person from three or more jail locations. I plan to make this a video docket for the two judges.
- (5) Charlotte: No detained docket—we only do some bond redetermination hearings.
- (6) Cleveland: We're very close in Cleveland at around 82% for the three detention locations (94% for the principal location in 1<sup>st</sup> Qtr FY11). All three IJ's hear detained cases and do SRO's. Our detained caseload there is surprisingly large. One problem we have had is air time on the DHS end. I have asked ERO there for an additional hearing location and VTC so that we can do three detained hearings at a time, if needed. All detained cases are done by video as the District Court doesn't permit us to bring detainees into the building.

- (7) Elizabeth: We are at 94% for detention cases (92% for 1<sup>st</sup> Qtr FY11). The CA keeps all the cases within two months and polices this regularly. She moves the cases back in for the two judges as needed. Both Judges (b) (6) are excellent with these cases.
- (8) Hartford: No detained cases—all are done for New England in Boston as the State of Connecticut doesn't want to house ICE detainees in their State.
- (9) HQIC: HQIC does detained cases from Chicago, Bloomington, and other locations (all merits) but they are accounted for at the base city court.
- (10) Newark: We are at 83% in Newark for detained cases (77% for 1<sup>st</sup> Qtr FY11). Judge (b) (6) just began in December 2010 as the secondary detained judge in Newark, assisting Judge (b) (6) who does a terrific job with this calendar. We moved the detained calendar (over 2000 cases plus about 1700 bond hearings a year) to Judge (b) (6) in late 2009 when she volunteered. Before, I had to depend on at least one problematic judge and several who were out at various times, which caused hiccups. I believe we will do even better with the second judge now on board. Previously (b) (6) had been the secondary. The hearings are done by video from three county jails. This will be the site of the new mega-center, and we need to keep that in mind. I have asked ERO for an additional hearing room on the DHS end so that we can do more than one hearing at a time from one location.
- (11) Philadelphia: No detained docket or bond hearings
- (12) Stewart: We are at 94% for Stewart (93% for 1<sup>st</sup> Qtr FY11) and there is no need to do anything. Both new IJ's hear detained calendars every day and bond hearings every morning. Judge (b) (6) is the backup for either of the two judges at Stewart when either is out.
- (13) York: We are at 93% for the largest contributor of cases (York County Prison)(85% for 1<sup>st</sup> Qtr FY11) and the other locations vary from 74% to 91%. I'm not sure what else I can do here. I have two judges hearing cases every day and have a one-week detail judge each month hearing merits cases. Judge (b) (6) the third IJ, is on the transfer list to East Mesa.

At each location, we have specific legal assistants or clerks helping the detained judges. We can put what available resources we have toward these.

**From:** Kelly, Ed (EOIR)

**Sent:** Wednesday, March 02, 2011 9:30 AM

**To:** Burr, Sarah (EOIR); Dean, Larry R. (EOIR); Dufresne, Jill (EOIR); Fong, Thomas (EOIR); Keller, Mary Beth (EOIR); Smith, Gary (EOIR); Stockton, Bette (EOIR); Sukkar, Elisa (EOIR); Weil, Jack (EOIR)

**Cc:** O'Leary, Brian (EOIR); McGoings, Michael (EOIR); Ortiz-Ang, Susana (EOIR); Rosen, Scott (EOIR)

**Subject:** ACIJ Meeting Follow-Up

ACIJs,

Greetings all. Below please find follow-up items and reminders from yesterday's ACIJ meeting:

1. **Non-Responsive**
2. Please describe/list all steps you are taking, or have taken in recent months, to increase the volume or efficiency of agency resources directed to detained hearings, and provide your list to Ed Kelly before next Tuesday, March 8.
3. **Non-Responsive**
4. **Non-Responsive**
5. **Non-Responsive**

Thanks and Cheers,

-Ed

**Lawhorn, Suleana (EOIR)**

---

**From:** Weil, Jack (EOIR)  
**Sent:** Thursday, March 03, 2011 1:53 PM  
**To:** Kelly, Ed (EOIR)  
**Cc:** O'Leary, Brian (EOIR)  
**Subject:** RE: ACIJ Meeting Follow-Up

Ed,

I am taking, have taken, or am planning to take the following actions in response to number 2 on your list of follow up items (describe/list all steps you are taking, or have taken in recent months, to increase the volume or efficiency of agency resources directed to detained hearings):

- A. Have a non-detained judge fill in for a detained judge for any leave period exceeding 8 hours.
- B. Request DHS space in the detention facility to set up an additional VTC unit.
- C. Provide IJ's in the 9<sup>th</sup> circuit with OIL and O'Leary Ramos guidance and ask them to decide whether they are willing to resume stipulated removals.
- D. Set up stipulated removal compliance hearings (b) (5) if IJ's not willing to do straight stips.
- E. Set up additional weekly prompt hearings to address identified non-contested removal cases.
- F. Convert certain individual hearing time into master calendar hearing time to reduce the 17-18 day delay in getting to a first master calendar hearing.
- G. Alternate administrative time for detained and non-detained sites to allow non-detained judges to hearing detained cases via VTC during non-detained judges' administrative time when the detained courts are not in use.
- H. Have non-detained judges hear detained cases on the detained judge's CWS day via VTC.
- I. Provide additional JLC resources to detained sites to assist in completing complex detained matters.

Thank you,  
Jack

---

**From:** Kelly, Ed (EOIR)  
**Sent:** Wednesday, March 02, 2011 9:30 AM  
**To:** Burr, Sarah (EOIR); Dean, Larry R. (EOIR); Dufresne, Jill (EOIR); Fong, Thomas (EOIR); Keller, Mary Beth (EOIR); Smith, Gary (EOIR); Stockton, Bette (EOIR); Sukkar, Elisa (EOIR); Weil, Jack (EOIR)  
**Cc:** O'Leary, Brian (EOIR); McGoings, Michael (EOIR); Ortiz-Ang, Susana (EOIR); Rosen, Scott (EOIR)  
**Subject:** ACIJ Meeting Follow-Up

ACIJs,

Greetings all. Below please find follow-up items and reminders from yesterday's ACIJ meeting:

1. **Non-Responsive**
2. Please describe/list all steps you are taking, or have taken in recent months, to increase the volume or efficiency of agency resources directed to detained hearings, and provide your list to Ed Kelly before next Tuesday, March 8.
3. **Non-Responsive**
4. **Non-Responsive**



5. **Non-Responsive**

Thanks and Cheers,

-Ed

## **Lawhorn, Suleana (EOIR)**

---

**From:** Weil, Jack (EOIR)  
**Sent:** Wednesday, February 09, 2011 5:38 PM  
**To:** Arteaga, Patricia (EOIR); Graff, Corey (EOIR); Keenan, Sean (EOIR); O'Leary, Thomas (EOIR); Reedy, Dawnee (EOIR); Rivera, Shelly (EOIR); Sierra, Manny (EOIR); Alarcon, Stephanie (EOIR); Alderete, Domingo (EOIR); Alderete, Mary (EOIR); Brubaker, Karen (EOIR); Caldwell, Melanie L. (EOIR); Conroy, Hailey (EOIR); Crouch, Jordyn L. (EOIR); DeVitto, James (EOIR); Feldman, Irene (EOIR); Felix-Kinnard, Nancy (EOIR); Korte, Bernhard (EOIR); Leslie, David (EOIR); Logan, Steven P. (EOIR); Lopez, Leticia (EOIR); MacKenzie, Terri (EOIR); Marquette, Deborah (EOIR); Padilla, Victoria (EOIR); Phelps, Richard (EOIR); Spencer-Walters, Linda (EOIR); Weinstein, Molly (EOIR); Arellano, Silvia R. (EOIR); Borquez, Art (EOIR); Humphries, Gloria (EOIR); Jefferies, Scott (EOIR); King, Cheryl (EOIR); Long, Norma (EOIR); McLaughlin, Shannon (EOIR); Melendez, Susan (EOIR); Stelljes, Elizabeth (EOIR); Taylor, Bruce (EOIR); Ughetto, Ariel M. (EOIR); Walters, Melissa H. (EOIR); Zelenka, Rachel (EOIR); Alexander, Johannes X. (EOIR); Briebescas, William (EOIR); Burgie, Brea (EOIR); Fleener, Danny (EOIR); Freerks, LaMonte (EOIR); Garcia, Isabel (EOIR); Garcia, Ivanna (EOIR); Hollis, Wendell (EOIR); Montalvo, Alicia (EOIR); Montalvo, Ida (EOIR); Morgan, William (EOIR); Patterson, Lizbeth (EOIR); Richardson, John (EOIR)  
**Cc:** O'Leary, Brian (EOIR); McGoings, Michael (EOIR); Kelly, Ed (EOIR)  
**Subject:** Assistance Relating to DOJ Case Priorities  
**Importance:** High

Dear Judges and Staff of the Arizona Immigration Courts,

This letter is to advise you of an important Department of Justice priority and ask for your assistance.

On November 13, 2007, the President of the United States issued Executive Order 13450 – Improving Government Program Performance. The purpose of this order was “to improve the effectiveness and efficiency of the Federal Government and promote great accountability of that Government to the American people.”

In June 2009, OMB issued a memorandum requiring federal agencies to identify a limited number of High Priority Performance Goals (HPPGs) and begin to define the strategies and means to achieve them – this was the first step toward developing the President’s agenda for building a high-performing government.

The OMB memo states that a “high priority performance goal” is a measurable commitment to a specific result the Federal Government will deliver for the American people. These goals represent high priorities for both the Administration and the agency, have high relevance to the public or reflect the achievement of key agency missions, and will produce significant results over the next 12 to 24 months (FY 2010 and FY 2011).

In response, the Department of Justice identified six High Priority Performance Goals of particular focus over the next two years. These goals relate to national security, white collar crime, violent crime, public safety, civil rights, and immigration.

The immigration HPPG states that the Department of Justice will increase the number of Immigration Judges by 19 percent by the end of 2011 in order to expeditiously remove/release detained aliens by completing 85 percent of immigration court detained cases within 60 days.

This goal of completing 85 percent of detained cases in 60 days is our highest case completion priority. In order for us to meet this aspirational goal, I need to closely and carefully review the resources available to us and make sure that we are allocating our hearing resources in a manner which maximizes our ability to attain the Department's high priority performance goal. To do this effectively, I need your assistance.

First, I am asking each employee in the Arizona immigration courts to provide to the Court Administrator no later than close of business February 16, 2011 a statement of their "tour of duty" indicating the days of the week he or she works including the time he or she reports for duty in the morning, the time designated as his or her lunch period, and the time he or she completes the work day in the afternoon.

Second, in the near future, I will be sending each Court Administrator a blank judicial agenda form. I ask each judge to work closely with the Court Administrator to complete the agenda form ensuring that the agenda submitted accurately reflects your current docket.

Having been an Immigration Judge in the field for over 15 years, I understand the hard work and pressures of conducting hearings and managing a docket on a daily basis. I recognize your commitment to conducting fundamentally fair and timely hearings and thank you for your cooperation in helping us meet this important goal established by the White House and Attorney General.

Sincerely,  
Jack H. Weil,  
Assistant Chief Immigration Judge

## Lawhorn, Suleana (EOIR)

---

**From:** Smith, Gary (EOIR)  
**Sent:** Thursday, March 17, 2011 7:45 AM  
**To:** Long, Cynthia (EOIR)  
**Subject:** FW: Atlanta  
**Attachments:** completedappeals.pdf; receiptsasof030111.pdf; completionsasof030111.pdf; pendingasof030111.pdf; Immigration Judge Weekly AgendaWKH.doc; Immigration Judge Weekly AgendaEBW.doc; Immigration Judge Weekly AgendaJDP.doc; Immigration Judge Weekly AgendaWAC.doc

That is a very good plan, Cynthia. Thanks for your hard work on this. I'll look for the agendas. I think this will work.

---

**From:** Long, Cynthia (EOIR)  
**Sent:** Wednesday, March 16, 2011 6:02 PM  
**To:** Smith, Gary (EOIR)  
**Subject:** Atlanta

Judge Smith,

This is a courtesy copy of what has been discussed with each docket team (each individual judge and supporting staff) last week and the week before.

The efforts that were put into play in February the Atlanta detained CCG is up 29% in just one month and the detained on the Atlanta docket is up 44%. I have no doubt that we will be able to meet the CCGs for the detained docket in the upcoming months, if not I will make additional docket adjustments. The following are few of the items that have been discussed and implemented.

Judge (b) (6) – Judge (b) (6) has no issue with the court moving non-detained merits from March 2011 to allow for approximately 12 detained merits cases, which have been set for his Mondays. In the following months of April – June 2011, all Mondays and Wednesdays have been converted to detained merits slots, so Judge (b) (6) can set cases from his masters to available slots before Judge (b) (6).

Judge (b) (6) – Judge (b) (6) has no issue with removing all previously set non-detained merits from his docket to allow for 4 detained masters a week, and the remaining time for detained merits.

Judge (b) (6) – Has a large number of non-detained cases, so we are ensuring that prior to accepting juvenile cases in and setting to his docket, verifications are made of the juveniles release, and placed on a normal non-detained master. The majority of the juvenile cases are COVd to Atlanta indicating that the respondents are still unaccompanied juveniles, which is usually not the case. Judge (b) (6) will began hearing merits this week of 3/14/2011, we have some cases that need to be reset. However, Judge (b) (6) and Judge (b) (6) assisted the court with hearing large number of additional masters the first two weeks in March 2011. Judge (b) (6) conducted 4 the week of 3/1, and 2 all days and 2 half days last week. In addition, he is conducting another all day master on 3/17/2011.

Judge (b) (6) – Judge (b) (6) has agreed to take all the non-detained merits cases assigned to Judge (b) (6) (approximately 210). In addition, he conducted additional non-detained masters on 3/7 and 3/8, and set up additional masters to take some of the resets from Judge Houser's additional masters.

Judge (b) (6) (Vacant) – Effective April 15, 2011, if a decision is not made on the 5<sup>th</sup> Judge for Atlanta, I have informed Judge (b) (6) that I will begin moving these cases to his docket.

DETAINED DOCKET – All Judges were informed that Judge (b) (6) is the primary back up for scheduled and unscheduled leave for coverage of the detained docket. However, if Judge (b) (6) and Judge (b) (6) are out we will

either clear Judge (b) (6) or Judge (b) (6) docket to cover the detained cases. All have agreed to the stipulation and take no issues with it.

AGENDAS – The originals are going in the mail today, but I have attached copies to this e-mail, along with the reports sent to staff 2 weeks ago.

If you have any questions or concerns, please let me know.

Thanks,  
Cynthia

---

**From:** Long, Cynthia (EOIR)  
**Sent:** Tuesday, March 01, 2011 12:12 PM

**To:** (b) (6)

(b) (6)

**Cc:** Allen, Andre (EOIR); Best, Stacia (EOIR); Britney Luckey; Collins, Candice (EOIR); Crosby, Marion (EOIR); Crossley, Maurice (EOIR); Curtis, Garrett (EOIR); Long, Cynthia (EOIR); Schuster, Betsy (EOIR); Stephanie Levindofsky; Swartz, Charles (EOIR)

**Subject:** DOCKETS

Good Afternoon,

Be advised that the Atlanta Immigration Court docket has been all over the place for over a year, and as such cases have had to be moved to other dockets. In addition, the case load has been extremely large as we all know. We have received relief from the Stewart Docket, but the Atlanta Immigration Court still has the same caseload when the 4<sup>th</sup> and 5<sup>th</sup> Judge positions were requested. Judge (b) (6) was to hear some non-detained merits cases that were moved from Judge (b) (6) and Judge (b) (6) docket, and we are now having to move these non-detained cases again and move non-detained merits from Judge (b) (6) to allow for additional detained merits to ensure that we can bring the Atlanta Detained Docket within the Case Completion Goals (Headquarters Stipulated Requirement for all Detained- NO EXCEPTIONS). The Case Completion Goal for Detained Cases is completion within 60 days with or without applications, and 21 days for bonds.

Judge (b) (6) continues to exceed the non-detained merits scheduling, and the number of cases received for the Juvenile docket. As such I will be identifying non-detained merits to move from Judge (b) (6) docket. In addition, as we continue to receive the majority of our juvenile cases via Change of Venue the majority of these cases are not unaccompanied juveniles, and should be scheduled before for all hearing non-detained masters. Unfortunately, the transferring courts are not correctly updating the case monitoring of these cases. I will have all these cases identified by next week and distributed accordingly.

Additionally, with our docket dates for non-detained being out so far, the court is attempting to ensure that initial masters are held close to 45 days from receipt. Judge (b) (6) and Judge (b) (6) are conducting additional non-detained masters for this week and next week to assist with the case receipts/initial masters for non-detained. Judge (b) (6) has over 2000 pending cases, so the extra initial masters held by him will be reset to Judge (b) (6).

I am awaiting information from Headquarters concerning our 5<sup>th</sup> Judge, which I believe is not ahead of the continuing resolution/furlough concerns. However, if I have no confirmation that we will have an incoming 5<sup>th</sup> Judge by April 15<sup>th</sup>, I will begin to distribute the over 600 cases still pending before Judge (b) (6) to the non-detained dockets.

Marion and I will be meeting with each team to explain the dynamics of each docket. I have attached reports of the court's current caseload and challenges. If you have any questions or concerns, please let me know.

#### Meeting Schedule

Wednesday 11:30 a.m. - Judge (b) (6)

Thursday 11:30 a.m. - Judge (b) (6)

Monday 11:30 a.m. - Judge

Tuesday 1:00 p.m. - Judge (b) (6)

Thanks,  
Cynthia Long  
Court Administrator

## All Completed Appeals Report

Completed From: 10/01/2010 To: 03/01/2011

Base City: ATL  
Hearing Location: ATD

Alien Number	Appeal Type	LI Code	Appeal Filed Date	Appeal Filed By	Date ROP Due to Board	Date ROP Sent to Board	Date TS Due From LI	Date Response Rec'd from LI	Board Dec Date	Board Dec	Date ROP Rec'd at IC
	Case Appeal		09/22/10	A	09/24/10	09/24/10	10/21/10	11/01/10	12/07/10	DIS	
	Case Appeal		09/03/10	I	09/17/10	09/16/10			11/10/10	NUJ	02/28/11
	MTR BIA		11/23/10	A	11/23/10	11/23/10			12/09/10	TER	
	Case Appeal		09/13/10	A	09/16/10	09/27/10	10/21/10	11/01/10	01/10/11	DIS	
	Case Appeal		08/13/10	I	08/18/10	08/23/10			11/19/10	TER	
	MTR BIA		10/12/10	A	10/13/10	10/12/10			11/30/10	DEN	
	Case Appeal		10/18/10	A	10/21/10	10/22/10	12/02/10	01/24/11	01/28/11	DIS	
	Case Appeal		06/28/10	A	06/30/10	06/30/10	08/04/10	09/02/10	11/24/10	DIS	
	Bond Appeal		09/17/10	A	09/23/10	09/30/10			11/15/10	NTU	
	Bond MTR Rec		12/15/10	A	12/20/10				02/24/11	DEN	
	Case Appeal		07/23/10	A	07/28/10	07/27/10	09/01/10	10/18/10	11/09/10	DIS	02/25/11
	Case Appeal		08/05/10	A	08/09/10	08/11/10			10/28/10	NUJ	02/14/11
	Bond Appeal		11/02/10	A	11/04/10	11/15/10			02/04/11	SUS	
	Case Appeal		03/12/10	A	03/15/10	03/17/10			01/26/11	DIS	
	Case Appeal		11/01/10	A	11/04/10	11/03/10	11/30/10	01/24/11	01/25/11	SUD	
	Bond Appeal		08/04/10	A	08/06/10	08/24/10			10/27/10	SAF	
	Case Appeal		12/02/09	A	12/04/09	12/08/09	01/07/10	01/15/10	11/22/10	DIS	
	Case Appeal		09/07/10	A	09/10/10	09/10/10	10/06/10	11/01/10	11/09/10	REM	11/17/10
	Bond Appeal		11/12/10	A	11/17/10	11/22/10			12/20/10	WDL	
	MTR BIA		04/26/10	A	04/28/10	04/29/10			01/25/11	DEN	
	Case Appeal		03/26/10	A	03/31/10	03/30/10	04/28/10	09/01/10	11/30/10	DIS	12/27/10
	Case Appeal		11/04/10	A	11/08/10	11/05/10	12/02/10	01/24/11	02/14/11	DIS	
	Bond MTR Rec		10/07/10	I	10/12/10	10/05/10			10/07/10	REM	10/15/10

Total Completed Appeals for Hearing Location ATD: 23

(\* - Indicates that the Alien is Detained.)

## All Completed Appeals Report

Completed From: 10/01/2010 To: 03/01/2011

Base City: ATL  
Hearing Location: ATL

Alien Number	Appeal Type	IJ Code	Appeal Filed Date	Appeal Filed By	Date ROP Due to Board	Date ROP Sent to Board	Date T's Due From IJ	Date Response Rec'd from IJ	Board Dec Date	Board Dec	Date ROP Rec'd at IC
*****	MTR BIA		01/31/11	A	02/03/11	02/08/11			02/28/11	DEN	
*****	MTR BIA		10/13/10	A	10/18/10	10/28/10			11/23/10	DEN	
*****	MTR BIA		09/27/10	A	10/05/10	10/05/10			11/17/10	NIJ	
	Case Appeal		08/05/08	A	08/12/08	08/11/08	10/24/08	10/15/08	10/14/10	DIS	01/28/11
	MTR BIA		10/29/10	A	11/05/10	12/02/10			12/29/10	REM	01/06/11
	DD Visa		08/31/09	A					12/30/10	REM	
	Case Appeal		07/01/10	A	07/12/10	07/13/10			02/25/11	DVD	
	Case Appeal		03/01/10	A	03/09/10	03/02/10	05/12/10	05/14/10	12/10/10	DIS	
	Case Appeal		05/04/10	1	05/11/10	05/07/10	07/23/10	09/01/10	02/24/11	TER	
	Case Appeal		02/24/10	A	03/03/10	02/24/10			02/25/11	REM	
	Case Appeal		03/12/10	A	03/19/10	03/17/10			01/28/11	SUD	
	Appeal of IJ MTR		03/03/10	A	03/10/10	03/04/10			02/17/11	REM	02/25/11
	Case Appeal		04/19/10	A	04/26/10	04/20/10	07/01/10	07/30/10	02/24/11	DIS	
	Appeal of IJ MTR		12/31/08	A	01/09/09	01/06/09			10/14/10	DIS	12/13/10
	Case Appeal		11/24/09	A	11/25/09	11/24/09			01/31/11	BCR	
	Case Appeal		11/19/10	1	11/29/10	12/02/10			02/07/11	WDL	
	Appeal of IJ MTR		08/31/10	A	09/02/10	09/02/10			10/19/10	DIS	02/03/11
	Case Appeal		09/10/10	A	09/17/10	09/13/10			11/30/10	DIS	
	Appeal of IJ MTR		05/06/09	A	05/14/09	05/08/09			02/23/11	TER	
	MTR BIA		05/21/09	A	05/22/09	05/21/09			01/25/11	BCR	02/01/11
	MTR BIA		09/08/10	A	09/09/10	09/08/10			02/28/11	REM	
	MTR BIA		02/26/10	A	03/01/10	02/26/10			10/12/10	DEN	01/28/11
	Appeal of IJ MTR		03/26/09	A	04/03/09	03/27/09			01/26/11	REM	
	Appeal of IJ MTR		07/20/09	A	07/27/09	09/21/09			10/29/10	DIS	11/16/10
	Case Appeal		05/11/10	A	05/18/10	05/12/10	07/21/10	07/02/10	01/11/11	DIS	

(\* - Indicates that the Alien is Detained.)



## All Completed Appeals Report

Completed From: 10/01/2010 To: 03/01/2011

Base City: ATL  
Hearing Location: ATL

Alien Number	Appeal Type	IJ Code	Appeal Filed Date	Appeal Filed By	Date ROP Due to Board	Date ROP Sent to Board	Date TS Due From IJ	Date Response Rec'd from IJ	Board Dec Date	Board Dec	Date ROP Rec'd at IC
(b) (6)	Case Appeal	(b) (6)	02/18/10	A	02/23/10	02/23/10	05/06/10	09/01/10	01/11/11	REM	01/18/11
(b) (6)	MTR BIA	(b) (6)	05/24/10	A	06/02/10	05/26/10			01/19/11	REM	01/26/11
(b) (6)	Case Appeal	(b) (6)	02/22/10	A	03/01/10	02/24/10	05/06/10	05/14/10	02/14/11	REM	02/22/11
(b) (6)	MTR BIA	(b) (6)	07/27/10	A	07/28/10	07/27/10			10/29/10	REM	11/05/10
(b) (6)	Appeal of IJ MTR	(b) (6)	01/08/10	A	01/15/10	01/14/10			02/03/11	REM	02/10/11
(b) (6)	Case Appeal	(b) (6)	01/13/10	A	01/27/10	01/27/10			01/03/11	REM	01/18/11
(b) (6)	Bond Appeal	(b) (6)	12/16/10	A	12/20/10	01/18/11			02/09/11	WDL	
(b) (6)	MTR BIA	(b) (6)	10/01/10	A	10/01/10	10/01/10			10/27/10	REM	11/04/10
(b) (6)	Appeal of IJ MTR	(b) (6)	10/14/09	A	10/22/09	10/19/09			10/07/10	REM	10/15/10
(b) (6)	Case Appeal	(b) (6)	10/07/08	A	10/07/08	10/07/08			11/24/10	REM	12/02/10
(b) (6)	Case Appeal	(b) (6)	07/06/09	A	07/13/09	07/08/09	09/01/09	10/13/09	10/15/10	BCR	10/22/10
(b) (6)	Case Appeal	(b) (6)	04/01/10	A	04/08/10	04/06/10			02/22/11	REM	
(b) (6)	Case Appeal	(b) (6)	12/10/09	A	12/18/09	12/14/09	02/11/10	02/12/10	11/10/10	DIS	02/28/11
(b) (6)	Appeal of IJ MTR	(b) (6)	08/21/09	A	08/28/09	09/14/09			02/24/11	REM	
(b) (6)	MTR BIA	(b) (6)	12/14/10	B	12/17/10	12/27/10			02/28/11	REM	
(b) (6)	MTR BIA	(b) (6)	04/05/10	A	04/06/10	04/05/10			10/12/10	REM	10/21/10
(b) (6)	MTR BIA	(b) (6)	10/13/10	A	10/18/10	10/28/10			11/23/10	DEN	
(b) (6)	MTR BIA	(b) (6)	10/13/10	A	10/18/10	10/28/10			11/23/10	DEN	
(b) (6)	MTR BIA	(b) (6)	09/24/10	A	09/28/10	09/24/10			12/20/10	DEN	
(b) (6)	Case Appeal	(b) (6)	06/08/10	I	06/10/10	06/10/10	08/24/10	09/01/10	11/29/10	WDL	
(b) (6)	Case Appeal	(b) (6)	08/10/09	A	08/17/09	09/21/09			10/29/10	REM	11/05/10
(b) (6)	MTR BIA	(b) (6)	10/27/10	A	10/29/10	10/28/10			11/26/10	DEN	
(b) (6)	Appeal of IJ MTR	(b) (6)	04/08/10	A	04/15/10	04/12/10			02/15/11	DIS	
(b) (6)	MTR BIA	(b) (6)	10/21/10	A	10/25/10	10/28/10			11/18/10	DEN	01/03/11
(b) (6)	Appeal of IJ MTR	(b) (6)	09/30/10	A	10/07/10	10/05/10			01/12/11	SUS	

(\* - Indicates that the Alien is Detained.)

## All Completed Appeals Report

Completed From: 10/01/2010 To: 03/01/2011

Base City: ATL  
Hearing Location: ATL

Alien Number	Appeal Type	IJ Code	Appeal Filed Date	Appeal Filed By	Date ROP Due to Board	Date ROP Sent to Board	Date TS Due From IJ	Date Response Rec'd from IJ	Board Dec Date	Board Dec	Date ROP Rec'd at IC
(b) (6)	MTR BIA		10/06/10	A	10/07/10	10/06/10			11/30/10	REM	
(b) (6)	MTR BIA		04/16/10	A	04/20/10	04/16/10			01/21/11	DEN	
(b) (6)	MTR BIA		11/04/10	A	11/05/10	11/04/10			01/04/11	DEN	02/03/11
(b) (6)	Appeal of IJ MTR		09/23/09	A	09/25/09	09/28/09			10/25/10	DIS	12/08/10
(b) (6)	Appeal of IJ MTR		11/18/09	A	11/27/09	11/23/09			10/28/10	REM	11/03/10
(b) (6)	MTR BIA		12/23/10	A	01/04/11	12/30/10			02/07/11	TER	
(b) (6)	MTR BIA		05/27/10	A	06/03/10	06/10/10			11/18/10	WDL	
(b) (6)	Appeal of IJ MTR		03/11/10	A	03/19/10	03/17/10			02/10/11	DIS	
(b) (6)	MTR BIA		07/16/10	A	07/19/10	07/16/10			10/26/10	REM	11/02/10
(b) (6)	MTR BIA		04/15/10	A	04/16/10	04/15/10			12/27/10	DEN	
(b) (6)	Appeal of IJ MTR		06/18/09	A	06/26/09	07/09/09			11/03/10	REM	11/10/10
(b) (6)	Case Appeal		12/24/09	A	12/30/09	01/06/10			11/18/10	DIS	
(b) (6)	MTR BIA		06/18/10	A	06/21/10	06/30/10			12/27/10	DEN	
(b) (6)	Case Appeal		03/02/10	A	03/03/10	03/02/10			02/09/11	BCR	02/16/11
(b) (6)	MTR BIA		02/17/10	A	02/22/10	02/25/10			10/25/10	REM	11/01/10
(b) (6)	Case Appeal		05/20/09	A	05/28/09	05/21/09			11/23/10	REM	12/15/10
(b) (6)	MTR BIA		03/04/10	A	03/12/10	03/17/10			10/19/10	DEN	01/28/11
(b) (6)	Case Appeal		03/18/10	A	03/25/10	03/24/10			12/27/10	SAF	
(b) (6)	MTR BIA		06/22/10	O	06/22/10	06/22/10			10/18/10	BCR	11/08/10
(b) (6)	Case Appeal		01/07/10	A	01/14/10	01/12/10			11/09/10	DIS	02/25/11
(b) (6)	DD Visa		12/29/09	A					02/08/11	REM	
(b) (6)	DD Visa		08/14/09	A					01/12/11	REM	
(b) (6)	Case Appeal		09/13/10	A	09/21/10	09/16/10			11/29/10	REM	12/06/10
(b) (6)	Case Appeal		09/13/10	A	09/21/10	09/16/10			11/29/10	REM	12/06/10
(b) (6)	DD Visa		03/05/10	A					01/10/11	DIS	

(\* - Indicates that the Alien is Detained.)

# All Completed Appeals Report

Completed From: 10/01/2010 To: 03/01/2011

Base City: ATL  
Hearing Location: ATL

Alien Number	Appeal Type	IJ Code	Appeal Filed Date	Appeal Filed By	Date ROP Due to Board	Date ROP Seal to Board	Date TS Due From IJ	Date Response Rec'd from IJ	Board Dec Date	Board Dec	Date ROP Rec'd at IC
(b) (6)	DD Visa		02/12/10	A					11/15/10	DIS	
(b) (6)	Case Appeal		07/23/09	A	07/31/09	09/21/09	11/18/09	10/30/09	12/14/10	SUS	
(b) (6)	Appeal of IJ MTR		01/08/10	A	01/11/10	01/12/10			02/18/11	REM	
(b) (6)	Case Appeal		10/29/09	A	11/05/09	11/02/09			01/25/11	REM	02/01/11
(b) (6)	Appeal of IJ MTR		04/06/10	A	04/13/10	04/12/10			01/31/11	DIS	
(b) (6)	DD Visa		11/16/09	A					12/14/10	REM	
(b) (6)	Case Appeal		12/14/09	A	12/21/09	12/16/09	02/18/10	02/12/10	01/14/11	DIS	
(b) (6)	Case Appeal		04/19/10	A	04/26/10	04/20/10			01/19/11	TPS	
(b) (6)	Case Appeal		02/01/10	A	02/08/10	02/02/10	04/20/10	04/02/10	10/18/10	REM	10/25/10
(b) (6)	MTR BIA		10/21/10	A	10/21/10	10/21/10			01/19/11	DEN	
(b) (6)	Case Appeal		05/11/10	A	05/18/10	05/12/10	08/02/10	09/02/10	11/08/10	DIS	02/24/11
(b) (6)	Bond Appeal		09/10/10	A	09/15/10	09/20/10			11/12/10	REM	11/19/10
(b) (6)	Case Appeal		07/01/10	A	07/06/10	07/13/10			11/04/10	BCR	
(b) (6)	Case Appeal		07/01/10	A	07/09/10	07/13/10			11/04/10	BCR	
(b) (6)	Case Appeal		07/01/10	A	07/09/10	07/13/10			11/04/10	BCR	
(b) (6)	Case Appeal		10/16/09	A	10/19/09	10/19/09			10/26/10	REM	11/02/10
(b) (6)	Case Appeal		04/09/10	A	04/16/10	04/12/10			02/18/11	REM	02/28/11
(b) (6)	Case Appeal		02/12/10	A	02/23/10	02/17/10	04/28/10	04/16/10	11/30/10	DIS	12/29/10
(b) (6)	Case Appeal		02/12/10	A	02/23/10	02/17/10			11/30/10	DIS	12/29/10
(b) (6)	Case Appeal		04/19/10	A	04/26/10	04/20/10	07/01/10	06/28/10	11/18/10	REM	11/29/10
(b) (6)	Case Appeal		09/03/09	A	09/14/09	09/21/09	12/04/09	11/19/09	10/25/10	REM	11/01/10
(b) (6)	Case Appeal		04/09/10	A	04/16/10	04/12/10			02/18/11	REM	
(b) (6)	Appeal of IJ MTR		02/19/09	A	02/27/09	02/23/09			12/09/10	REM	
(b) (6)	Case Appeal		06/25/10	A	07/02/10	06/30/10	08/24/10	09/01/10	11/23/10	SAV	
(b) (6)	Appeal of IJ MTR		09/22/10	A	09/29/10	09/27/10			11/16/10	REM	11/22/10

(\* - Indicates that the Alien is Detained.)

## All Completed Appeals Report

Completed From: 10/01/2010 To: 03/01/2011

Base City: ATL  
Hearing Location: ATL

Alien Number	Appeal Type	IJ Code	Appeal Filed Date	Appeal Filed By	Date ROP Due to Board	Date ROP Sent to Board	Date TS Due From IJ	Date Response Rec'd from IJ	Board Date	Board Dec	Date ROP Rec'd at IC
	Case Appeal	GAS	08/25/09	A	09/01/09	09/21/09	12/08/09	11/30/09	10/18/10	REM	10/25/10
	Appeal of IJ MTR		10/07/09	A	10/15/09	10/14/09			01/31/11	REM	02/07/11
	Appeal of IJ MTR		11/18/09	A	11/27/09	11/23/09			12/15/10	REM	12/22/10
	MTR BIA		07/02/10	A	07/06/10	07/02/10			11/02/10	DEN	12/02/10
	Case Appeal		02/22/10	A	03/02/10	02/24/10	05/06/10	04/16/10	01/20/11	DVD	
	Case Appeal		04/07/10	I	04/15/10	04/20/10	06/17/10	09/01/10	01/05/11	WDL	
	Case Appeal		06/17/09	I	06/24/09	06/18/09	09/04/09	10/05/09	12/23/10	DIS	
	Case Appeal		01/21/09	A	01/30/09	02/05/09	04/16/09	04/20/09	10/26/10	DIS	02/10/11
	Case Appeal		02/05/10	A	02/12/10	02/08/10	04/14/10	03/29/10	02/28/11	REM	
	Case Appeal		01/20/10	A	01/27/10	01/27/10	04/07/10	03/29/10	12/08/10	DIS	01/04/11
	Circuit Court Remand		06/14/10	O	06/21/10	06/15/10			10/26/10	REM	11/02/10
	MTR BIA		08/18/10	A	08/19/10	08/18/10			11/30/10	DEN	
	Case Appeal		12/17/10	A	12/27/10	12/27/10		02/18/11	01/25/11	NUJ	02/24/11
	Case Appeal		04/20/10	A	04/27/10	04/21/10			01/31/11	REM	02/07/11
	Case Appeal		04/20/10	A	04/27/10	04/21/10			01/31/11	REM	
	Case Appeal		04/20/10	A	04/27/10	04/21/10			01/31/11	REM	
	Case Appeal		04/20/10	A	04/27/10	04/21/10			01/31/11	REM	
	Case Appeal		06/11/09	A	06/19/09	06/15/09	09/04/09	10/05/09	12/03/10	DIS	01/03/11
	Case Appeal		05/09/08	A	05/20/08	06/19/08			12/02/10	REM	12/09/10
	MTR BIA		09/13/10	A	09/21/10	09/24/10			02/09/11	DEN	
	MTR BIA		04/29/10	A	04/29/10	04/29/10			12/27/10	DEN	
	Case Appeal		08/17/09	A	08/24/09	09/14/09	12/17/09	12/16/09	01/28/11	DIS	
	MTR BIA		08/18/10	A	08/19/10	08/18/10			11/30/10	DEN	
	MTR BIA		09/21/10	A	09/21/10	09/21/10			11/09/10	DEN	02/25/11
	Appeal of IJ MTR		04/23/10	A	04/30/10	04/26/10			01/28/11	DIS	

(\* - Indicates that the Alien is Detained.)

## All Completed Appeals Report

Completed From: 10/01/2010 To: 03/01/2011

Base City: ATL  
Hearing Location: ATL

Alien Number	Appeal Type	IJ Code	Appeal Filed Date	Appeal Filed By	Date ROP Due to Board	Date ROP Sent to Board	Date T's Due From IJ	Date Response Rec'd from IJ	Board Dec Date	Board Dec	Date ROP Rec'd at IC
* [REDACTED]	MTR BIA		09/21/10	A	09/21/10	09/21/10			11/09/10	DEN	02/25/11
	Case Appeal		03/01/10	A	03/08/10	03/02/10	05/13/10	09/01/10	01/18/11	DIS	
	DD Visa		08/26/09	A					12/30/10	REM	
	Case Appeal		05/27/10	A	06/01/10	06/03/10			12/29/10	DIS	
	MTR BIA		07/07/10	A	07/08/10	07/07/10			01/21/11	REM	02/14/11
	Appeal of IJ MTR		12/31/09	A	01/08/10	01/06/10			11/30/10	DIS	12/20/10
	Appeal of IJ MTR		08/10/10	A	08/17/10	08/23/10			11/04/10	DIS	02/22/11
	Case Appeal		02/24/09	A	03/03/09	02/26/09	05/13/09	05/07/09	01/06/11	REM	02/09/11
	Case Appeal		08/13/09	A	08/20/09	09/21/09	12/04/09	11/16/09	01/12/11	DIS	02/08/11
	Case Appeal		01/26/10	A	02/02/10	03/31/10			10/05/10	REM	10/12/10
	Appeal of IJ MTR		03/19/10	A	03/26/10	03/24/10			12/22/10	REM	12/29/10
	Case Appeal		07/26/10	1	08/02/10	07/27/10			11/04/10	WDL	02/22/11
Case Appeal		11/05/09	1	11/13/09	11/06/09	01/25/10	12/31/09	11/08/10	DIS	02/24/11	
MTR BIA		10/20/10	A	10/28/10	10/28/10			12/16/10	DEN		
Appeal of IJ MTR		10/28/09	A	11/05/09	11/05/09			10/29/10	DIS	02/15/11	
Case Appeal		05/07/09	A	05/11/09	05/11/09			10/29/10	REM	11/05/10	
Case Appeal		08/17/09	A	08/17/09	09/14/09			01/28/11	SUS		
Case Appeal		04/19/10	A	04/26/10	04/20/10			02/24/11	DIS		
MTR BIA		04/20/10	A	04/23/10	04/20/10			10/15/10	GNR		
Interlocutory Appeal		09/17/10	A	09/24/10	10/13/10			01/25/11	DIS	02/01/11	
MTR BIA		04/09/10	A	04/19/10	04/14/10			11/30/10	DEN		
Appeal of IJ MTR		05/15/09	A	05/28/09	05/20/09			10/14/10	REM	10/21/10	
Appeal of IJ MTR		12/01/09	A	12/08/09	12/02/09			10/18/10	DIS	11/09/10	
MTR BIA		09/22/10	A	09/27/10	09/28/10			10/25/10	DEN		
MTR BIA		10/28/10	A	10/28/10	10/28/10			01/06/11	DEN		

(\* - Indicates that the Alien is Detained.)

## All Completed Appeals Report

Completed From: 10/01/2010 To: 03/01/2011

Base City: ATL  
Hearing Location: ATL

Alien Number	Appeal Type	IJ Code	Appeal Filed Date	Appeal Filed By	Date ROP Due to Board	Date ROP Sent to Board	Date TS Due From IJ	Date Response Rec'd from IJ	Board Dec Date	Board Dec	Date ROP Rec'd at IC
(b) (6)	MTR BIA		08/25/10	A	08/26/10	08/25/10			11/23/10	DEN	
(b) (6)	Appeal of IJ MTR		12/14/09	A	12/22/09	01/27/10			10/29/10	REM	11/05/10
(b) (6)	MTR BIA		10/21/10	A	10/22/10	10/21/10			02/28/11	DEN	
(b) (6)	Circuit Court Remand		03/01/10	O	03/03/10	03/02/10			11/19/10	REM	11/30/10
(b) (6)	Case Appeal		12/31/09	A	01/05/10	03/29/10			10/28/10	DIS	02/14/11
(b) (6)	Circuit Court Remand		03/29/10	O	03/31/10	03/30/10			11/04/10	REM	11/12/10
(b) (6)	Case Appeal		04/08/10	A	04/15/10	04/12/10	06/25/10	07/30/10	02/15/11	REM	02/22/11
(b) (6)	Circuit Court Remand		12/22/09	O	12/30/09	12/23/09			10/29/10	REM	
(b) (6)	Case Appeal		05/12/10	A	05/19/10	05/13/10	07/21/10	09/01/10	01/20/11	DIS	
(b) (6)	Case Appeal		08/23/10	A	08/25/10	08/24/10	10/27/10	11/01/10	02/24/11	DIS	
(b) (6)	Interlocutory Appeal		11/16/09	A	09/29/10				10/05/10	DIS	
(b) (6)	Appeal of IJ MTR		07/27/10	A	08/03/10	07/27/10			02/09/11	REM	02/16/11
(b) (6)	Case Appeal		03/03/09	A	03/10/09	03/09/09	05/21/09	05/06/09	12/03/10	REM	01/19/11
(b) (6)	MTR BIA		06/22/10	A	06/23/10	06/22/10			10/20/10	REM	10/27/10
(b) (6)	Appeal of IJ MTR		03/04/10	A	03/11/10	03/04/10			11/30/10	REM	12/08/10
(b) (6)	Case Appeal		02/18/10	A	02/25/10	02/23/10			01/11/11	REM	
(b) (6)	Appeal of IJ MTR		10/09/09	A	10/19/09	10/14/09			10/18/10	REM	10/25/10
(b) (6)	MTR BIA		04/26/10	A	04/28/10	05/12/10			12/22/10	DEN	
(b) (6)	MTR BIA		08/09/10	A	08/10/10	08/09/10			11/22/10	DEN	
(b) (6)	Appeal of IJ MTR		02/04/09	A	02/09/09	02/05/09			12/15/10	REM	12/22/10
(b) (6)	Case Appeal		08/14/09	A	08/17/09	09/21/09			12/17/10	REM	01/05/11
(b) (6)	Case Appeal		08/23/10	A	10/22/10	10/22/10			02/24/11	DIS	
(b) (6)	DD Visa		01/12/10	A					02/07/11	REM	
(b) (6)	DD Visa		04/20/10	A					02/04/11	REM	
(b) (6)	Interlocutory Appeal		12/03/10	A	12/10/10	12/14/10			01/31/11	OTH	

(\* - Indicates that the Alien is Detained.)

**ATTACHMENT G**

**OClJ CASE COMPLETIONS  
August 2011  
DETAINED CASES**

**FY 11 GOAL - 85% in 60 Days or Less**

Base City Name	Hearing Location	Receipts	Completions	Number Completed With In Goal	Percentage Completed With In Goal
ARLINGTON	ARLINGTON DET	182	138	104	75%
	ARLINGTON, VA	20	30	14	47%
ATLANTA	ATLANTA DET	102	106	84	79%
	ATLANTA, GEORGIA	7	7	4	57%
BALTIMORE	BALTIMORE, MD	104	92	81	85%
BATAVIA SPC	BATAVIA SPC	101	98	82	85%
BLOOMINGTON	BLOOMINGTON	1	1	1	100%
	BLOOMINGTON DETAINED	205	185	175	85%
BOSTON	BOSTON DETAINED	156	138	102	74%
	BOSTON, MASS	22	82	77	94%
BUFFALO	BUFFALO, NY	8	8	6	75%
CHARLOTTE	CHARLOTTE, NC	2	0	0	0%
CHICAGO	CHICAGO DET	343	358	315	85%
	CHICAGO, IL	40	19	11	55%
CLEVELAND	BUTLER COUNTY SHERIFFS OFFICE	54	48	38	85%
	CLEVELAND DETAINED LOCATION	46	66	51	77%
	CLEVELAND, OHIO - CEL	3	0	0	0%
DALLAS	DALLAS DET	26	22	15	65%
	DALLAS OTHER DETAINED	3	3	3	100%
	DALLAS, TX	7	2	2	100%
	JOHNSON COUNTY JAIL	84	73	66	90%
	OKLAHOMA CITY DET	136	151	139	92%

**ATTACHMENT G**

**OCJ CASE COMPLETIONS  
August 2011  
DETAINED CASES**

**FY 11 GOAL - 85% in 60 Days or Less**

Base City Name	Hearing Location	Receipts	Completions	Number Completed With In Goal	Percentage Completed With In Goal
DALLAS	ROLLING PLAINS DETENTION CENTER	194	172	188	96%
DENVER	DENVER DET	258	227	206	91%
DENVER	DENVER, CO	8	17	5	29%
DETROIT	DETROIT DET	158	201	182	96%
DETROIT	DETROIT, MI	0	1	0	0%
EAST MESA	EAST MESA, CA	124	100	95	96%
EL PASO	EL PASO, TX	62	5	4	80%
	OTERO COUNTY PROCESSING CENTER	356	351	317	90%
EL PASO SPC	EL PASO DET	267	224	187	83%
ELIZABETH SPC	ELIZABETH DET	83	59	53	90%
ELOY	ELOY INS DET	488	356	350	98%
FLORENCE SPC	FLO DET CTR	497	203	203	100%
GUAYNABO (SAN JUAN)	SAN JUAN, PUERTO RICO	9	7	7	100%
HARLINGEN	HARLINGEN, TX	130	14	14	100%
	WILLACY DETENTION FACILITY	4	4	4	100%
HARTFORD	HARTFORD, CT	3	2	2	100%
HONOLULU	AGANA, GUAM (DETAINEES)	9	4	4	100%
	HAWAII DOC	6	5	5	100%
	HONOLULU DET	20	19	19	100%
	HONOLULU, HI	1	1	1	100%
HOUSTON	BOKEN KAMP CHILDRENS CENTER	38	2	2	100%
	HOUSTON, TEXAS	15	8	4	60%



**ATTACHMENT G**

**OCIJ CASE COMPLETIONS  
August 2011  
DETAINED CASES**

**FY 11 GOAL - 85% in 60 Days or Less**

Base City Name	Hearing Location	Receipts	Completions	Number Completed With In Goal	Percentage Completed With In Goal
HOUSTON SPC	HOUSTON DET POLK COUNTY DETENTION FACILITY	359 530	326 397	285 375	80% 94%
IMPERIAL	EL CENTRO DET	124	86	75	87%
KANSAS CITY	KANSAS CITY, MO KANSAS CITY, MO DETENTION	2 108	10 112	3 105	30% 94%
KROME NORTH SPC	BROWARD TRANS CTR GLADES COUNTY PRISON	258 34	146 53	132 33	90% 62%
	KROME DET	272	249	201	61%
	MONROE COUNTY DETENTION	1	4	3	75%
LANCASTER	MIRA LOMA DET	675	386	341	88%
LAS VEGAS	LAS VEGAS, NV RENO, NEVADA	175 12	131 12	125 12	86% 100%
LOS ANGELES	LOS ANGELES 3 LOS ANGELES, CA ORANGE COUNTY DETAINED	275 61 271	258 35 289	253 34 284	90% 97% 96%
LOS FRESNOS (PORT ISABEL)	SAN PEDRO 1 PORT ISABEL DET	1 280	1 170	1 138	100% 81%
MIAMI	MIAMI, FLORIDA	5	3	3	100%
NEW ORLEANS	NEW ORLEANS, LA	1	0	0	0%
NEW YORK - DET	NY DET (VARICK ST.)	158	120	88	62%
NEW YORK CITY	NEW YORK CITY, NEW YORK	24	18	17	64%
NEWARK	NEWARK, NEW JERSEY	181	146	111	78%

ATTACHMENT G

OCJ CASE COMPLETIONS  
August 2011  
DETAINED CASES

FY 11 GOAL - 85% in 60 Days or Less

Base City Name	Hearing Location	Receipts	Completions	Number Completed With In Goal	Percentage Completed With In Goal
OAKDALE	FED. DET. CTR-OAK 2	324	382	352	97%
	LASALLE DETENTION FACILITY	401	553	549	99%
	PARISH JAIL, NON-DETAINED	1	4	1	25%
	ST. LOUIS DETENTION	14	7	7	100%
OMAHA	OMAHA, NE	0	16	2	13%
	OMAHA, NE DETENTION	183	100	90	90%
ORLANDO	BAKER COUNTY JAIL	59	41	29	71%
	BRADENTON DET	1	1	1	100%
	ORLANDO, FL	4	3	2	67%
PHILADELPHIA	PHILADELPHIA, PA	4	2	1	89%
	PITTSBURGH, PENNSYLVANIA	3	2	1	80%
PHOENIX	PHOENIX JUVENILE	104	10	9	90%
	PHOENIX, AZ	4	3	1	33%
PORTLAND	PORTLAND	2	0	0	0%
SALT LAKE CITY	SALT LAKE CITY	135	180	146	91%
SAN ANTONIO	KARNES COUNTY CORRECTION CENTER	49	29	26	100%
	LAREDO, TX DET	37	28	22	79%
	LAREDO, TX - POE	2	2	2	100%
	PEARSALL, TX DETENTION CENTER	442	340	305	90%
	SAN ANTONIO DET	52	6	5	83%
	SAN ANTONIO, TX	9	13	4	31%
	T. DON HULTTO RESIDENTIAL	101	42	40	89%

**ATTACHMENT G**

**OCJ CASE COMPLETIONS**

**August 2011**

**DETAINED CASES**

**FY 11 GOAL - 85% In 60 Days or Less**

Base City Name	Hearing Location	Receipts	Completions	Number Completed With In Goal	Percentage Completed With In Goal
SAN DIEGO	SAN DIEGO DETAINED	1	1	1	100%
	SAN DIEGO, CA	75	31	18	83%
SAN FRANCISCO	SAN FRANCISCO DET	220	172	161	94%
	SAN FRANCISCO, CA	10	11	7	64%
SEATTLE	SEATTLE, WA	4	0	0	0%
STEWART	STEWART DETENTION CENTER, LUMPKIN GEORGIA	1,068	1,060	1,039	96%
TACOMA	NORTHWEST DETENTION CENTER	405	414	361	87%
TUCSON	TUCSON INS	119	118	118	100%
	TUCSON, ARIZONA	2	1	1	100%
YORK	BERKS COUNTY (YOUTH)	33	6	6	100%
	CAMBRRIA COUNTY PRISON	1	2	2	100%
	CLINTON COUNTY PRISON	18	6	6	100%
	PIKE COUNTY PRISON	66	50	43	89%
	YORK COUNTY DET	260	269	243	94%
<b>TOTAL</b>		<b>12,427</b>	<b>10,419</b>	<b>9,462</b>	<b>91%</b>

**ATTACHMENT G**

**OCIJ CASE COMPLETIONS**

August 2011

**DETAINED CASES by IJ**

**FY 11 GOAL - 85% In 60 Days or Less**

Base City Name	Immigration Judge	Receipts	Completions	Number Completed With In Goal	Percentage Completed With In Goal
ARLINGTON	(b)	10	4	4	100%
		39	14	6	43%
		31	23	19	83%
		28	38	25	89%
		15	30	19	83%
		29	25	22	89%
		52	34	23	89%
		4	1	1	100%
		28	28	27	98%
		30	13	11	86%
ATLANTA	(b)	11	29	24	85%
		28	6	6	100%
		9	38	19	85%
		1	0	0	0%
		38	38	36	95%
BALTIMORE	(b)	24	17	17	100%
		21	12	9	76%
		7	6	6	100%
		15	19	13	89%
		2	2	2	100%
BATAVIA SPC	(b)	0	1	0	0%
		14	0	0	0%

**ATTACHMENT G**

**OCJ CASE COMPLETIONS**

August 2011

**DETAINED CASES BY IJ**

**FY 11 GOAL - 85% In 60 Days or Less**

Base City Name	Immigration Judge	Receipts	Completions	Number Completed With In Goal	Percentage Completed With In Goal
BATAVIA SPC	(b)	16	16	15	94%
		4	3	3	100%
		1	0	0	0%
		12	11	10	91%
		48	38	34	89%
		0	9	7	78%
		4	18	11	61%
		2	2	2	100%
		46	74	71	96%
		23	43	39	91%
BLOOMINGTON	(b)	135	67	64	96%
		17	12	12	100%
		3	1	1	100%
		0	2	0	0%
		3	6	4	67%
BOSTON	(b)	1	3	3	100%
		1	0	0	0%
		0	60	59	98%
		153	136	100	74%
BUFFALO	(b)	2	2	2	100%
		6	6	4	67%
CHARLOTTE	(b)	2	0	0	0%

**ATTACHMENT G**

**OCIJ CASE COMPLETIONS**

August 2011

**DETAINED CASES by IJ**

**FY 11 GOAL - 85% in 60 Days or Less**

Base City Name	Immigration Judge	Receipts	Completions	Number Completed With In Goal	Percentage Completed With In Goal
CHICAGO	(b)(9)	4	2	2	100%
		0	3	0	0%
		0	1	1	100%
		138	154	135	89%
		86	54	54	100%
		35	10	8	80%
		55	91	69	76%
		14	13	13	100%
		0	1	0	0%
		50	47	45	96%
CLEVELAND	(b)(9)	1	1	1	100%
		3	0	0	0%
		52	42	30	71%
		22	40	33	83%
DALLAS	(b)(9)	28	30	28	87%
		10	5	5	100%
		21	28	22	78%
		265	231	225	97%
		78	70	62	89%
		0	5	4	80%
55	75	72	96%		
0	1	0	0%		

**ATTACHMENT G**

**OCIJ CASE COMPLETIONS**

**August 2011**

**DETAINED CASES by IJ**

**FY 11 GOAL - 85% in 60 Days or Less**

Base City Name	Immigration Judge	Receipts	Completions	Number Completed With In Goal	Percentage Completed With In Goal
DALLAS	ROXANNE C. HLADYLOWYCZ	1	7	3	43%
DENVER		9	8	8	100%
		1	2	0	0%
		0	4	1	25%
		0	6	0	0%
		115	104	87	84%
		137	119	115	87%
		0	1	0	0%
DETROIT		3	3	3	100%
		4	6	5	83%
		85	88	92	94%
		82	91	88	97%
		4	4	4	100%
EAST MESA		80	80	59	98%
		0	1	0	0%
		64	39	38	92%
EL PASO		5	4	4	100%
		109	144	128	88%
		58	1	0	0%
		246	207	191	92%
EL PASO SPC		7	3	3	100%
		148	123	101	82%

**ATTACHMENT G**

**OCIJ CASE COMPLETIONS**

**August 2011**

**DETAINED CASES by IJ**

**FY 11 GOAL - 85% in 60 Days or Less**

Base City Name	Immigration Judge	Receipts	Completions	Number Completed With In Goal	Percentage Completed With In Goal
EL PASO SPC		114	98	83	85%
ELIZABETH SPC		53	33	30	91%
		40	26	23	88%
ELOY		4	0	0	0%
		103	50	48	98%
		58	52	50	96%
		123	81	80	99%
		85	89	88	99%
FLORENCE SPC		115	84	84	100%
		3	0	0	0%
		154	57	57	100%
		208	90	90	100%
GUAYMABO (SAN JUAN)		134	58	58	100%
		6	5	5	100%
HARLINGEN		3	2	2	100%
		5	3	3	100%
	31	1	1	100%	
	79	5	5	100%	
	1	1	1	100%	
	0	1	1	100%	
	2	3	3	100%	
	16	4	4	100%	



**ATTACHMENT G**

**OCIJ CASE COMPLETIONS**

August 2011

**DETAINED CASES BY IJ**

**FY 11 GOAL - 85% in 60 Days or Less**

Base City Name	Immigration Judge	Receipts	Completions	Number Completed With In Goal	Percentage Completed With In Goal
HARTFORD		0	1	1	100%
		2	1	1	100%
		1	0	0	0%
HONOLULU		32	25	25	100%
		4	4	4	100%
		4	1	1	100%
HOUSTON		2	2	1	50%
		0	2	0	0%
		1	2	1	50%
		46	3	3	100%
		9	4	4	100%
HOUSTON SPC		306	224	207	92%
		287	300	273	91%
		277	185	186	96%
IMPERIAL		3	1	1	100%
		2	1	1	100%
		0	7	3	43%
		118	74	67	91%
		1	3	3	100%
		2	2	2	100%
KANSAS CITY		55	67	58	87%
		51	53	48	91%





**ATTACHMENT G**

**OCIJ CASE COMPLETIONS**

August 2011

**DETAINED CASES by IJ**

**FY 11 GOAL - 85% in 60 Days or Less**

Base City Name	Immigration Judge	Receipts	Completions	Number Completed With In Goal	Percentage Completed With In Goal
KROME NORTH SPC		1	0	0	0%
		119	80	68	85%
		0	1	0	0%
		87	50	42	84%
		0	5	0	0%
		97	153	123	80%
		2	1	0	0%
		0	5	1	20%
		2	11	3	27%
		257	146	132	90%
LANCASTER		5	1	1	100%
		274	185	149	80%
		150	107	88	82%
		243	87	72	83%
		3	36	31	86%
LAS VEGAS		77	58	58	100%
		110	85	79	93%
		53	46	46	100%
LOS ANGELES		10	0	0	0%
		10	18	17	94%
		145	121	121	100%
		2	1	1	100%






**ATTACHMENT G**

**OCIJ CASE COMPLETIONS**

August 2011

**DETAINED CASES by IJ**

**FY 11 GOAL - 85% in 60 Days or Less**

Base City Name	Immigration Judge	Receipts	Completions	Number Completed With In Goal	Percentage Completed With In Goal
LOS ANGELES		134	96	63	97%
		138	173	171	99%
		2	2	2	100%
		14	0	0	0%
		100	104	99	99%
		0	21	21	100%
		0	1	1	100%
		3	0	0	0%
		35	28	25	96%
		22	3	3	100%
LOS FRESNOS (PORT ISABEL)		74	63	64	86%
		0	1	1	100%
		99	62	41	66%
		57	15	14	93%
		1	1	1	100%
		0	1	1	100%
		2	1	1	100%
		1	0	0	0%
		1	0	0	0%
		1	0	0	0%
MIAMI		14	0	0	0%
		59	24	17	71%
NEW ORLEANS					
NEW YORK - DET					

**ATTACHMENT G**

**OCIJ CASE COMPLETIONS**

August 2011

**DETAINED CASES by IJ**

**FY 11 GOAL - 85% in 60 Days or Less**

Base City Name	Immigration Judge	Receipts	Completions	Number Completed With In Goal	Percentage Completed With In Goal
NEW YORK - DET	(b) (6)	41	45	41	91%
		45	51	40	78%
		8	4	4	100%
		1	0	0	0%
		2	1	1	100%
		2	2	2	100%
		1	0	0	0%
		0	1	1	100%
		3	4	4	100%
		0	1	0	0%
NEW YORK CITY	(b) (6)	0	0	0	0%
		1	0	0	0%
		1	0	0	0%
		1	0	0	0%
		2	1	1	100%
		1	1	1	100%
		0	1	1	100%
		0	1	1	100%
		1	1	1	100%
		5	1	1	100%
NEWARK	(b) (6)	1	0	0	0%
		86	73	55	76%
		108	72	55	76%

**ATTACHMENT G**

**OCIJ CASE COMPLETIONS**

**August 2011**

**DETAINED CASES by IJ**

**FY 11 GOAL - 85% in 60 Days or Less**

Base City Name	Immigration Judge	Receipts	Completions	Number Completed With In Goal	Percentage Completed With In Goal
NEWARK	[REDACTED]	3	0	0	0%
OAKDALE		16	15	15	100%
		238	333	328	99%
		255	255	248	97%
		231	323	317	98%
OMAHA		107	74	62	84%
		76	41	28	71%
		0	1	1	100%
ORLANDO		1	0	0	0%
		0	1	0	0%
		60	40	28	73%
		1	1	1	100%
		1	2	1	80%
		1	1	1	100%
PHILADELPHIA		2	2	2	100%
		4	1	0	0%
		1	1	0	0%
PHOENIX		3	1	1	100%
		61	2	2	100%
		44	10	7	70%
PORTLAND		2	0	0	0%
SALT LAKE CITY		76	89	81	91%

**ATTACHMENT G**

**OCIJ CASE COMPLETIONS**

August 2011

**DETAINED CASES by IJ**

**FY 11 GOAL - 85% in 60 Days or Less**

Base City Name	Immigration Judge	Receipts	Completions	Number Completed With In Goal	Percentage Completed With In Goal
SALT LAKE CITY	(b)	58	71	65	92%
SAN ANTONIO	(b)	8	2	2	100%
		154	50	44	88%
		79	38	36	95%
		82	67	57	85%
		81	75	71	95%
		145	89	78	88%
		2	0	0	0%
		2	8	1	17%
		139	130	115	85%
SAN DIEGO	(b)	3	3	3	100%
		0	1	0	0%
		15	2	1	67%
		1	1	1	100%
		0	1	0	0%
		54	22	13	60%
		3	1	1	100%
		0	1	0	0%
		8	4	4	100%
SAN FRANCISCO	(b)	8	1	1	100%
		21	21	21	100%
		58	54	47	87%





**ATTACHMENT G**

**OCIJ CASE COMPLETIONS**

August 2011

**DETAINED CASES by IJ**

**FY 11 GOAL - 85% in 60 Days or Less**

Base City Name	Immigration Judge	Receipts	Completions	Number Completed With In Goal	Percentage Completed With In Goal
SAN FRANCISCO		8	2	2	100%
		4	4	3	75%
		2	2	1	50%
		21	21	20	95%
		61	56	53	86%
		4	0	0	0%
		0	1	1	100%
		15	15	15	100%
		0	2	0	0%
		3	0	0	0%
SEATTLE		1	0	0	0%
		6	1	1	100%
STEWART		563	505	489	97%
		539	554	549	99%
TACOMA		2	2	2	100%
		0	2	0	0%
		0	1	0	0%
		0	3	0	0%
		0	1	0	0%
		0	2	0	0%
		0	7	1	14%
		0	37	33	89%

**ATTACHMENT G**

**OCLJ CASE COMPLETIONS**

August 2011

**DETAINED CASES by IJ**

**FY 11 GOAL - 85% in 60 Days or Less**

Base City Name	Immigration Judge	Receipts	Completions	Number Completed With In Goal	Percentage Completed With In Goal
TACOMA	(b) (6)	0	1	0	0%
		2	46	43	83%
		0	1	0	0%
		138	143	128	90%
		172	186	152	92%
		27	0	0	0%
		66	2	2	100%
TUCSON	(b) (6)	1	0	0	0%
		120	119	119	100%
		14	5	5	100%
YORK	(b) (6)	174	149	138	93%
		41	44	43	95%
		149	125	114	91%
<b>TOTAL</b>		<b>12,427</b>	<b>10,419</b>	<b>9,462</b>	<b>91%</b>





**U.S. Department of Justice**

**Executive Office for Immigration Review**

***Office of Planning, Analysis, and Technology***


**Assistant Director**

*5107 Leesburg Pike, Suite 2630  
Falls Church, Virginia 22041*

**January 14, 2011**

**MEMORANDUM FOR:** Juan P. Osuna  
Acting Director

**THROUGH:** Paula Nasca  
Associate Director

**FROM:**   
Amy F. Dale  
Assistant Director  
Office of Planning, Analysis, and Technology

**SUBJECT:** Report on Case Completion Goals:  
First Quarter Fiscal Year 2011

Following is the Office of Planning, Analysis, and Technology (OPAT) Report on Case Completion Goals for the first quarter of FY 2011. The summary chart for the Board of Immigration Appeals (BIA) is Attachment A; for the immigration courts, it is Attachment E; and for the Office of the Chief Administrative Hearing Officer (OCAHO), it is Attachment K. All case completion goal targets relate to percentages of cases actually completed.

If you have any questions or need additional information, please let me know.

**I. Board of Immigration Appeals (BIA) Case Completions**

**Non-Responsive**

Non-Responsive

Non-Responsive

Non-Responsive

**II. Office of the Chief Immigration Judge (OCIJ) Case Completions<sup>1</sup>**

This was the fourth time that the courts were measured against the new goals. The decrease from 11 goals to five increased focus on the highest priorities of the agency. The new goals are:

- complete 85% of IHP cases before release,
- complete 85% of detained cases within 60 days.

Non-Responsive

---

<sup>1</sup>The report measures the time from receipt to completion at each court. For example, if there is a change of venue from one court to another, EOIR counts a receipt and a completion at each court. If the goal is 60 days, and the case spends 50 days at each court, it will be counted as two completions within the goal, when in actuality, it is one decision on a case which did not meet the goal. Nonetheless, the report provides a baseline against which EOIR can measure progress toward the established goals.

The courts met their goals in two of the five case types this quarter. In two case types, the courts fell short of meeting their goals by more than twenty percent.

Due to various exemptions from case completion goals, 5,642 cases that were completed during the first quarter were not included in this analysis.

Institutional Hearing Program (IHP)(Attachment F)

The goal for the IHP is to complete 85 percent of cases prior to the release of the alien from federal or state incarceration. The percentage of cases completed at IHP locations prior to release was 85 percent in the first quarter of FY 2011.

Detained Cases (Attachment G)

For the first quarter of FY 2011, OCIJ met the goal of completing 85 percent of detained cases within 60 days.

**Non-Responsive**

III. Office of the Chief Administrative Hearing Officer (OCAHO) Case Completions (Attachment K)

**Non-Responsive**

**Attachments**

cc: Michael Creppy, Chief Administrative Hearing Officer  
David Neal, Acting Chairman, Board of Immigration Appeals  
Brian M. O'Leary, Chief Immigration Judge

**FY 2011 CASE COMPLETION GOALS**

**TABLE OF CONTENTS**

---

**TAB**

**Board of Immigration Appeals:**

**Non-Responsive**

**Office of the Chief Immigration Judge:**

OCIJ Case Completions – Summary of Case Processing Goals E

Institutional Hearing Program F

Detained Cases G

**Non-Responsive**

**Office of the Chief Administrative Hearing Officer:**

OCAHO Case Completions K

**ATTACHMENT E1**

**FY 2011  
OCIJ CASE COMPLETIONS  
SUMMARY CASE PROCESSING GOALS**

CASE TYPE	FY 2011 GOALS		FY 2011				
	Time Goal	Percentage Goal	1st Qtr.	2nd Qtr.	3rd Qtr.	4th Qtr.	Average
<b>Institutional Hearing Program (GPRA Measurement)</b>	Prior to Release	85%	85%				85%
<b>Detained Cases (GPRA Measurement)</b>	60 Days	85%	85%				85%

**Non-Responsive**

\* The report measures the time from receipt to completion at each court. For example, if there is a change of venue from one court to another, EOIR counts a receipt and a completion at each. If the goal is 60 days, and the case spends 50 days at each court, it will be counted as two completions within the goal, when in actuality, it is one decision on a case which did not meet the goal. Nonetheless, the report provides a baseline against which we can measure progress towards the established goals.

\*\*Cases with the "Case Identifiers" Juvenile (J), Unaccompanied Juvenile (UJ), Unaccompanied Juvenile-Asylum (J2), IHP with NTA filed less than 120 days from EPRD (4M) or BIA IHP Remand (RI) "Adjournment Codes" 7a, 7b, 7c, 7d, 7e, 7f, 7g, 7h, 24, 36, 37, 43, 44, 47, 50, 53 or 54 have been excluded from the report. These adjournment codes are utilized in a significant percentage of OCIJ cases adjourned for reasons outside the control of immigration judges.

The targets are related to the percentage of the cases actually completed excluding exempted cases.

**ATTACHMENT E2**

**FY 2011  
OCIJ CASE COMPLETIONS FOR MEASURED CASES  
1st QUARTER RECEIPTS AND COMPLETIONS BY CASE TYPE**

Case Type	Completions of Measured Cases			
	Receipts	Completions	# Completed w/in Goal	% Completed w/in Goal
Institutional Hearing Program	1,146	818	699	85%
Detained Cases	31,604	26,219	22,348	85%

**Non-Responsive**

**ATTACHMENT G**

**FY 2011  
OCIU CASE COMPLETIONS  
DETAINED CASES  
FY 11 GOAL - 85% in 60 Days or Less**

Processing Times	1st Quarter		2nd Quarter		3rd Quarter		4th Quarter		FY Total	
	Total Completions	Cumulative %	Total Completions	Cumulative %	Total Completions	Cumulative %	Total Completions	Cumulative %	Total Completions	Cumulative %
0 - 30 Days	18,176	69%							18,176	69%
31 - 60 Days	4,172	85%							4,172	85%
61 - 90 Days	1,345	90%							1,345	90%
91 - 120 Days	660	93%							660	93%
120 - 180 Days	483	98%							483	98%
Over 180 Days	1,383	100%							1,383	100%
<b>Total</b>	<b>26,219</b>								<b>26,219</b>	

ATTACHMENT G

FY 2011  
 OCIJ CASE COMPLETIONS  
 1st Quarter  
 DETAINED CASES

FY 11 GOAL - 85% in 60 Days or Less

Base City Name	Hearing Location	Receipts	Completions	Number Completed With In Goal	Percentage Completed With In Goal
ARLINGTON	ARLINGTON DET	477	276	222	80%
ARLINGTON	ARLINGTON, VA	40	71	32	45%
ATLANTA	ATLANTA DET	281	198	117	59%
ATLANTA	ATLANTA, GEORGIA	39	32	21	64%
BALTIMORE	BALTIMORE MD	246	182	185	91%
BATAVIA SPC	BATAVIA SPC	373	308	282	89%
BLOOMINGTON	BLOOMINGTON	9	9	8	89%
BLOOMINGTON	BLOOMINGTON DETAINED	499	484	444	82%
BOSTON	BOSTON, MASS	369	293	228	78%
BUFFALO	BUFFALO, NY	30	20	18	90%
CHARLOTTE	CHARLOTTE, NC	6	9	2	22%
CHICAGO	CHICAGO DET	880	768	687	89%
CHICAGO	CHICAGO, IL	82	29	20	69%
CLEVELAND	BUTLER COUNTY SHERIFF'S OFFICE	163	142	118	83%
CLEVELAND	CLEVELAND DETAINED LOCATION	269	253	238	94%
CLEVELAND	CLEVELAND, OHIO - CEL	14	26	16	62%
DALLAS	DALLAS DET	55	55	37	67%
DALLAS	DALLAS OTHER DETAINED	6	9	8	89%
DALLAS	DALLAS, TX	13	13	9	69%
DAVID L. MOSS CRIMINAL JUSTICE CENTER	DAVID L. MOSS CRIMINAL JUSTICE CENTER	20	19	18	100%
JOHNSON COUNTY JAIL	JOHNSON COUNTY JAIL	120	115	112	97%
OKLAHOMA CITY DET	OKLAHOMA CITY DET	223	211	192	91%



ATTACHMENT G

FY 2011  
OCJ CASE COMPLETIONS  
1st Quarter  
DETAINED CASES

FY 11 GOAL - 85% in 60 Days or Less

Base City Name	Hearing Location	Receipts	Completions	Number Completed With In Goal	Percentage Completed With In Goal
DALLAS	OKLAHOMA CITY, OK	3	5	2	40%
	ROLLING PLAINS DETENTION CENTER	512	528	445	84%
DENVER	DENVER DET	682	675	619	82%
	DENVER, CO	11	30	10	33%
DETROIT	DETROIT DET	515	486	449	92%
	DETROIT, MI	7	8	7	88%
EAST MESA	EAST MESA, CA	184	186	155	83%
EL CENTRO SPC	EL CENTRO DET	369	239	178	74%
EL PASO	EL PASO, TX	35	15	7	47%
	OTERO COUNTY PROCESSING CENTER	1,056	887	718	81%
EL PASO SPC	EL PASO DET	787	645	373	85%
ELIZABETH SPC	ELIZABETH DET	226	184	170	92%
ELOY	ELOY INS DET	1,374	1,170	942	81%
FLORENCE SPC	FLO DET CTR	985	709	618	87%
GUAYNABO (SAN JUAN)	SAN JUAN, PUERTO RICO	38	41	35	85%
	ST. THOMAS, VI	1	1	1	100%
HARLINGEN	HARLINGEN, TX	318	52	43	83%
	WILLACY DETENTION FACILITY	769	352	313	89%
HARTFORD	HARTFORD, CT	4	7	4	87%
HONOLULU	AGANA, GUAM (DETAINES)	16	10	10	100%
	HAWAII DOC	7	8	7	86%
	HONOLULU DET	50	46	42	91%

ATTACHMENT G

FY 2011  
 OCIJ CASE COMPLETIONS  
 1st Quarter  
 DETAINED CASES

FY 11 GOAL - 85% In 60 Days or Less

Base City Name	Hearing Location	Receipts	Completions	Number Completed With In Goal	Percentage Completed With In Goal
HONOLULU	HONOLULU, HI	0	1	0	0%
HOUSTON	BOKEN KAMP CHILDREN'S CENTER	32	8	4	50%
	HOUSTON, TEXAS	24	16	13	81%
HOUSTON SPC	HOUSTON DET	1,067	652	682	94%
	POLK COUNTY DETENTION FACILITY	1,103	874	812	93%
IMPERIAL	IMPERIAL, CALIFORNIA	4	2	2	100%
KANSAS CITY	KANSAS CITY, MO	11	44	12	27%
	KANSAS CITY, MO DETENTION	244	243	213	88%
KROME NORTH SPC	BROWARD TRANS CTR	858	701	654	95%
	GLADES COUNTY PRISON	139	114	74	65%
	KROME DET	649	520	352	68%
	MONROE COUNTY DETENTION	1	1	1	100%
	TURNER GUILFORD KNIGHT	1	1	1	100%
LANCASTER	MIRA LOMA DET	1,011	772	597	77%
LAS VEGAS	LAS VEGAS, NV	178	147	116	79%
	RENO, NEVADA	1	1	1	100%
LOS ANGELES	LOS ANGELES 3	336	377	314	85%
	LOS ANGELES, CA	143	127	95	78%
	ORANGE COUNTY DETAINED	563	237	235	99%
	SAN PEDRO, CA	2	2	2	100%
LOS FRESNOS (PORT ISABEL)	PORT ISABEL DET	543	400	298	76%
MEMPHIS	MEMPHIS, TN	3	6	3	50%

ATTACHMENT G

FY 2011  
 OCIJ CASE COMPLETIONS  
 1st Quarter  
 DETAINED CASES

FY 11 GOAL - 86% In 60 Days or Less

Base City Name	Hearing Location	Receipts	Completions	Number Completed With In Goal	Percentage Completed With In Goal
MIAMI	MIAMI, FLORIDA	9	4	1	25%
NEW ORLEANS	NEW ORLEANS DET	1	1	1	100%
	NEW ORLEANS, LA	1	3	1	33%
NEW YORK CITY	NEW YORK CITY, NEW YORK	41	32	22	69%
NEWARK	NEWARK, NEW JERSEY	391	364	271	77%
OKADALE	FED. DET. CTR-OAK 2	1,093	988	943	97%
	LASALLE DETENTION FACILITY	1,434	1,308	1,280	96%
	PARISH JAIL/SNON-DETAINED	54	22	20	91%
	ST. LOUIS DETENTION	28	13	9	69%
OMAHA	OMAHA, NE	1	5	1	20%
	OMAHA, NE DETENTION	468	408	321	79%
ORLANDO	BAKER COUNTY JAIL	97	81	81	100%
	BRADENTON DET	1	1	1	100%
	ORLANDO, FL	19	24	22	92%
PHILADELPHIA	PHILADELPHIA, PA	4	3	2	67%
PHOENIX	PHOENIX JUVENILE	194	5	5	100%
	PHOENIX, AZ	3	6	1	17%
PORTLAND	ANCHORAGE, ALASKA	1	0	0	0%
	BOISE, ID	1	3	0	0%
	PORTLAND	17	1	1	100%
	PORTLAND DET	7	15	5	33%
	PORTLAND, OREGON	2	2	2	100%

ATTACHMENT G

FY 2011  
 OCIJ CASE COMPLETIONS  
 1st Quarter  
 DETAINED CASES

FY 11 GOAL - 85% In 60 Days or Less

Base City Name	Hearing Location	Receipts	Completions	Number Completed With In Goal	Percentage Completed With In Goal
SALT LAKE CITY	SALT LAKE CITY	415	396	331	84%
SAN ANTONIO	LAREDO, TX DET	130	81	74	91%
	LAREDO, TX - POE	2	2	2	100%
	PEARSCALL, TX DETENTION CENTER	1,327	1,081	960	89%
	SAN ANTONIO DET	109	52	48	92%
	SAN ANTONIO, TX	29	19	9	47%
	T. DON HUTTO RESIDENTIAL	365	80	62	76%
SAN DIEGO	SAN DIEGO DETAINED	1	1	1	100%
	SAN DIEGO, CA	238	103	70	65%
SAN FRANCISCO	SAN FRANCISCO DET	499	427	287	67%
	SAN FRANCISCO, CA	30	83	26	26%
	SEATTLE, WA	11	34	9	26%
SEATTLE	STEWART DETENTION CENTER, LUMPKIN GEORGIA	2,036	2,470	2,303	93%
STEWART	SEATTLE DET	1,346	842	674	90%
TACOMA	TUCSON INS	915	916	916	100%
TUCSON	TUCSON, ARIZONA	2	2	2	100%
VARICK SPC	NY DET (VARICK ST )	372	274	158	57%
YORK	BERKS COUNTY (YOUTH)	35	27	18	67%
	CAMBRIA COUNTY PRISON	2	2	2	100%
	CLINTON COUNTY PRISON	35	35	25	71%
	LACKAWANNA COUNTY PRISON	30	57	36	63%
	PIKE COUNTY PRISON	135	117	92	79%

**ATTACHMENT G**

**FY 2011**

**OCIJ CASE COMPLETIONS**

**1st Quarter**

**DETAINED CASES**

**FY 11 GOAL - 85% in 60 Days or Less**

Base City Name	Hearing Location	Receipts	Completions	Number Completed With In Goal	Percentage Completed With In Goal
YORK	YORK COUNTY DET	387	517	441	85%
<b>TOTAL</b>		<b>31,804</b>	<b>28,219</b>	<b>22,348</b>	<b>85%</b>



**U.S. Department of Justice**

**Executive Office for Immigration Review**

***Office of Planning, Analysis, and Technology***


Assistant Director

5107 Leesburg Pike, Suite 2630  
Falls Church, Virginia 22041

April 15, 2011

**MEMORANDUM FOR:** Juan P. Osuna  
Acting Director

**THROUGH:** Paula Nasca  
Associate Director

**FROM:** Amy F. Dale   
Assistant Director  
Office of Planning, Analysis, and Technology

**SUBJECT:** Report on Case Completion Goals:  
Second Quarter Fiscal Year 2011

Following is the Office of Planning, Analysis, and Technology (OPAT) Report on Case Completion Goals for the second quarter of FY 2011. The summary chart for the Board of Immigration Appeals (BIA) is Attachment A; for the immigration courts, it is Attachment E; and for the Office of the Chief Administrative Hearing Officer (OCAHO), it is Attachment K. All case completion goal targets relate to percentages of cases actually completed.

If you have any questions or need additional information, please let me know.

**I. Board of Immigration Appeals (BIA) Case Completions**

**Non-Responsive**

# Non-Responsive

## II. Office of the Chief Immigration Judge (OCIJ) Case Completions<sup>1</sup>

It has now been a full year that the courts are being measured against the new goals. The decrease from 11 goals to five increased focus on the highest priorities of the agency. The current goals are:

- complete 85% of IHP cases before release,
- complete 85% of detained cases within 60 days,

# Non-Responsive

---

<sup>1</sup>The report measures the time from receipt to completion at each court. For example, if there is a change of venue from one court to another, EOIR counts a receipt and a completion at each court. If the goal is 60 days, and the case spends 50 days at each court, it will be counted as two completions within the goal, when in actuality, it is one decision on a case which did not meet the goal. Nonetheless, the report provides a baseline against which EOIR can measure progress toward the established goals.

The courts met their goals in three of the five case types this quarter. In one case type, the courts fell short of meeting their goals by more than twenty percent.

Due to various exemptions from case completion goals, 8,568 cases that were completed during the second quarter were not included in this analysis.

Institutional Hearing Program (IHP)(Attachment F)

The goal for the IHP is to complete 85 percent of cases prior to the release of the alien from federal or state incarceration. The percentage of cases completed at IHP locations prior to release was 86 percent in the second quarter of FY 2011.

Detained Cases (Attachment G)

For the first quarter of FY 2011, OCIJ met the goal of completing 86 percent of detained cases within 60 days.

**Non-Responsive**

III. Office of the Chief Administrative Hearing Officer (OCAHO) Case Completions  
(Attachment K)

**Non-Responsive**

**Attachments**

cc: Ana Kocur, Acting Chief Administrative Hearing Officer  
David Neal, Acting Chairman, Board of Immigration Appeals  
Brian M. O'Leary, Chief Immigration Judge



**FY 2011 CASE COMPLETION GOALS**

**TABLE OF CONTENTS**

---

**Board of Immigration Appeals:**

**IAB**

**Non-Responsive**

**Office of the Chief Immigration Judge:**

**OCIJ Case Completions -- Summary of Case Processing Goals**

**E**

**Institutional Hearing Program**

**F**

**Detained Cases**

**G**

**Non-Responsive**

**Office of the Chief Administrative Hearing Officer:**

**OCAHO Case Completions**

**K**

**ATTACHMENT E1**

**FY 2011  
OCIJ CASE COMPLETIONS'  
SUMMARY CASE PROCESSING GOALS**

CASE TYPE	FY 2011 GOALS		FY 2011				
	Time Goal	Percentage Goal	1st Qtr.	2nd Qtr.	3rd Qtr.	4th Qtr.	Average
<b>Institutional Hearing Program (GPRA Measurement)</b>	Prior to Release	85%	85%	86%			86%
<b>Detained Cases (GPRA Measurement)</b>	60 Days	85%	85%	86%			86%

**Non-Responsive**

<sup>1</sup> The report measures the time from receipt to completion at each court. For example, if there is a change of venue from one court to another, EOIR counts a receipt and a completion at each. If the goal is 60 days, and the case spends 50 days at each court, it will be counted as two completions within the goal, when in actuality it is one decision on a case which did not meet the goal. Nonetheless, the report provides a baseline against which we can measure progress towards the established goals.

\*\*Cases with the "Case Identifiers" Juvenile (J), Unaccompanied Juvenile (UJ), Unaccompanied Juvenile-Asylum (J2) IHP with NTA filed less than 120 days from EPRD (4M) or BIA IHP Remand (R1) "Adjournment Codes" 7a, 7b, 7c, 7d, 7e, 7f, 7g, 7h, 24, 36, 37, 43, 44, 47, 50, 53 or 54 have been excluded from the report. These adjournment codes are utilized in a significant percentage of OCIJ cases adjourned for reasons outside the control of immigration judges.

The targets are related to the percentage of the cases actually completed excluding exempted cases.

**ATTACHMENT E2**

**FY 2011  
OCIJ CASE COMPLETIONS FOR MEASURED CASES  
2nd QUARTER RECEIPTS AND COMPLETIONS BY CASE TYPE**

Case Type	Completions of Measured Cases			
	Receipts	Completions	# Completed w/in Goal	% Completed w/in Goal
Institutional Hearing Program	1,418	1,002	866	86%
Detained Cases	33,307	31,101	28,871	86%

**Non-Responsive**

**ATTACHMENT G**

**FY 2011  
OCIJ CASE COMPLETIONS  
DETAINED CASES  
FY 11 GOAL - 85% in 60 Days or Less**

Processing Times	1st Quarter		2nd Quarter		3rd Quarter		4th Quarter		FY Total	
	Total Completions	Cumulative %	Total Completions	Cumulative %	Total Completions	Cumulative %	Total Completions	Cumulative %	Total Completions	Cumulative %
0 - 30 Days	18,176	69%	22,687	73%					40,763	71%
31 - 60 Days	4,172	85%	4,284	86%					8,456	86%
61 - 90 Days	1,345	90%	1,366	91%					2,731	91%
91 - 120 Days	660	93%	766	93%					1,426	93%
120 - 160 Days	483	96%	640	96%					1,023	96%
Over 160 Days	1,388	100%	1,538	100%					2,921	100%
<b>Total</b>	<b>26,219</b>		<b>31,101</b>						<b>57,320</b>	

**ATTACHMENT G**

**FY 2011  
OCIJ CASE COMPLETIONS  
2nd Quarter  
DETAINED CASES**

**FY 11 GOAL - 85% in 60 Days or Less**

Base City Name	Hearing Location	Receipts	Completions	Number Completed With In Goal	Percentage Completed With In Goal
ARLINGTON	ARLINGTON DET	715	598	511	87%
	ARLINGTON, VA	38	68	31	48%
ATLANTA	ATLANTA DET	395	405	281	64%
	ATLANTA, GEORGIA	37	39	25	64%
BALTIMORE	BALTIMORE, MD	246	228	197	96%
BATAVIA SPC	BATAVIA SPC	354	328	271	85%
BLOOMINGTON	BLOOMINGTON	9	12	10	85%
	BLOOMINGTON DETAINED	442	468	440	94%
BOSTON	BOSTON DETAINED	1	1	1	100%
	BOSTON, MASS	394	382	278	77%
BUFFALO	BUFFALO, NY	38	35	33	94%
CHARLOTTE	CHARLOTTE, NC	1	6	2	33%
CHICAGO	CHICAGO DET	1,119	1,032	985	94%
	CHICAGO, IL	96	51	33	68%
CLEVELAND	BUTLER COUNTY SHERIFF'S OFFICE	195	194	170	86%
	CLEVELAND DETAINED LOCATION	208	191	157	82%
	CLEVELAND, OHIO - CEL	8	8	5	63%
DALLAS	DALLAS DET	79	58	37	64%
	DALLAS OTHER DETAINED	14	13	13	100%
	DALLAS, TX	14	13	9	68%
	DAVID L. MOSS CRIMINAL JUSTICE CENTER	39	39	39	100%
	JOHNSON COUNTY JAIL	267	258	242	94%

**ATTACHMENT G**

**FY 2011**

**OCIJ CASE COMPLETIONS**

**2nd Quarter**

**DETAINED CASES**

**FY 11 GOAL - 85% in 60 Days or Less**

Base City Name	Hearing Location	Receipts	Completions	Number Completed With in Goal	Percentage Completed With in Goal
DALLAS	OKLAHOMA CITY DET	254	268	237	89%
	OKLAHOMA CITY, OK	2	5	2	40%
	ROLLING PLAINS DETENTION CENTER	688	702	671	96%
DENVER	DENVER DET	702	630	584	90%
	DENVER, CO	24	39	25	64%
DETROIT	DETROIT DET	441	484	424	81%
	DETROIT, MI	6	10	6	60%
EAST MESA	EAST MESA, CA	313	256	241	94%
	OTAY MESA, CA	1	1	1	100%
EL CENTRO SPC	EL CENTRO DET	331	248	205	83%
EL PASO	EL PASO, TX	102	18	7	39%
	OTERO COUNTY PROCESSING CENTER	971	948	809	86%
EL PASO SPC	EL PASO DET	784	873	625	72%
ELIZABETH SPC	ELIZABETH DET	286	253	236	93%
ELOY	ELOY INS DET	1,470	1,142	983	87%
FLORENCE SPC	FLO DET CTR	1,046	682	677	99%
GUAYNABO (SAN JUAN)	SAN JUAN, PUERTO RICO	25	26	24	92%
HARLINGEN	HARLINGEN, TX	266	51	37	73%
	WILLACY DETENTION FACILITY	484	280	229	79%
HARTFORD	HARTFORD, CT	2	4	2	50%
HONOLULU	AGANA, GUAM (DETAINEES)	7	9	7	78%
	HAWAII DOC	6	6	5	83%

**ATTACHMENT G**

**FY 2011  
OCIJ CASE COMPLETIONS  
2nd Quarter  
DETAINED CASES**

**FY 11 GOAL - 85% in 60 Days or Less**

Base City Name	Hearing Location	Receipts	Completions	Number Completed With In Goal	Percentage Completed With In Goal
HONOLULU	HONOLULU DET	49	45	43	96%
	HONOLULU, HI	1	2	2	100%
HOUSTON	BOKEN KAMP CHILDRENS CENTER	19	2	0	0%
	HOUSTON, TEXAS	27	28	22	70%
HOUSTON SPC	HOUSTON DET	1,234	1,164	1,087	94%
	POLK COUNTY DETENTION FACILITY	841	1,205	1,072	89%
IMPERIAL	IMPERIAL, CALIFORNIA	5	6	4	67%
KANSAS CITY	KANSAS CITY, MO	10	30	13	43%
	KANSAS CITY, MO DETENTION	266	254	232	91%
KROME NORTH SPC	BROWARD TRANS CTR	721	644	598	86%
	GLADES COUNTY PRISON	146	134	83	62%
	KROME DET	712	603	380	63%
	MONROE COUNTY DETENTION	32	11	11	100%
LANCASTER	MIRA LOMA DET	899	841	680	73%
LAS VEGAS	LAS VEGAS, NV	276	234	219	94%
	RENO, NEVADA	20	19	18	96%
LOS ANGELES	LOS ANGELES 3	576	472	387	70%
	LOS ANGELES, CA	179	166	139	84%
	ORANGE COUNTY DETAINED	631	756	639	88%
	SAN PEDRO, CA	2	2	2	100%
LOS FRESNOS (PORT ISABEL)	PORT ISABEL DET	618	516	408	79%
MEMPHIS	LOUISVILLE, KY	0	4	0	0%

**ATTACHMENT G**

**FY 2011**

**OCIJ CASE COMPLETIONS**

**2nd Quarter**

**DETAINED CASES**

**FY 11 GOAL - 85% in 60 Days or Less**

Base City Name	Hearing Location	Receipts	Completions	Number Completed With In Goal	Percentage Completed With In Goal
MEMPHIS	MEMPHIS, TN	7	9	4	44%
MIAMI	MIAMI, FLORIDA	5	9	6	67%
NEW ORLEANS	NEW ORLEANS DET	5	5	5	100%
	NEW ORLEANS, LA	4	6	2	33%
NEW YORK - DET	NY DET (VARICK ST.)	403	384	272	71%
NEW YORK CITY	NEW YORK CITY, NEW YORK	29	25	19	76%
NEWARK	LEHIGH COUNTY JAIL	1	1	1	100%
	NEWARK, NEW JERSEY	422	429	305	71%
OAKDALE	FED. DET CTR-OAK 2	985	923	902	96%
	LASALLE DETENTION FACILITY	1,349	1,280	1,272	90%
	PARISH JAILS/NON-DETAINED	25	28	23	83%
	ST. LOUIS DETENTION	53	28	22	79%
OMAHA	OMAHA, NE	16	24	15	63%
	OMAHA, NE DETENTION	423	454	341	76%
ORLANDO	BAKER COUNTY JAIL	115	104	98	94%
	ORLANDO, FL	16	17	12	71%
PHILADELPHIA	PHILADELPHIA, PA	9	12	7	68%
	PITTSBURGH, PENNSYLVANIA	1	1	1	100%
PHOENIX	PHOENIX JUVENILE	183	10	9	90%
	PHOENIX, AZ	8	9	1	11%
PORTLAND	ANCHORAGE, ALASKA	1	2	2	100%
	BOISE, ID	1	6	1	17%



**ATTACHMENT G**

**FY 2011**

**OCIJ CASE COMPLETIONS**

**2nd Quarter**

**DETAINED CASES**

**FY 11 GOAL - 85% in 60 Days or Less**

Base City Name	Hearing Location	Receipts	Completions	Number Completed With In Goal	Percentage Completed With In Goal
PORTLAND	PORTLAND	9	0	0	0%
	PORTLAND DET	4	29	7	24%
	PORTLAND, OREGON	1	0	0	0%
SALT LAKE CITY	SALT LAKE CITY	542	588	503	86%
SAN ANTONIO	LAREDO, TX DET	120	144	124	86%
	LAREDO, TX - POE	1	1	1	100%
	PEARSALL, TX DETENTION CENTER	1,276	1,200	1,075	90%
	SAN ANTONIO DET	161	66	59	89%
	SAN ANTONIO, TX	38	34	18	63%
	T. DON HUTTO RESIDENTIAL	287	109	93	85%
SAN DIEGO	SAN DIEGO DETAINED	1	0	0	0%
	SAN DIEGO, CA	283	168	90	54%
SAN FRANCISCO	SAN FRANCISCO DET	483	429	345	80%
	SAN FRANCISCO ANNEX	1	2	1	50%
	SAN FRANCISCO, CA	34	71	32	46%
SEATTLE	SEATTLE, WA	4	31	7	23%
STEWART	STEWART DETENTION CENTER, LUMPKIN GEORGIA	2,891	2,887	2,750	96%
TACOMA	SEATTLE DET	982	1,191	986	83%
TUCSON	TUCSON INS	776	776	776	100%
YORK	BERKS COUNTY (YOUTH)	38	28	21	75%
	CAMBRIA COUNTY PRISON	9	9	9	100%
	CLINTON COUNTY PRISON	62	49	45	82%

**ATTACHMENT G**

**FY 2011  
OCIJ CASE COMPLETIONS  
2nd Quarter  
DETAINED CASES**

**FY 11 GOAL - 85% in 60 Days or Less**

Base City Name	Hearing Location	Receipts	Completions	Number Completed With In Goal	Percentage Completed With In Goal
YORK	LACKAWANNA COUNTY PRISON	2	6	2	33%
	PIKE COUNTY PRISON	218	197	165	84%
	YORK COUNTY DET	807	754	678	90%
<b>TOTAL</b>		<b>33,307</b>	<b>31,101</b>	<b>26,871</b>	<b>88%</b>



**U.S. Department of Justice**

**Executive Office for Immigration Review**

*Office of Planning, Analysis, and Technology*


Assistant Director

5107 Leesburg Pike, Suite 2630  
Falls Church, Virginia 22041

July 15, 2011

**MEMORANDUM FOR:** Juan P. Osuna  
Director

**THROUGH:** Paula Nasca  
Associate Director

**FROM:** Amy F. Dale   
Assistant Director  
Office of Planning, Analysis, and Technology

**SUBJECT:** Report on Case Completion Goals:  
Third Quarter Fiscal Year 2011

Following is the Office of Planning, Analysis, and Technology (OPAT) Report on Case Completion Goals for the third quarter of FY 2011. The summary chart for the Board of Immigration Appeals (BIA) is Attachment A; for the immigration courts, it is Attachment E; and for the Office of the Chief Administrative Hearing Officer (OCAHO), it is Attachment K. All case completion goal targets relate to percentages of cases actually completed.

If you have any questions or need additional information, please let me know.

**I. Board of Immigration Appeals (BIA) Case Completions**

**Non-Responsive**

# Non-Responsive

## **II. Office of the Chief Immigration Judge (OCIJ) Case Completions<sup>1</sup>**

It has now been a full year that the courts are being measured against the new goals. The decrease from 11 goals to five increased focus on the highest priorities of the agency. The current goals are:

- complete 85% of IHP cases before release,
- complete 85% of detained cases within 60 days,

# Non-Responsive

---

<sup>1</sup>The report measures the time from receipt to completion at each court. For example, if there is a change of venue from one court to another, EOIR counts a receipt and a completion at each court. If the goal is 60 days, and the case spends 50 days at each court, it will be counted as two completions within the goal, when in actuality, it is one decision on a case which did not meet the goal. Nonetheless, the report provides a baseline against which EOIR can measure progress toward the established goals.

The courts met their goals in three of the five case types this quarter. In one case type, the courts fell short of meeting their goals by 15 percent.

Due to various exemptions from case completion goals, 9,895 cases that were completed during the third quarter were not included in this analysis.

Institutional Hearing Program (IHP)(Attachment F)

The goal for the IHP is to complete 85 percent of cases prior to the release of the alien from federal or state incarceration. The percentage of cases completed at IHP locations prior to release was 90 percent in the third quarter of FY 2011.

Detained Cases (Attachment G)

For the third quarter of FY 2011, OCIJ exceeded the goal of completing 85 percent of detained cases within 60 days, by completing 90 percent of detained cases within the time frame.

**Non-Responsive**

III. Office of the Chief Administrative Hearing Officer (OCAHO) Case Completions (Attachment K)

**Non-Responsive**

**Attachments**

cc: Ana Kocur, Acting Chief Administrative Hearing Officer  
David Neal, Acting Chairman, Board of Immigration Appeals  
Brian M. O'Leary, Chief Immigration Judge

**FY 2011 CASE COMPLETION GOALS**

**TABLE OF CONTENTS**

---

**Board of Immigration Appeals:**

**TAB**

**Non-Responsive**

**Office of the Chief Immigration Judge:**

**OCIJ Case Completions -- Summary of Case Processing Goals**

**E**

**Institutional Hearing Program**

**F**

**Detained Cases**

**G**

**Non-Responsive**

**Office of the Chief Administrative Hearing Officer:**

**OCAHO Case Completions**

**K**

**ATTACHMENT E1**

**FY 2011  
OCJ CASE COMPLETIONS'  
SUMMARY CASE PROCESSING GOALS**

CASE TYPE	FY 2011 GOALS		FY 2011				
	Time Goal	Percentage Goal	1st Qtr.	2nd Qtr.	3rd Qtr.	4th Qtr.	Average
Institutional Hearing Program (GPRA Measurement)	Prior to Release	85%	85%	86%	90%		87%
Detained Cases (GPRA Measurement)	60 Days	85%	85%	86%	90%		87%

**Non-Responsive**

The report measures the time from receipt to completion at each court. For example, if there is a change of venue from one court to another, EOCR counts a receipt and a completion at each. If the goal is 60 days, and the case spends 50 days at each court, it will be counted as two completions within the goal, when in actuality, it is one decision on a case which did not meet the goal. Nonetheless, the report provides a baseline against which we can measure progress towards the established goals.

\*\*Cases with the "Case Identifiers" Juvenile (J), Unaccompanied Juvenile (UJ), Unaccompanied Juvenile-Asylum (J2), IHP with NTA filed less than 120 days from EPRD (4M) or BIA IHP Remand (R1), Adjournment Codes 7a, 7b, 7c, 7d, 7e, 7f, 7g, 7h, 24, 36, 37, 43, 44, 47, 50, 53 or 54 have been excluded from the report. These adjournment codes are utilized in a significant percentage of OCJ cases adjourned for reasons outside the control of immigration judges.

The targets are related to the percentage of the cases actually completed excluding exempted cases.

**ATTACHMENT E2**

**FY 2011  
OCIJ CASE COMPLETIONS FOR MEASURED CASES  
3rd QUARTER RECEIPTS AND COMPLETIONS BY CASE TYPE**

Case Type	Completions of Measured Cases			
	Receipts	Completions	# Completed w/in Goal	% Completed w/in Goal
Institutional Hearing Program	1,485	989	891	90%
Detained Cases	34,899	29,438	28,628	90%

**Non-Responsive**



**ATTACHMENT G**

**FY 2011  
OCIJ CASE COMPLETIONS  
DETAINED CASES**

**FY 11 GOAL - 85% in 60 Days or Less**

Processing Times	1st Quarter		2nd Quarter		3rd Quarter		4th Quarter		FY Total	
	Total Completions	Cumulative %	Total Completions	Cumulative %	Total Completions	Cumulative %	Total Completions	Cumulative %	Total Completions	Cumulative %
0 - 30 Days	10,176	69%	22,687	73%	23,662	80%	64,315	74%		
31 - 60 Days	4,172	85%	4,284	86%	3,076	90%	11,632	87%		
61 - 90 Days	1,345	90%	1,386	91%	889	93%	3,620	92%		
91 - 120 Days	660	93%	766	93%	516	95%	1,942	94%		
120 - 150 Days	483	96%	540	96%	357	96%	1,380	95%		
Over 150 Days	1,383	100%	1,538	100%	1,046	100%	3,967	100%		
<b>Total</b>	<b>26,219</b>		<b>31,101</b>		<b>29,436</b>		<b>86,756</b>			

**ATTACHMENT G**

**FY 2011**

**OCIJ CASE COMPLETIONS**

**3rd Quarter**

**DETAINED CASES**

**FY 11 GOAL - 85% in 60 Days or Less**

Base City Name	Hearing Location	Receipts	Completions	Number Completed With In Goal	Percentage Completed With In Goal
ARLINGTON	ARLINGTON DET	767	592	516	87%
	ARLINGTON, VA	50	88	48	55%
ATLANTA	ATLANTA DET	570	557	487	87%
	ATLANTA, GEORGIA	35	46	25	54%
BALTIMORE	BALTIMORE, MD	289	215	195	91%
BATAVIA SPC	BATAVIA SPC	276	256	199	78%
BLOOMINGTON	BLOOMINGTON	4	8	2	25%
	BLOOMINGTON DETAINED	491	438	423	97%
BOSTON	BOSTON DETAINED	421	218	216	90%
BOSTON, MASS	BOSTON, MASS	177	309	231	75%
BUFFALO	BUFFALO, NY	28	22	18	82%
CHARLOTTE	CHARLOTTE, NC	1	0	0	0%
CHICAGO	CHICAGO DET	1,147	842	782	95%
	CHICAGO, IL	94	48	30	63%
CLEVELAND	BUTLER COUNTY SHERIFF'S OFFICE	291	306	289	94%
	CLEVELAND DETAINED LOCATION	200	208	168	81%
CLEVELAND, OHIO - CEL	CLEVELAND, OHIO - CEL	9	7	7	100%
DALLAS	DALLAS DET	66	62	49	79%
	DALLAS, TX	16	7	7	100%
DAVID L. MOSS CRIMINAL JUSTICE CENTER	DAVID L. MOSS CRIMINAL JUSTICE CENTER	3	3	3	100%
JOHNSON COUNTY JAIL	JOHNSON COUNTY JAIL	201	231	227	96%
OKLAHOMA CITY DET	OKLAHOMA CITY DET	320	296	284	96%

**ATTACHMENT G**

**FY 2011**

**OCIJ CASE COMPLETIONS**

**3rd Quarter**

**DETAINED CASES**

**FY 11 GOAL - 85% in 60 Days or Less**

Base City Name	Hearing Location	Receipts	Completions	Number Completed With in Goal	Percentage Completed With in Goal
DALLAS	OKLAHOMA CITY, OK	4	3	1	33%
	ROLLING PLAINS DETENTION CENTER	490	477	472	96%
	SOUTHWEST KEY	2	0	0	0%
DENVER	DENVER DET	679	605	566	92%
	DENVER, CO	16	36	16	44%
DETROIT	DETROIT DET	421	405	385	96%
	DETROIT, MI	7	8	6	75%
EAST MESA	EAST MESA, CA	258	149	140	94%
	OTAY MESA, CA	3	2	2	100%
EL CENTRO SPC	EL CENTRO DET	327	213	180	85%
EL PASO	EL PASO, TX	108	18	11	61%
	OTERO COUNTY PROCESSING CENTER	1,037	1,292	1,168	90%
EL PASO SPC	EL PASO DET	889	793	678	85%
ELIZABETH SPC	ELIZABETH DET	253	211	188	89%
ELOY	ELOY INS DET	1,648	955	916	96%
FLORENCE SPC	FLO DET CTR	1,334	645	645	100%
GUAYNABO (SAN JUAN)	SAN JUAN, PUERTO RICO	25	24	23	96%
HARLINGEN	HARLINGEN, TX	387	43	36	84%
	WILLACY DETENTION FACILITY	366	412	313	76%
HARTFORD	HARTFORD, CT	6	7	5	71%
HONOLULU	AGANA, GUAM (DETAINEES)	27	22	22	100%
	HAWAII DOC	4	3	3	100%

**ATTACHMENT G**

**FY 2011  
OCIJ CASE COMPLETIONS  
3rd Quarter  
DETAINED CASES**

**FY 11 GOAL - 85% In 60 Days or Less**

Base City Name	Hearing Location	Receipts	Completions	Number Completed With In Goal	Percentage Completed With In Goal
HONOLULU	HONOLULU DET	51	45	44	86%
	HONOLULU, HI	3	5	4	80%
HOUSTON	BOKEN KAMP CHILDREN'S CENTER	71	0	0	0%
	HOUSTON, TEXAS	41	45	30	67%
HOUSTON SPC	HOUSTON DET	1,080	882	912	93%
	POLK COUNTY DETENTION FACILITY	1,303	1,149	1,085	94%
IMPERIAL	IMPERIAL, CALIFORNIA	13	6	5	83%
KANSAS CITY	KANSAS CITY, MO	11	34	11	32%
	KANSAS CITY, MO DETENTION	272	241	224	93%
KROME NORTH SPC	BROWARD TRANS CTR	509	483	388	84%
	GLADES COUNTY PRISON	195	151	111	74%
	KROME DET	780	635	483	76%
	MONROE COUNTY DETENTION	15	15	10	67%
LANCASTER	MIRA LOMA DET	1,054	950	783	82%
LAS VEGAS	LAS VEGAS, NV	404	341	333	96%
	RENO, NEVADA	21	22	22	100%
LOS ANGELES	LOS ANGELES 3	644	683	650	95%
	LOS ANGELES, CA	184	136	127	93%
	ORANGE COUNTY DETAINED	752	686	693	100%
LOS FRESNOS (PORT ISABEL)	PORT ISABEL DET	814	568	497	86%
MEMPHIS	LOUISVILLE, KY	0	1	0	0%
	MEMPHIS, TN	4	6	5	83%

**ATTACHMENT G**

**FY 2011  
OCIJ CASE COMPLETIONS  
3rd Quarter  
DETAINED CASES**

**FY 11 GOAL - 85% In 60 Days or Less**

Base City Name	Hearing Location	Receipts	Completions	Number Completed With In Goal	Percentage Completed With In Goal
MIAMI	MIAMI, FLORIDA	5	2	2	100%
NEW ORLEANS	NEW ORLEANS DET	4	4	4	100%
	NEW ORLEANS, LA	4	8	4	50%
NEW YORK - DET	NY DET (VARICK ST.)	301	211	134	64%
NEW YORK CITY	NEW YORK ANNEX	1	1	1	100%
	NEW YORK CITY, NEW YORK	23	28	20	71%
NEWARK	NEWARK, NEW JERSEY	487	445	337	76%
OAKDALE	ADC - VIDEO	14	14	14	100%
	FED. DET. CTR-OAK 2	1,006	784	777	98%
	LASALLE DETENTION FACILITY	1,442	1,302	1,292	96%
	PARISH JAIL-SIMON-DETAINED	13	9	8	89%
	ST. LOUIS DETENTION	41	32	31	97%
OMAHA	OMAHA, NE	5	29	9	31%
	OMAHA, NE DETENTION	447	323	290	90%
ORLANDO	BAKER COUNTY JAIL	114	98	93	96%
	BRADENTON DET	1	1	1	100%
	ORLANDO, FL	10	15	10	67%
PHILADELPHIA	PHILADELPHIA, PA	8	6	2	33%
	PITTSBURGH, PENNSYLVANIA	1	1	1	100%
PHOENIX	PHOENIX JUVENILE	227	19	18	96%
	PHOENIX, AZ	26	6	6	100%
PORTLAND	BOISE, ID	0	2	0	0%

**ATTACHMENT G**

**FY 2011  
OCIJ CASE COMPLETIONS  
3rd Quarter  
DETAINED CASES**

**FY 11 GOAL - 85% in 60 Days or Less**

Base City Name	Hearing Location	Receipts	Completions	Number Completed With In Goal	Percentage Completed With In Goal
PORTLAND	PORTLAND	11	1	0	0%
	PORTLAND DET	4	1	1	100%
SAIPAN	NORTHERN MARIANAS DETAINED	2	0	0	0%
	SAIPAN, NORTHERN MARIANAS ISLANDS	0	1	0	0%
SALT LAKE CITY	SALT LAKE CITY	415	454	421	93%
SAN ANTONIO	LAREDO, TX DET	13	25	12	48%
	LAREDO, TX - POE	1	1	1	100%
	PEARSALL, TX DETENTION CENTER	1,241	1,089	958	85%
	SAN ANTONIO DET	172	54	52	96%
	SAN ANTONIO, TX	51	44	21	48%
	T. DON HUTTO RESIDENTIAL	156	101	85	84%
SAN DIEGO	SAN DIEGO DETAINED	1	1	1	100%
	SAN DIEGO, CA	243	143	98	65%
SAN FRANCISCO	SAN FRANCISCO DET	450	294	250	86%
	SAN FRANCISCO ANNEX	1	1	1	100%
	SAN FRANCISCO, CA	21	20	17	85%
SEATTLE	SEATTLE, WA	2	0	0	0%
STEWART	STEWART DETENTION CENTER, LUMPKIN GEORGIA	2,782	2,784	2,663	96%
TACOMA	NORTHWEST DETENTION CENTER	1,187	868	784	89%
TUCSON	TUCSON INS	1,030	1,029	1,028	100%
	TUCSON, ARIZONA	12	1	1	100%
YORK	BERKS COUNTY (YOUTH)	48	14	13	93%

**ATTACHMENT G**

**FY 2011  
OCIJ CASE COMPLETIONS  
3rd Quarter  
DETAINED CASES**

**FY 11 GOAL - 85% in 60 Days or Less**

Base City Name	Hearing Location	Receipts	Completions	Number Completed With in Goal	Percentage Completed With in Goal
YORK		3	3	3	100%
	CAMBRIA COUNTY PRISON				
	CLINTON COUNTY PRISON	32	40	26	65%
	PIKE COUNTY PRISON	190	182	147	81%
	YORK COUNTY DET	725	711	624	86%
<b>TOTAL</b>		<b>34,899</b>	<b>29,436</b>	<b>26,628</b>	<b>90%</b>



**U.S. Department of Justice**

**Executive Office for Immigration Review**

*Office of Planning, Analysis, and Technology*


---

Assistant Director

5107 Leesburg Pike, Suite 2630  
Falls Church, Virginia 22041

April 12, 2012

**MEMORANDUM FOR:** Juan P. Osuna  
Director

**FROM:**   
Amy F. Dale  
Assistant Director  
Office of Planning, Analysis, and Technology

**SUBJECT:** Report on Case Completion Goals:  
Second Quarter Fiscal Year 2012

Following is the Office of Planning, Analysis, and Technology (OPAT) Report on Case Completion Goals for the second quarter of FY 2012. The summary chart for the Board of Immigration Appeals (BIA) is Attachment A; for the immigration courts, it is Attachment E; and for the Office of the Chief Administrative Hearing Officer (OCAHO), it is Attachment K. All case completion goal targets relate to percentages of cases actually completed.

If you have any questions or need additional information, please let me know.

**I. Board of Immigration Appeals (BIA) Case Completions**

**Summary (Attachment A)**

**Non-Responsive**



**Non-Responsive**

**II. Office of the Chief Immigration Judge (OCIJ) Case Completions<sup>1</sup>**

The immigration courts continue to focus on the highest priorities of the agency. The current goals are:

- complete 85% of IHP cases before release,
- complete 85% of detained cases within 60 days,

**Non-Responsive**

**Non-Responsive**

---

<sup>1</sup>The report measures the time from receipt to completion at each court. For example, if there is a change of venue from one court to another, EOIR counts a receipt and a completion at each court. If the goal is 60 days, and the case spends 50 days at each court, it will be counted as two completions within the goal, when in actuality, it is one decision on a case which did not meet the goal. Nonetheless, the report provides a baseline against which EOIR can measure progress toward the established goals.

**Non-Responsive**

Detained Cases (Attachment G)

For the second quarter of FY 2012, OCIJ exceeded the goal of completing 85 percent of detained cases within 60 days, by completing 87 percent of detained cases within the time frame.

**Non-Responsive**

III. Office of the Chief Administrative Hearing Officer (OCAHO) Case Completions (Attachment K)

**Non-Responsive**

**Attachments**

cc: Ana Kocur, Acting Chief of Staff  
David Neal, Chairman, Board of Immigration Appeals  
Brian M. O'Leary, Chief Immigration Judge  
Robin Stutman, Chief Administrative Hearing Officer

**FY 2012 CASE COMPLETION GOALS**

**TABLE OF CONTENTS**

---

**Board of Immigration Appeals:**

**TAB**

**Non-Responsive**

**Office of the Chief Immigration Judge:**

**OCIJ Case Completions -- Summary of Case Processing Goals**

**E**

**Institutional Hearing Program**

**F**

**Detained Cases**

**G**

**Non-Responsive**

**Office of the Chief Administrative Hearing Officer:**

**OCAHO Case Completions**

**K**

**ATTACHMENT E1**

**FY 2012  
OCIJ CASE COMPLETIONS'  
SUMMARY CASE PROCESSING GOALS**

CASE TYPE	FY 2012 GOALS		FY 2012				
	Time Goal	Percentage Goal	1st Qtr.	2nd Qtr.	3rd Qtr.	4th Qtr.	Average
Institutional Hearing Program (GPRA Measurement)	Prior to Release	85%	89%	87%			88%
Detained Cases (GPRA Measurement)	60 Days	85%	88%	87%			88%

**Non-Responsive**

<sup>1</sup> The report measures the time from receipt to completion at each court. For example, if there is a change of venue from one court to another, ECR counts a receipt and a completion at each. If the goal is 60 days, and the case spends 50 days at each court, it will be counted as two completions within the goal, when in actuality it is one decision on a case which did not meet the goal. Nonetheless, the report provides a baseline against which we can measure progress towards the established goals.

\*\*Cases with the "Case Identifiers" Juvenile (J), Unaccompanied Juvenile (UJ), Unaccompanied Juvenile-Asylum (JZ), IHP with NTA filed less than 120 days from EPRD (4M) or BA IHP Remand (R) , "Adjournment Codes" 7a, 7b, 7c, 7d, 7e, 7f, 7g, 7h, 24, 35, 37, 43, 44, 47, 50, 53 or 54 have been excluded from the report. These adjournment codes are utilized in a significant percentage of OCU cases adjourned for reasons outside the control of immigration judges.

The targets are related to the percentage of the cases actually completed excluding exempted cases.

**ATTACHMENT E2**

**FY 2012  
OCIJ CASE COMPLETIONS FOR MEASURED CASES  
2nd QUARTER RECEIPTS AND COMPLETIONS BY CASE TYPE**

Case Type	Completions of Measured Cases			
	Receipts	Completions	# Completed w/in Goal	% Completed w/in Goal
Institutional Hearing Program	1,383	922	800	87%
Detained Cases	28,459	23,649	20,551	87%

**Non-Responsive**

ATTACHMENT G

FY 2012  
 OCIJ CASE COMPLETIONS  
 DETAINED CASES  
 FY 12 GOAL - 95% in 60 Days or Less

Processing Times	1st Quarter		2nd Quarter		3rd Quarter		4th Quarter		FY Total	
	Total Completions	Cumulative %	Total Completions	Cumulative %	Total Completions	Cumulative %	Total Completions	Cumulative %	Total Completions	Cumulative %
0 - 30 Days	18,177	76%	17,472	74%					36,649	75%
31 - 60 Days	2,834	86%	3,078	87%					6,913	88%
61 - 90 Days	1,111	93%	1,174	92%					2,285	92%
91 - 120 Days	676	96%	691	96%					1,267	95%
120 - 160 Days	348	97%	434	97%					782	97%
Over 160 Days	739	100%	799	100%					1,538	100%
<b>Total</b>	<b>23,788</b>		<b>23,849</b>						<b>47,434</b>	

ATTACHMENT G

FY 2012  
 OCU CASE COMPLETIONS  
 DETAINED CASES  
 FY 12 GOAL - 85% in 60 Days or Less

Processing Times	1st Quarter		2nd Quarter		3rd Quarter		4th Quarter		FY Total	
	Total Completions	Cumulative %	Total Completions	Cumulative %	Total Completions	Cumulative %	Total Completions	Cumulative %	Total Completions	Cumulative %
0 - 30 Days	18,177	76%	17,472	74%					35,649	76%
31 - 60 Days	2,834	88%	3,079	87%					5,913	88%
61 - 90 Days	1,111	93%	1,174	92%					2,285	92%
91 - 120 Days	576	95%	691	95%					1,267	95%
120 - 150 Days	348	97%	434	97%					782	97%
Over 150 Days	739	100%	799	100%					1,538	100%
<b>Total</b>	<b>23,785</b>		<b>23,649</b>						<b>47,434</b>	

ATTACHMENT G

FY 2012

OCIJ CASE COMPLETIONS  
2nd Quarter  
DETAINED CASES

FY 12 GOAL - 85% in 60 Days or Less

Base City Name	Hearing Location	Receipts	Completions	Number Completed With In Goal	Percentage Completed With In Goal
ARLINGTON	ARLINGTON DET	531	392	304	78%
	ARLINGTON, VA	47	61	29	48%
ATLANTA	ATLANTA DET	322	313	238	76%
	ATLANTA, GEORGIA	30	36	21	58%
BALTIMORE	BALTIMORE, MD	229	172	146	85%
BATAVIA SPC	BATAVIA SPC	204	208	159	76%
BLOOMINGTON	BLOOMINGTON	4	4	4	100%
	BLOOMINGTON DETAINED	413	395	346	88%
BOSTON	BOSTON DETAINED	401	381	262	69%
	BOSTON, MASS	72	72	64	89%
BUFFALO	BUFFALO, NY	21	16	16	100%
CHARLOTTE	CHARLOTTE, NC	3	1	0	0%
CHICAGO	CHICAGO DET	1,036	794	656	83%
	CHICAGO, IL	99	81	33	41%
CLEVELAND	BEDFORD HEIGHTS CITY JAIL	39	44	41	93%
	BUTLER COUNTY SHERIFF'S OFFICE	231	213	199	93%
	CLEVELAND DETAINED LOCATION	114	100	91	91%
	CLEVELAND, OHIO - CEL	8	4	4	100%
DALLAS	DALLAS DET	99	108	86	80%
	DALLAS OTHER DETAINED	3	3	3	100%
	DALLAS, TX	7	5	5	100%
	DAVID L. MOSS CRIMINAL JUSTICE CENTER	232	214	212	99%



ATTACHMENT G

FY 2012  
 OCIJ CASE COMPLETIONS  
 2nd Quarter  
 DETAINED CASES

FY 12 GOAL - 85% in 60 Days or Less

Base City Name	Hearing Location	Receipts	Completions	Number Completed With In Goal	Percentage Completed With In Goal
DALLAS	JOHNSON COUNTY JAIL	209	189	176	93%
	OKLAHOMA CITY DET	18	33	20	61%
	OKLAHOMA CITY, OK	2	2	1	50%
	ROLLING PLAINS DETENTION CENTER	654	627	616	98%
DENVER	DENVER DET	490	424	357	84%
	DENVER, CO	12	30	10	33%
DETROIT	DETROIT DET	345	321	289	90%
	DETROIT, MI	6	10	5	50%
EAST MESA	EAST MESA, CA	380	312	247	79%
EL PASO	EL PASO, TX	100	24	13	54%
	OTERO COUNTY PROCESSING CENTER	808	809	701	87%
EL PASO SPC	EL PASO DET	459	294	220	75%
ELIZABETH	DELANEY HALL	281	207	183	88%
	ELIZABETH DET	255	172	148	86%
ELOY	ELOY INS DET	1,056	759	712	94%
FLORENCE SPC	FLO DET CTR	859	508	481	95%
GUAYNABO (SAN JUAN)	SAN JUAN, PUERTO RICO	24	16	14	88%
	ST. CROIX, VI	1	1	1	100%
	ST. THOMAS, VI	2	2	2	100%
HARLINGEN	HARLINGEN, TX	411	37	28	76%
	WILLACY DETENTION FACILITY	2	1	1	100%
HARTFORD	HARTFORD, CT	22	20	18	90%

ATTACHMENT G

FY 2012  
 OCIJ CASE COMPLETIONS  
 2nd Quarter  
 DETAINED CASES

FY 12 GOAL - 85% in 60 Days or Less

Base City Name	Hearing Location	Receipts	Completions	Number Completed With In Goal	Percentage Completed With In Goal
HONOLULU	AGANA, GUAM (DETAINEES)	23	18	18	100%
	HAWAII DOC	6	4	4	100%
	HONOLULU DET	52	37	37	100%
	HONOLULU, HI	2	2	2	100%
HOUSTON	BOKEN KAMP CHILDREN'S CENTER	37	3	2	67%
	HOUSTON, TEXAS	24	24	15	63%
	HOUSTON DET	881	789	713	90%
	POLK COUNTY DETENTION FACILITY	1,250	1,098	1,031	94%
	EL CENTRO DET	242	196	144	73%
	IMPERIAL, CALIFORNIA	8	8	8	100%
	KANSAS CITY, MO	3	21	4	19%
	KANSAS CITY, MO DETENTION	314	280	253	90%
	BROWARD TRANS CTR	650	543	460	85%
	GLADES COUNTY PRISON	96	93	60	65%
	KROME DET	796	671	546	81%
	MONROE COUNTY DETENTION	1	2	0	0%
	TURNER GUILFORD KNIGHT	2	2	2	100%
	MIRA LOMA DET	608	428	386	90%
	LAS VEGAS, NV	305	202	185	92%
	RENO, NEVADA	15	16	15	94%
	ADELANTO DETENTION FACILITY EAST	573	454	416	92%
	LOS ANGELES 3	494	404	364	90%

ATTACHMENT G

FY 2012  
 OCIJ CASE COMPLETIONS  
 2nd Quarter  
 DETAINED CASES

FY 12 GOAL - 85% in 60 Days or Less

Base City Name	Hearing Location	Receipts	Completions	Number Completed With In Goal	Percentage Completed With In Goal
LOS ANGELES	LOS ANGELES, CA	147	99	95	96%
	ORANGE COUNTY DETAINED	420	426	383	90%
	SAN PEDRO 1	1	1	1	100%
	SAN PEDRO, CA	4	4	4	100%
LOS FRESNOS (PORT ISABEL)	PORT ISABEL DET	749	632	498	79%
MEMPHIS	MEMPHIS, TN	1	0	0	0%
MIAMI	MIAMI, FLORIDA	4	1	1	100%
NEW ORLEANS	NEW ORLEANS DET	1	1	1	100%
	NEW ORLEANS, LA	8	8	1	13%
NEW YORK - DET	NY DET (VARICK ST.)	382	287	190	66%
NEW YORK CITY	NEW YORK CITY, NEW YORK	30	28	22	79%
NEWARK	NEWARK, NEW JERSEY	469	365	284	78%
OAKDALE	FED. DET. CTR-OAK 2	649	661	651	98%
	LASALLE DETENTION FACILITY	836	832	821	99%
	PARISH JAIL/INON-DETAINED	4	4	4	100%
	ST. LOUIS DETENTION	2	4	2	50%
OMAHA	OMAHA, NE	7	28	6	21%
	OMAHA, NE DETENTION	347	209	182	87%
ORLANDO	BAKER COUNTY JAIL	90	79	70	89%
	ORLANDO, FL	13	16	10	63%
PHILADELPHIA	PHILADELPHIA, PA	6	8	6	75%
PHOENIX	PHOENIX JUVENILE	215	20	18	90%

ATTACHMENT G

FY 2012  
 OCIJ CASE COMPLETIONS  
 2nd Quarter  
 DETAINED CASES

FY 12 GOAL - 85% in 60 Days or Less

Base City Name	Hearing Location	Receipts	Completions	Number Completed With In Goal	Percentage Completed With In Goal
PHOENIX	PHOENIX, AZ	2	0	0	0%
PORTLAND	ANCHORAGE, ALASKA	0	1	0	0%
	BOISE, ID	1	0	0	0%
	PORTLAND	22	3	2	67%
	PORTLAND DET	2	1	0	0%
SAIPAN	NORTHERN MARIANAS DETAINED	9	8	8	100%
	NORTHERN MARIANAS ISLANDS	1	1	1	100%
SALT LAKE CITY	SALT LAKE CITY	364	362	332	92%
SAN ANTONIO	KARNES COUNTY CORRECTION CENTER	0	2	0	0%
	LAREDO, TX DET	200	144	125	87%
	PEARSALL, TX DETENTION CENTER	862	642	544	85%
	SAN ANTONIO DET	139	32	26	81%
	SAN ANTONIO, TX	32	40	22	55%
	T. DON HUITTO RESIDENTIAL	165	101	90	89%
SAN DIEGO	SAN DIEGO, CA	26	29	11	38%
SAN FRANCISCO	SAN FRANCISCO DET	588	357	312	87%
	SAN FRANCISCO, CA	22	18	17	94%
SEATTLE	SEATTLE, WA	6	1	1	100%
STEWART	STEWART DETENTION CENTER, LUMPKIN GEORGIA	2,057	2,083	1,902	91%
TACOMA	NORTHWEST DETENTION CENTER	954	756	577	76%
TUCSON	TUCSON INS	739	736	736	100%
	TUCSON, ARIZONA	2	3	2	67%

ATTACHMENT G

FY 2012  
 OCIJ CASE COMPLETIONS  
 2nd Quarter  
 DETAINED CASES

FY 12 GOAL - 85% in 60 Days or Less

Base City Name	Hearing Location	Receipts	Completions	Number Completed With In Goal	Percentage Completed With In Goal
YORK	BERKS COUNTY (YOUTH)	41	16	14	88%
	CAMBRIA COUNTY PRISON	4	4	4	100%
	CLINTON COUNTY PRISON	42	36	32	89%
	PIKE COUNTY PRISON	111	99	67	68%
	YORK COUNTY DET	760	751	649	86%
<b>TOTAL</b>		<b>28,459</b>	<b>23,649</b>	<b>20,551</b>	<b>87%</b>



**U.S. Department of Justice**

**Executive Office for Immigration Review**

*Office of Planning, Analysis, and Technology*

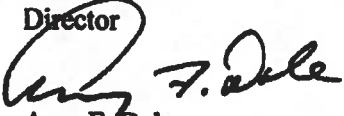
---

Assistant Director

5107 Leesburg Pike, Suite 2630  
Falls Church, Virginia 22041

July 13, 2012

**MEMORANDUM FOR:** Juan P. Osuna  
Director

**FROM:**   
Amy F. Dale  
Assistant Director  
Office of Planning, Analysis, and Technology

**SUBJECT:** Report on Case Completion Goals:  
Third Quarter Fiscal Year 2012

Following is the Office of Planning, Analysis, and Technology (OPAT) Report on Case Completion Goals for the third quarter of FY 2012. The summary chart for the Board of Immigration Appeals (BIA) is Attachment A; for the immigration courts, it is Attachment E; and for the Office of the Chief Administrative Hearing Officer (OCAHO), it is Attachment K. All case completion goal targets relate to percentages of cases actually completed.

If you have any questions or need additional information, please let me know.

**I. Board of Immigration Appeals (BIA) Case Completions**

**Summary (Attachment A)**

**Non-Responsive**

**Non-Responsive**

**II. Office of the Chief Immigration Judge (OCIJ) Case Completions<sup>1</sup>**

The immigration courts continue to focus on the highest priorities of the agency. The current goals are:

- complete 85% of IHP cases before release,
- complete 85% of detained cases within 60 days,

**Non-Responsive**

**Non-Responsive**

---

<sup>1</sup>The report measures the time from receipt to completion at each court. For example, if there is a change of venue from one court to another, EOIR counts a receipt and a completion at each court. If the goal is 60 days, and the case spends 50 days at each court, it will be counted as two completions within the goal, when in actuality, it is one decision on a case which did not meet the goal. Nonetheless, the report provides a baseline against which EOIR can measure progress toward the established goals.

**Non-Responsive**

Detained Cases (Attachment G)

For the third quarter of FY 2012, OCIJ exceeded the goal of completing 85 percent of detained cases within 60 days, by completing 86 percent of detained cases within the time frame.

**Non-Responsive**

III. Office of the Chief Administrative Hearing Officer (OCAHO) Case Completions (Attachment K)

**Non-Responsive**

**Attachments**

**cc:** Ana Kocur, Acting Chief of Staff  
David Neal, Chairman, Board of Immigration Appeals  
Brian M. O'Leary, Chief Immigration Judge  
Robin Stutman, Chief Administrative Hearing Officer



**FY 2012 CASE COMPLETION GOALS**

**TABLE OF CONTENTS**

---

**TAB**

**Board of Immigration Appeals:**

**Non-Responsive**

**Office of the Chief Immigration Judge:**

OCIJ Case Completions -- Summary of Case Processing Goals **E**

Institutional Hearing Program **F**

Detained Cases **G**

**Non-Responsive**

**Office of the Chief Administrative Hearing Officer:**

OCAHO Case Completions **K**

ATTACHMENT E1

FY 2012  
 OCIJ CASE COMPLETIONS'  
 SUMMARY CASE PROCESSING GOALS

CASE TYPE	FY 2012 GOALS		FY 2012				
	Time Goal	Percentage Goal	1st Qtr.	2nd Qtr.	3rd Qtr.	4th Qtr.	Average
Institutional Hearing Program (GPRA Measurement)	Prior to Release	85%	89%	87%	86%		87%
Detained Cases (GPRA Measurement)	60 Days	85%	88%	87%	86%		87%

**Non-Responsive**

\* The report measures the time from receipt to completion at each court. For example, if there is a change of venue from one court to another, EOIR counts a receipt and a completion at each. If the goal is 60 days and the case spends 50 days at each court, it will be counted as two completions within the goal, when in actuality, it is one decision on a case which did not meet the goal. Nonetheless, the report provides a baseline against which we can measure progress towards the established goals.

\*\*Cases with the "Case Identifiers" Juvenile (J), Unaccompanied Juvenile (UJ), Unaccompanied Juvenile-Asylum (J2), IHP with NTA filed less than 120 days from EPRD (4M) or BIA (IHP Remand (RI)) ; "Adjournment Codes" 7a, 7b, 7c, 7d, 7e, 7f, 7g, 7h, 24, 36, 37, 43, 44, 47, 50, 53 or 54 have been excluded from the report. These adjournment codes are utilized in a significant percentage of OCIJ cases adjourned for reasons outside the control of immigration judges.

The targets are related to the percentage of the cases actually completed excluding exempted cases.

**ATTACHMENT E2**

**FY 2012  
OCIJ CASE COMPLETIONS FOR MEASURED CASES  
3rd QUARTER RECEIPTS AND COMPLETIONS BY CASE TYPE**

Case Type	Completions of Measured Cases			
	Receipts	Completions	# Completed w/in Goal	% Completed w/in Goal
Institutional Hearing Program	1,265	994	855	86%
Detained Cases	27,285	22,151	19,026	86%

**Non-Responsive**

**ATTACHMENT G**

**FY 2012  
OCIJ CASE COMPLETIONS  
DETAINED CASES**

**FY 12 GOAL - 85% in 60 Days or Less**

Processing Times	1st Quarter		2nd Quarter		3rd Quarter		4th Quarter		FY Total	
	Total Completions	Cumulative %	Total Completions	Cumulative %	Total Completions	Cumulative %	Total Completions	Cumulative %	Total Completions	Cumulative %
0 - 30 Days	18,177	76%	17,472	74%	16,119	73%	51,768	74%	51,768	74%
31 - 60 Days	2,834	86%	3,079	87%	2,907	86%	8,820	87%	8,820	87%
61 - 90 Days	1,111	93%	1,174	92%	1,262	92%	3,537	92%	3,537	92%
91 - 120 Days	576	95%	691	95%	615	94%	1,862	95%	1,862	95%
120 - 150 Days	348	97%	434	97%	378	96%	1,160	97%	1,160	97%
Over 150 Days	739	100%	799	100%	880	100%	2,418	100%	2,418	100%
<b>Total</b>	<b>23,786</b>		<b>23,649</b>		<b>22,151</b>		<b>69,585</b>		<b>69,585</b>	

**ATTACHMENT G**

**FY 2012**

**OCIJ CASE COMPLETIONS**

**3rd Quarter**

**DETAINED CASES**

**FY 12 GOAL - 85% in 60 Days or Less**

Base City Name	Hearing Location	Receipts	Completions	Number Completed With In Goal	Percentage Completed With In Goal
ARLINGTON	ARLINGTON DET	678	463	374	81%
	ARLINGTON, VA	48	61	33	54%
ATLANTA	ATLANTA DET	243	183	152	83%
	ATLANTA, GEORGIA	14	31	6	19%
BALTIMORE	BALTIMORE, MD	223	175	142	81%
BATAVIA SPC	BATAVIA SPC	217	193	145	75%
BLOOMINGTON	BLOOMINGTON	1	3	1	33%
	BLOOMINGTON DETAINED	339	325	286	86%
BOSTON	BOSTON DETAINED	441	421	300	71%
	BOSTON, MASS	56	51	47	92%
BUFFALO	BUFFALO, NY	28	30	21	70%
CHARLOTTE	CHARLOTTE, NC	3	0	0	0%
CHICAGO	CHICAGO DET	957	888	735	83%
	CHICAGO, IL	184	83	44	53%
CLEVELAND	BEDFORD HEIGHTS CITY JAIL	29	23	12	52%
	BUTLER COUNTY SHERIFFS OFFICE	228	208	180	92%
	CLEVELAND DETAINED LOCATION	94	97	90	93%
	CLEVELAND, OHIO - CEL	20	13	10	77%
DALLAS	DALLAS DET	134	113	101	89%
	DALLAS OTHER DETAINED	1	1	1	100%
	DALLAS, TX	9	12	8	67%
	DAVID L. MOSS CRIMINAL JUSTICE CENTER	219	191	185	97%

**ATTACHMENT G**

**FY 2012**

**OCIJ CASE COMPLETIONS**

**3rd Quarter**

**DETAINED CASES**

**FY 12 GOAL - 85% In 60 Days or Less**

Base City Name	Hearing Location	Receipts	Completions	Number Completed With In Goal	Percentage Completed With In Goal
DALLAS	JOHNSON COUNTY JAIL	172	194	185	96%
	OKLAHOMA CITY DET	10	12	11	92%
	OKLAHOMA CITY, OK	2	5	3	60%
	ROLLING PLAINS DETENTION CENTER	667	617	616	100%
DENVER	DENVER DET	478	415	358	86%
	DENVER, CO	15	29	15	52%
DETROIT	DETROIT DET	393	355	319	90%
	DETROIT, MI	8	13	6	46%
EAST MESA	EAST MESA, CA	357	235	185	79%
EL PASO	EL PASO, TX	72	30	10	33%
	OTERO COUNTY PROCESSING CENTER	482	543	440	81%
EL PASO SPC	EL PASO DET	481	349	262	76%
ELIZABETH	DELANEY HALL	200	203	153	75%
	ELIZABETH DET	223	218	175	80%
ELOY	ELOY INS DET	780	544	485	89%
FLORENCE SPC	FLO DET CTR	743	642	587	86%
GUAYNABO (SAN JUAN)	SAN JUAN, PUERTO RICO	17	15	14	93%
HARLINGEN	BROWNSVILLE, TX	1	1	1	100%
	HARLINGEN, TX	826	72	65	90%
	WILLACY DETENTION FACILITY	1	1	1	100%
HARTFORD	HARTFORD, CT	40	31	26	84%
HONOLULU	AGANA, GUAM (DETAINEES)	9	10	10	100%

**ATTACHMENT G**

**FY 2012**

**OCIJ CASE COMPLETIONS**

**3rd Quarter**

**DETAINED CASES**

**FY 12 GOAL - 85% in 60 Days or Less**

Base City Name	Hearing Location	Receipts	Completions	Number Completed With in Goal	Percentage Completed With in Goal
HONOLULU	HAWAII DOC	10	3	3	100%
	HONOLULU DET	46	41	41	100%
	HONOLULU, HI	2	2	2	100%
HOUSTON	BOKEN KAMP CHILDRENS CENTER	43	4	4	100%
	HOUSTON, TEXAS	47	30	23	77%
HOUSTON SPC	HOUSTON DET	695	630	531	84%
	FOLK COUNTY DETENTION FACILITY	1,488	1,131	1,068	94%
IMPERIAL	EL CENTRO DET	226	130	97	75%
	IMPERIAL, CALIFORNIA	3	6	1	17%
KANSAS CITY	KANSAS CITY, MO	14	37	14	38%
	KANSAS CITY, MO DETENTION	313	298	281	94%
KROME NORTH SPC	BROWARD TRANS CTR	610	535	455	85%
	GLADES COUNTY PRISON	92	79	54	68%
	KROME DET	756	598	488	82%
	MONROE COUNTY DETENTION	0	1	0	0%
LANCASTER	MIRA LOMA DET	985	608	588	94%
LAS VEGAS	LAS VEGAS, NV	234	198	170	86%
	RENO, NEVADA	30	32	30	94%
LOS ANGELES	ADELANTO DETENTION FACILITY EAST	593	507	451	89%
	LOS ANGELES 3	442	405	338	83%
	LOS ANGELES, CA	146	87	82	94%
	ORANGE COUNTY DETAINED	509	351	318	91%

**ATTACHMENT G**

**FY 2012**

**OCIJ CASE COMPLETIONS**

**3rd Quarter**

**DETAINED CASES**

**FY 12 GOAL - 85% in 60 Days or Less**

Base City Name	Hearing Location	Receipts	Completions	Number Completed With in Goal	Percentage Completed With in Goal
LOS ANGELES	SAN PEDRO, CA	2	2	2	100%
LOS FRESNOS (PORT ISABEL)	PORT ISABEL DET	565	591	485	82%
MEMPHIS	MEMPHIS, TN	2	0	0	0%
MIAMI	MIAMI, FLORIDA	5	2	2	100%
NEW ORLEANS	NEW ORLEANS DET	3	2	2	100%
	NEW ORLEANS, LA	6	8	1	13%
NEW YORK - DET	NY DET (VARICK ST.)	450	302	204	68%
NEW YORK CITY	NEW YORK CITY, NEW YORK	38	34	24	71%
NEWARK	NEWARK, NEW JERSEY	451	393	290	74%
OAKDALE	FED. DET. CTR-OAK 2	736	572	568	96%
	LASALLE DETENTION FACILITY	932	802	799	100%
	PARISH JAILS/NON-DETAINED	2	2	2	100%
	ST. LOUIS DETENTION	1	2	0	0%
OMAHA	OMAHA, NE	14	37	14	38%
	OMAHA, NE DETENTION	311	263	205	78%
ORLANDO	BAKER COUNTY JAIL	125	112	101	90%
	ORLANDO, FL	12	13	10	77%
PHILADELPHIA	PHILADELPHIA, PA	6	11	6	55%
	PITTSBURGH, PENNSYLVANIA	0	1	0	0%
PHOENIX	PHOENIX JUVENILE	298	11	11	100%
	PHOENIX, AZ	4	4	2	50%
PORTLAND	BOISE, ID	1	3	1	33%



**ATTACHMENT G**

**FY 2012**

**OCIJ CASE COMPLETIONS**

**3rd Quarter**

**DETAINED CASES**

**FY 12 GOAL - 85% In 60 Days or Less**

Base City Name	Hearing Location	Receipts	Completions	Number Completed With In Goal	Percentage Completed With In Goal
PORTLAND	PORTLAND	27	1	0	0%
	PORTLAND DET	2	5	1	20%
SAIPAN	NORTHERN MARIANAS DETAINED	7	5	5	100%
	SAIPAN, NORTHERN MARIANAS ISLANDS	1	1	1	100%
SALT LAKE CITY	SALT LAKE CITY	345	329	310	94%
SAN ANTONIO	KARNES COUNTY CORRECTION CENTER	55	47	47	100%
	LAREDO, TX DET	140	125	98	78%
	LAREDO, TX - POE	1	1	1	100%
	PEARSALL, TX DETENTION CENTER	754	648	572	86%
	SAN ANTONIO DET	123	32	28	86%
	SAN ANTONIO, TX	63	49	16	33%
	T. DON HUITO RESIDENTIAL	104	97	85	89%
SAN DIEGO	SAN DIEGO, CA	22	19	11	58%
SAN FRANCISCO	SAN FRANCISCO DET	561	343	295	86%
	SAN FRANCISCO ANNEX	0	1	0	0%
	SAN FRANCISCO, CA	13	12	11	92%
SEATTLE	SEATTLE, WA	5	2	2	100%
STEWART	STEWART DETENTION CENTER, LUMPKIN GEORGIA	1,903	1,908	1,726	90%
TACOMA	NORTHWEST DETENTION CENTER	919	724	589	81%
TUCSON	TUCSON INS	12	12	12	100%
	TUCSON, ARIZONA	2	0	0	0%
YORK	BERKS COUNTY (YOUTH)	24	25	21	84%

**ATTACHMENT G**

**FY 2012**

**OCIJ CASE COMPLETIONS**

**3rd Quarter**

**DETAINED CASES**

**FY 12 GOAL - 85% in 60 Days or Less**

Base City Name	Hearing Location	Receipts	Completions	Number Completed With in Goal	Percentage Completed With in Goal
YORK	CAMBRIA COUNTY PRISON	9	5	5	100%
	CLINTON COUNTY PRISON	45	40	38	95%
	PIKE COUNTY PRISON	148	116	86	74%
	YORK COUNTY DET	607	631	550	87%
<b>TOTAL</b>		<b>27,285</b>	<b>22,151</b>	<b>19,026</b>	<b>86%</b>



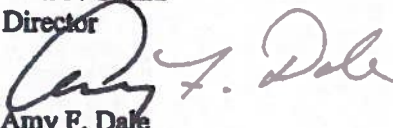
**U.S. Department of Justice  
Executive Office for Immigration Review  
Office of Planning, Analysis, and Technology**

Assistant Director

3107 Leesburg Pike, Suite 2630  
Falls Church, Virginia 22041

October 19, 2012

**MEMORANDUM FOR:** Juan P. Osuna  
Director

**FROM:**   
Amy F. Dale  
Assistant Director  
Office of Planning, Analysis, and Technology

**SUBJECT:** Report on Case Completion Goals:  
Fourth Quarter Fiscal Year 2012

Following is the Office of Planning, Analysis, and Technology (OPAT) Report on Case Completion Goals for the fourth quarter of FY 2012. The summary chart for the Board of Immigration Appeals (BIA) is Attachment A; for the immigration courts, it is Attachment E; and for the Office of the Chief Administrative Hearing Officer (OCAHO), it is Attachment K. All case completion goal targets relate to percentages of cases actually completed.

If you have any questions or need additional information, please let me know.

**I. Board of Immigration Appeals (BIA) Case Completions**

**Summary (Attachment A)**

**Non-Responsive**

**Non-Responsive**

**II. Office of the Chief Immigration Judge (OCIJ) Case Completions<sup>1</sup>**

The immigration courts continue to focus on the highest priorities of the agency. The current goals are:

- complete 85% of IHP cases before release,
- complete 85% of detained cases within 60 days.

**Non-Responsive**

**Non-Responsive**

The report measures the time from receipt to completion at each court. For example, if there is a change of venue from one court to another, EOIR counts a receipt and a completion at each court. If the goal is 60 days, and the case spends 50 days at each court, it will be counted as two completions within the goal, when in actuality, it is one decision on a case which did not meet the goal. Nonetheless, the report provides a baseline against which EOIR can measure progress toward the established goals.

**Non-Responsive**

Institutional Hearing Program (IHP)(Attachment F)

The goal for the IHP is to complete 85 percent of cases prior to the release of the alien from federal or state incarceration. The percentage of cases completed at IHP locations prior to release was 87 percent in the fourth quarter of FY 2012.

Detained Cases (Attachment G)

For the fourth quarter of FY 2012, OCIJ did not meet the goal of completing 85 percent of detained cases within 60 days, completing 84 percent of detained cases within the time frame.

**Non-Responsive**

III. Office of the Chief Administrative Hearing Officer (OCAHO) Case Completions (Attachment K)

**Non-Responsive**

**Attachments**

- cc: Ana Kocur, Acting Chief of Staff  
David Neal, Chairman, Board of Immigration Appeals  
Brian M. O'Leary, Chief Immigration Judge  
Robin Stutman, Chief Administrative Hearing Officer

**FY 2012 CASE COMPLETION GOALS**

**TABLE OF CONTENTS**

---

**Board of Immigration Appeals:**

**TAB**

**Non-Responsive**

**Office of the Chief Immigration Judge:**

OCIJ Case Completions -- Summary of Case Processing Goals **E**

Institutional Hearing Program **F**

Detained Cases **G**

**Non-Responsive**

**Office of the Chief Administrative Hearing Officer:**

OCAHO Case Completions **K**

**ATTACHMENT E1**

**FY 2012  
OCIJ CASE COMPLETIONS'  
SUMMARY CASE PROCESSING GOALS**

CASE TYPE	FY 2012 GOALS		FY 2012				
	Time Goal	Percentage Goal	1st Qtr.	2nd Qtr.	3rd Qtr.	4th Qtr.	Average
<b>Institutional Hearing Program (GPRA Measurement)</b>	Prior to Release	<b>86%</b>	<b>89%</b>	<b>87%</b>	<b>86%</b>	<b>87%</b>	<b>87%</b>
<b>Detained Cases (GPRA Measurement)</b>	60 Days	<b>86%</b>	<b>88%</b>	<b>87%</b>	<b>86%</b>	<b>84%</b>	<b>86%</b>

**Non-Responsive**

\* The report measures the time from receipt to completion at each court. For example, if there is a change of venue from one court to another, EOIR counts a receipt and a completion at each. If the goal is 60 days, and the case spends 50 days at each court, it will be counted as two completions within the goal, when in actuality, it is one decision on a case which did not meet the goal. Nonetheless, the report provides a baseline against which we can measure progress towards the established goals.

\*\*Cases with the "Case Identifiers" Juvenile (J), Unaccompanied Juvenile (UJ), Unaccompanied Juvenile-Asylum (J2) IHP with NTA filed less than 120 days from EPRD (4M) or BIA IHP Remand (R1). "Adjournment Codes" 7a, 7b, 7c, 7d, 7e, 7f, 7g, 7h, 24, 36, 37, 43, 44, 47, 50, 53 or 54 have been excluded from the report. These adjournment codes are utilized in a significant percentage of OCIJ cases adjourned for reasons outside the control of immigration judges.

The targets are related to the percentage of the cases actually completed excluding exempted cases.

**ATTACHMENT E2**

**FY 2012  
OCIJ CASE COMPLETIONS FOR MEASURED CASES  
4th QUARTER RECEIPTS AND COMPLETIONS BY CASE TYPE**

Case Type	Completions of Measured Cases			
	Receipts	Completions	# Completed w/in Goal	% Completed w/in Goal
Institutional Hearing Program	1,101	837	730	87%
Detained Cases	25,884	19,765	18,512	84%

**Non-Responsive**



**ATTACHMENT G**

**FY 2012  
OCIJ CASE COMPLETIONS  
DETAINED CASES  
FY 12 GOAL - 85% in 60 Days or Less**

Processing Times	1st Quarter		2nd Quarter		3rd Quarter		4th Quarter		FY Total	
	Total Completions	Cumulative %	Total Completions	Cumulative %	Total Completions	Cumulative %	Total Completions	Cumulative %	Total Completions	Cumulative %
0 - 30 Days	18,177	76%	17,472	74%	16,119	73%	13,948	69%	65,316	73%
31 - 60 Days	2,834	86%	3,079	87%	2,907	86%	2,964	84%	11,784	86%
61 - 90 Days	1,111	93%	1,174	92%	1,252	92%	1,243	90%	4,769	92%
91 - 120 Days	678	95%	691	95%	616	94%	764	94%	2,646	95%
120 - 150 Days	348	97%	434	97%	378	96%	432	96%	1,692	96%
Over 150 Days	739	100%	799	100%	860	100%	814	100%	3,232	100%
<b>Total</b>	<b>23,785</b>		<b>23,649</b>		<b>22,161</b>		<b>19,765</b>		<b>89,360</b>	

**ATTACHMENT G**

**FY 2012  
OCIJ CASE COMPLETIONS  
4th Quarter  
DETAINED CASES**

**FY 12 GOAL - 85% in 60 Days or Less**

Base City Name	Hearing Location	Receipts	Completions	Number Completed With In Goal	Percentage Completed With In Goal
ARLINGTON	ARLINGTON DET	489	400	242	61%
	ARLINGTON, VA	42	50	21	42%
ATLANTA	ATLANTA DET	203	162	135	70%
	ATLANTA, GEORGIA	24	28	13	46%
BALTIMORE	BALTIMORE, MD	217	161	121	76%
BATAVIA SPC	BATAVIA SPC	207	179	138	77%
BLOOMINGTON	BLOOMINGTON	5	7	5	71%
BOSTON	BLOOMINGTON DETAINED	380	304	284	87%
	BOSTON DETAINED	448	356	251	71%
BOSTON, MASS	BOSTON, MASS	36	38	36	95%
BUFFALO	BUFFALO, NY	31	28	20	71%
CHARLOTTE	CHARLOTTE, NC	8	0	0	0%
CHICAGO	CHICAGO DET	942	727	628	86%
	CHICAGO, IL	125	73	27	37%
CLEVELAND	BEDFORD HEIGHTS CITY JAIL	39	36	22	63%
	BUTLER COUNTY SHERIFF'S OFFICE	231	234	225	96%
CLEVELAND	CLEVELAND DETAINED LOCATION	136	112	99	88%
	CLEVELAND, OHIO - CEL	8	4	2	50%
DALLAS	DALLAS DET	94	90	71	79%
	DALLAS OTHER DETAINED	1	1	1	100%
DALLAS, TX	DALLAS, TX	13	7	7	100%
	DAVID L. MOSS CRIMINAL JUSTICE CENTER	219	250	240	96%

**ATTACHMENT G**

**FY 2012  
OCIJ CASE COMPLETIONS  
4th Quarter  
DETAINED CASES**

**FY 12 GOAL - 85% In 60 Days or Less**

Base City Name	Hearing Location	Receipts	Completions	Number Completed With In Goal	Percentage Completed With In Goal
DALLAS	JOHNSON COUNTY JAIL	360	239	226	96%
	OKLAHOMA CITY DET	10	10	9	90%
	OKLAHOMA CITY, OK	4	4	1	25%
	ROLLING PLAINS DETENTION CENTER	520	448	430	96%
	SOUTHWEST KEY	2	0	0	0%
DENVER	DENVER DET	515	447	384	88%
	DENVER, CO	16	33	15	45%
DETROIT	DETROIT DET	339	362	307	85%
	DETROIT, MI	4	11	4	36%
EAST MESA	EAST MESA, CA	356	221	186	84%
EL PASO	EL PASO, TX	121	14	7	50%
	OTERO COUNTY PROCESSING CENTER	216	178	111	62%
EL PASO SPC	EL PASO DET	562	370	298	81%
ELIZABETH	DELANEY HALL	198	142	121	86%
	ELIZABETH DET	217	188	140	78%
ELOY	ELOY - FLORENCE DET	1	1	1	100%
	ELOY INS DET	1,117	625	542	87%
FLORENCE SPC	FLO DET CTR	784	432	343	79%
GUAYNABO (SAN JUAN)	SAN JUAN, PUERTO RICO	21	22	19	86%
	ST. CROIX, VI	11	8	8	100%
HARLINGEN	HARLINGEN, TX	637	62	47	76%
HARTFORD	HARTFORD, CT	72	66	60	91%

**ATTACHMENT G**

**FY 2012**

**OCIJ CASE COMPLETIONS**

**4th Quarter**

**DETAINED CASES**

**FY 12 GOAL - 85% in 60 Days or Less**

Base City Name	Hearing Location	Receipts	Completions	Number Completed With In Goal	Percentage Completed With In Goal
HONOLULU	AGANA, GUAM (DETAINEES)	9	8	8	100%
	HAWAII DOC	10	9	8	80%
	HONOLULU DET	28	22	20	91%
HOUSTON	BOKEN KAMP CHILDRENS CENTER	88	9	8	97%
	HOUSTON, TEXAS	385	51	32	65%
HOUSTON SPC	HOUSTON DET	686	550	470	80%
	POLK COUNTY DETENTION FACILITY	1,472	1,188	1,080	91%
IMPERIAL	EL CENTRO DET	239	161	100	82%
	IMPERIAL, CALIFORNIA	3	6	4	67%
KANSAS CITY	KANSAS CITY, MO	14	34	12	30%
	KANSAS CITY, MO DETENTION	277	218	188	80%
KROME NORTH SPC	BROWARD TRANS CTR	498	375	314	84%
	GLADES COUNTY PRISON	87	73	49	67%
	KROME DET	756	649	499	77%
LANCASTER	MONROE COUNTY DETENTION	2	2	2	100%
	MIRA LOMA DET	583	633	548	97%
LAS VEGAS	LAS VEGAS, NV	205	160	128	80%
	RENO, NEVADA	12	13	12	92%
LOS ANGELES	ADELANTO DETENTION FACILITY EAST	786	481	380	78%
	LOS ANGELES 3	430	361	279	77%
	LOS ANGELES, CA	123	69	67	97%
	ORANGE COUNTY DETAINED	334	335	281	87%

**ATTACHMENT G**

**FY 2012  
OCIJ CASE COMPLETIONS  
4th Quarter  
DETAINED CASES**

**FY 12 GOAL - 85% in 60 Days or Less**

Base City Name	Hearing Location	Receipts	Completions	Number Completed With In Goal	Percentage Completed With In Goal
LOS ANGELES	SAN PEDRO 1	1	1	1	100%
LOS FRESNOS (PORT ISABEL)	PORT ISABEL DET	554	403	363	90%
MEMPHIS	LOUISVILLE, KY	1	0	0	0%
MIAMI	MIAMI, FLORIDA	6	3	3	100%
NEW ORLEANS	NEW ORLEANS DET	11	12	12	100%
	NEW ORLEANS, LA	4	7	1	14%
NEW YORK - DET	NY DET (VARICK ST.)	421	275	195	71%
NEW YORK CITY	NEW YORK CITY, NEW YORK	29	32	22	69%
NEWARK	NEWARK, NEW JERSEY	409	367	279	76%
OAKDALE	FED. DET. CTR-OAK 2	643	512	498	97%
	LASALLE DETENTION FACILITY	729	645	641	96%
	PARISH JAILS/NON-DETAINED	4	4	4	100%
	ST. LOUIS DETENTION	12	12	11	92%
OMAHA	OMAHA, NE	8	22	7	32%
	OMAHA, NE DETENTION	267	249	177	71%
ORLANDO	BAKER COUNTY JAIL	143	120	107	89%
	ORLANDO, FL	14	18	13	81%
PHILADELPHIA	PHILADELPHIA, PA	8	21	10	48%
PHOENIX	PHOENIX JUVENILE	260	12	12	100%
	PHOENIX, AZ	3	3	1	33%
PORTLAND	BOISE, ID	1	3	1	33%
	PORTLAND	15	2	2	100%

**ATTACHMENT G**

**FY 2012**

**OCIJ CASE COMPLETIONS**

**4th Quarter**

**DETAINED CASES**

**FY 12 GOAL - 85% in 60 Days or Less**

Base City Name	Hearing Location	Receipts	Completions	Number Completed With in Goal	Percentage Completed With in Goal
PORTLAND	PORTLAND DET	0	2	0	0%
SAIPAN	NORTHERN MARIANAS DETAINED	2	1	1	100%
SALT LAKE CITY	SALT LAKE CITY	236	237	205	86%
SAN ANTONIO	KARNES COUNTY CORRECTION CENTER	46	46	45	98%
	LAREDO, TX DET	153	117	85	73%
	PEARSALL, TX DETENTION CENTER	582	491	419	86%
	SAN ANTONIO DET	141	42	40	96%
	SAN ANTONIO, TX	72	46	20	43%
	T. DON HUTTO RESIDENTIAL	213	65	58	89%
SAN DIEGO	SAN DIEGO DETAINED	1	0	0	0%
	SAN DIEGO, CA	28	14	8	67%
SAN FRANCISCO	SAN FRANCISCO DET	471	272	222	82%
	SAN FRANCISCO ANNEX	0	1	0	0%
	SAN FRANCISCO, CA	10	8	7	88%
SEATTLE	SEATTLE, WA	6	3	2	67%
STEWART	STEWART DETENTION CENTER, LUMPKIN GEORGIA	1,867	1,902	1,742	92%
TACOMA	NORTHWEST DETENTION CENTER	841	582	450	76%
TUCSON	TUCSON, ARIZONA	1	3	2	67%
YORK	BERKS COUNTY (YOUTH)	5	5	5	100%
	CAMBRIA COUNTY PRISON	15	15	12	80%
	CLINTON COUNTY PRISON	30	23	19	83%
	LACKAWANNA COUNTY PRISON	1	1	1	100%

**ATTACHMENT G**

**FY 2012  
OCIJ CASE COMPLETIONS  
4th Quarter  
DETAINED CASES**

**FY 12 GOAL - 85% in 60 Days or Less**

Base City Name	Hearing Location	Receipts	Completions	Number Completed With In Goal	Percentage Completed With In Goal
YORK	PIKE COUNTY PRISON	145	138	104	76%
	YORK COUNTY DET	479	452	383	85%
<b>TOTAL</b>		<b>25,384</b>	<b>19,765</b>	<b>16,512</b>	<b>84%</b>

## **Lawhorn, Suleana (EOIR)**

---

**From:** Pasierb, Mark (EOIR)  
**Sent:** Monday, November 29, 2010 2:58 PM  
**To:** All of Court Administrators (EOIR)  
**Cc:** Burr, Sarah (EOIR); Cato, Marcia (EOIR); Dean, Larry R. (EOIR); Fong, Thomas (EOIR); Keller, Mary Beth (EOIR); Kelly, Ed (EOIR); Manna, Karen (EOIR); McGoings, Michael (EOIR); O'Leary, Brian (EOIR); Ortiz-Ang, Susana (EOIR); Roldan, Martin (EOIR); Romig, Jeff (EOIR); Rosen, Scott (EOIR); Smith, Gary (EOIR); Stallings, Nicole (EOIR); Stockton, Bette (EOIR); Sukkar, Elisa (EOIR); Sullivan, Linda (EOIR); Weil, Jack (EOIR)  
**Subject:** Detained Pending Case Report

Court Administrators,

In an effort to continue to meet the agency's and the Attorney General's High Priority Performance Goals (HPPG) for detained cases, a new case monitoring report has been created for pending detained cases. The completion goal for detained cases is 85% completed within 60 days.

The new detained report lists the number of days pending for each case and also provides the projected 60<sup>th</sup> day pending based on the latest scheduled hearing date. As such, the report can be used to monitor detained cases that are pending beyond the goal of 60 days and identify which cases can be rescheduled within the goal.

You may access and generate the report in Cognos 8 at the following location:

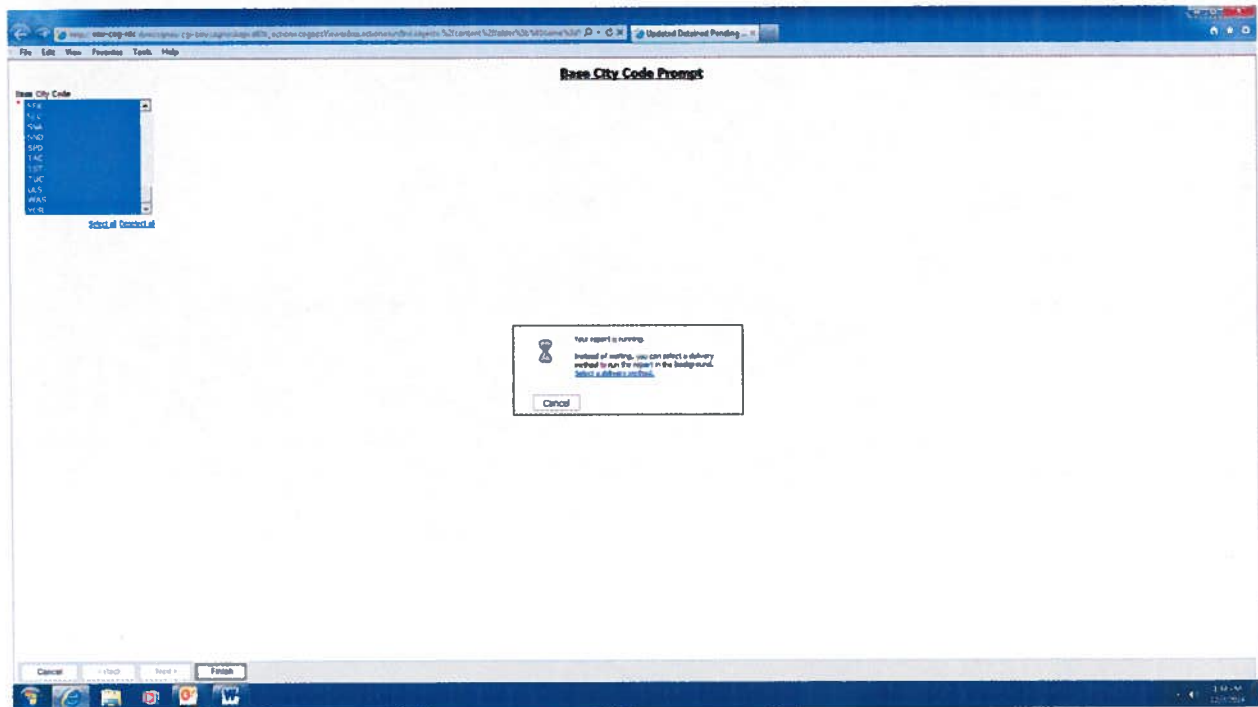

[Public Folders > EOIR Component Reports > OCIJ Reports > Court Specific Reports > Detained Pending Cases](#).

The name of the report is Court Detained Case Completion Goal Report. This report should be generated at least on a weekly basis. Your continued efforts and focus to meeting the HPPG is vital to the agency and it is essential that we carefully monitor our progress in this area.

If you have any questions, please contact Nicole Stallings or me.

CC: Chief Immigration Judge O'Leary  
Deputy Chief Immigration Judge McGoings  
All ACIJs  
All Senior Staff





This is a working report used by courts to track their pending detained caseloads. The report was created in the Cognos report system following the path below accessible to Court Administrators:

[Public Folders](#) > [EOIR User Development Area](#) > [OCIJ Report Staging](#) > [CAU Reports](#)

[Updated Detained Pending Report 062014](#)

[Public Folders](#) > [EOIR User Development Area](#) > [OCIJ Report Staging](#) > **CAU Reports**

[Updated Detained Pending Report 062014](#)

Once the report is selected it will prompt the user to select their location which is depicted by the two screen shots.

**Lawhorn, Suleana (EOIR)**

---

**From:** Dean, Larry R. (EOIR)  
**Sent:** Thursday, December 02, 2010 11:39 AM  
**To:** O'Leary, Brian (EOIR); Kelly, Ed (EOIR)  
**Subject:** FW: Detained Pending Case Report

FYI

---

**From:** Dean, Larry R. (EOIR)  
**Sent:** Thursday, December 02, 2010 9:52 AM  
**To:** Ruhle, Stephen (EOIR)  
**Subject:** RE: Detained Pending Case Report

It applies to all cases and is a straight calendar day calculation. (b) (5)

(b) (5)

LRD

---

**From:** Ruhle, Stephen (EOIR)  
**Sent:** Thursday, December 02, 2010 8:30 AM  
**To:** Dean, Larry R. (EOIR)  
**Subject:** FW: Detained Pending Case Report

Sir,

Does the goal of 85% within 60 days apply just to aliens seeking no relief, or to merits cases as well? If it applies to merits cases, does it take into account requested preparation time/continuance requests by the alien and/or his attorney – i.e. do such occurrences stop the goal clock? (b) (5)

(b) (5)

Any guidance will be most-appreciated.

V/R,  
SMR

---

**From:** Baeza, Theresa N. (EOIR)  
**Sent:** Wednesday, December 01, 2010 3:51 PM  
**To:** Abbott, William L. (EOIR); Gonzalez, Guadalupe R. (EOIR); Hough, Robert (EOIR); Roepke, Thomas (EOIR); Ruhle, Stephen (EOIR)  
**Subject:** FW: Detained Pending Case Report

Please see below Ed Kelly's response regarding case completion goals. It could be that depending on how we are doing we may need Judge Roepke and Judge Hough to go to the camp one day a week to help out Judge Abbott, but we will cross that bridge if and when we get to it. Terry

**From:** Dean, Larry R. (EOIR)  
**Sent:** Wednesday, December 01, 2010 3:43 PM  
**To:** Baeza, Theresa N. (EOIR)  
**Subject:** RE: Detained Pending Case Report

---

**From:** Baeza, Theresa N. (EOIR)  
**Sent:** Wednesday, December 01, 2010 4:28 PM  
**To:** Dean, Larry R. (EOIR)  
**Subject:** RE: Detained Pending Case Report

---

**From:** Dean, Larry R. (EOIR)  
**Sent:** Wednesday, December 01, 2010 1:22 PM  
**To:** Baeza, Theresa N. (EOIR)  
**Subject:** RE: Detained Pending Case Report

(b) (5)

---

**From:** Baeza, Theresa N. (EOIR)  
**Sent:** Wednesday, December 01, 2010 1:57 PM  
**To:** Dean, Larry R. (EOIR)  
**Subject:** RE: Detained Pending Case Report

(b) (5)

---

**From:** Dean, Larry R. (EOIR)  
**Sent:** Wednesday, December 01, 2010 11:01 AM  
**To:** Baeza, Theresa N. (EOIR); Baker, Barbara (EOIR); Bennett, Melba J (EOIR); Garza, Celeste (EOIR); Hicks, Marion (EOIR); Jones, Betty (EOIR); Mobley, Lynda (EOIR); Sherman, Dina (EOIR)  
**Subject:** FW: Detained Pending Case Report

(b) (5)

---

**From:** Kelly, Ed (EOIR)  
**Sent:** Wednesday, December 01, 2010 11:50 AM  
**To:** Dean, Larry R. (EOIR); Pasierb, Mark (EOIR)  
**Cc:** McGoings, Michael (EOIR)  
**Subject:** RE: Detained Pending Case Report

Hi Larry,

Not sure about the report questions – Mark will address. As for the goals,

- All detained – within 60 days
- Detained asylum – within 60 days
- Detained cancellation cases – within 60 days
- Detained other – within 60 days
- Non-detained asylum – within 180 days
- Non-detained cancellation – lower priority.

Also, there aren't any exemptions for detained cases these days. Hope this helps,

-Ed

---

**From:** Dean, Larry R. (EOIR)  
**Sent:** Wednesday, December 01, 2010 9:31 AM  
**To:** Garza, Celeste (EOIR)  
**Subject:** FW: Detained Pending Case Report

(b) (5)

---

**From:** Pasierb, Mark (EOIR)  
**Sent:** Monday, November 29, 2010 1:58 PM  
**To:** All of Court Administrators (EOIR)  
**Cc:** Burr, Sarah (EOIR); Cato, Marcia (EOIR); Dean, Larry R. (EOIR); Fong, Thomas (EOIR); Keller, Mary Beth (EOIR); Kelly, Ed (EOIR); Manna, Karen (EOIR); McGoings, Michael (EOIR); O'Leary, Brian (EOIR); Ortiz-Ang, Susana (EOIR); Roldan, Martin (EOIR); Romig, Jeff (EOIR); Rosen, Scott (EOIR); Smith, Gary (EOIR); Stallings, Nicole (EOIR); Stockton, Bette (EOIR); Sukkar, Elisa (EOIR); Sullivan, Linda (EOIR); Weil, Jack (EOIR)  
**Subject:** Detained Pending Case Report

Court Administrators,

In an effort to continue to meet the agency's and the Attorney General's High Priority Performance Goals (HPPG) for detained cases, a new case monitoring report has been created for pending detained cases. The completion goal for detained cases is 85% completed within 60 days.

The new detained report lists the number of days pending for each case and also provides the projected 60<sup>th</sup> day pending based on the latest scheduled hearing date. As such, the report can be used to monitor detained cases that are pending beyond the goal of 60 days and identify which cases can be rescheduled within the goal.

You may access and generate the report in Cognos 8 at the following location:

[Public Folders](#) > [EOIR Component Reports](#) > [OCIJ Reports](#) > [Court Specific Reports](#) > [Detained Pending Cases](#).

The name of the report is Court Detained Case Completion Goal Report. This report should be generated at least on a weekly basis. Your continued efforts and focus to meeting the HPPG is vital to the agency and it is essential that we carefully monitor our progress in this area.

If you have any questions, please contact Nicole Stallings or me.

CC: Chief Immigration Judge O'Leary  
Deputy Chief Immigration Judge McGoings  
All ACJs

**All Senior Staff**

**Lawhorn, Suleana (EOIR)**

---

**From:** Taylor, Lamont (EOIR)  
**Sent:** Friday, September 30, 2011 11:02 AM  
**To:** Kelly, Ed (EOIR); Endres, Brett (EOIR)  
**Subject:** Emailing: 11-191 Detained Completion Data (Ed Kelly Run).xls  
**Attachments:** 11-191 Detained Completion Data (Ed Kelly Run).xls

**Non-Responsive**

**Executive Office for Immigration Review  
Office of Planning, Analysis, and Technology**

**OPAT#11-191**

**FY 2011 Detained Completions (as of September 29, 2011)**

<b>BASE CITY NAME</b>	<b>Detained Completions</b>	<b>Total Completions</b>	<b>% Detained Completions</b>
ARLINGTON, VIRGINIA	2,485	7,613	32.64%
ATLANTA, GEORGIA	1,768	5,707	30.98%
BALTIMORE, MARYLAND	905	4,660	19.42%
BATAVIA SPC, NEW YORK	1,201	1,853	64.81%
BLOOMINGTON (ST. PAUL), MINNESOTA	1,974	3,696	53.41%
BOSTON, MASSACHUSETTS	1,998	6,300	31.71%
BUFFALO, NEW YORK	112	2,334	4.80%
CHARLOTTE, NORTH CAROLINA	24	3,268	0.73%
CHICAGO, ILLINOIS	3,934	11,397	34.52%
CLEVELAND, OHIO	2,546	4,712	54.03%
DALLAS, TEXAS	5,127	8,425	60.85%
DENVER, COLORADO	2,742	6,828	40.16%
DETROIT, MICHIGAN	1,890	3,796	49.79%
EAST MESA, CALIFORNIA	926	1,194	77.55%
EL CENTRO, CALIFORNIA	1,349	1,647	81.91%
EL PASO SPC, TEXAS	3,116	4,073	76.50%
EL PASO, TEXAS	4,437	6,386	69.48%
ELIZABETH SPC, NEW JERSEY	823	1,629	50.52%
ELOY, ARIZONA	5,255	8,033	65.42%
FISHKILL - NEW YORK STATE DOC, NEW YORK	285	287	99.30%
FLORENCE SPC, ARIZONA	3,911	5,614	69.67%
GUAYNABO (SAN JUAN), PUERTO RICO	120	1,124	10.68%
HARLINGEN, TEXAS	1,739	9,753	17.83%
HARTFORD, CONNECTICUT	361	1,582	22.82%
HONOLULU, HAWAII	297	961	30.91%
HOUSTON SPC, TEXAS	8,845	11,020	80.26%
HOUSTON, TEXAS	267	4,128	6.47%
IMPERIAL, CALIFORNIA	589	943	62.46%
KANSAS CITY, MISSOURI	1,175	4,041	29.08%
KROME NORTH SPC, FLORIDA	5,414	7,302	74.14%
LANCASTER, CALIFORNIA	3,877	5,851	66.26%
LAS VEGAS, NEVADA	1,285	2,794	45.99%
LOS ANGELES, CALIFORNIA	5,450	21,006	25.94%
LOS FRESNOS (PORT ISABEL SPC), TEXAS	1,985	3,648	54.41%
MEMPHIS, TENNESSEE	33	2,891	1.14%
MIAMI, FLORIDA	567	9,866	5.75%
NEW ORLEANS, LOUISIANA	35	885	3.95%
NEW YORK CITY, NEW YORK	153	18,189	0.84%
NEWARK, NEW JERSEY	1,836	5,526	33.22%
OAKDALE FEDERAL DETENTION CENTER, LOUISIANA	9,719	12,325	78.86%
OMAHA, NEBRASKA	1,706	4,134	41.27%



<b>BASE CITY NAME</b>	<b>Detained Completions</b>	<b>Total Completions</b>	<b>% Detained Completions</b>
ORLANDO, FLORIDA	474	4,450	10.65%
PEARSALL, TEXAS	4,277	6,581	64.99%
PHILADELPHIA, PENNSYLVANIA	63	2,593	2.43%
PHOENIX, ARIZONA	543	3,309	16.41%
PORTLAND, OREGON	128	1,219	10.50%
SAIPAN, NORTHERN MARIANAS ISLANDS	13	135	9.63%
SALT LAKE CITY, UTAH	1,815	2,556	71.01%
SAN ANTONIO, TEXAS	1,358	8,498	15.98%
SAN DIEGO, CALIFORNIA	968	3,010	32.16%
SAN FRANCISCO, CALIFORNIA	2,179	9,133	23.86%
SEATTLE, WASHINGTON	124	3,059	4.05%
STEWART DETENTION FACILITY, GEORGIA	10,570	11,204	94.34%
TACOMA, WASHINGTON	4,018	6,249	64.30%
TUCSON, ARIZONA	3,363	3,638	92.44%
ULSTER - NEW YORK STATE DOC, NEW YORK	512	519	98.65%
VARICK SPC, NEW YORK	1,296	2,312	56.06%
YORK, PENNSYLVANIA	4,288	5,380	79.70%
<b>TOTAL</b>	<b>128,250</b>	<b>301,266</b>	<b>42.57%</b>

**U.S. Department of Justice**

**Executive Office for Immigration Review**

*Office of the Chief Immigration Judge*

---

**5107 Leesburg Pike, Suite 2500  
Falls Church, Virginia 22041**

**July 14, 2010**

**MEMORANDUM TO:** All Immigration Judges  
All Court Administrators  
All Court Staff

**FROM:** Brian M. O'Leary   
Chief Immigration Judge

**SUBJECT:** New Case Completion Goals FY 2010

In coordination with the Office of Planning, Analysis and Technology, the FY 2010 Case Completion Goals have been condensed from eleven goals to five. The new goals and completion time frames are:

<b>Institutional Hearing Program</b>	<b>85% Completed Prior to Release</b>
<b>Detained Cases</b>	<b>85% Completed within 60 Days</b>
<b>Expedited Asylum Cases</b>	<b>90% Completed within 180 Days</b>
<b>Credible Fear Review</b>	<b>100% Completed within 7 Days</b>
<b>Bond Redetermination Hearings</b>	<b>85% Completed within 21 Days</b>

The new goals reflect two major changes in relation to the former goals. The goal for bond hearings is now completion within 21 days instead of scheduling within three days. The goal for detained cases does not distinguish between cases with and without relief applications. Also note that our goals reflect agency goals as well. The Institutional Hearing Program (IHP) and Detained Cases goals are reported as part of EOIR's Strategic Plan under the Government Performance Results Act of 1993 (GPRA), and the detained case goal is one of the Attorney General's High Priority Performance Goals (HPPGs).

The new Case Completion goals continue the policy of recognizing exceptions. Cases with Case Identifiers Juvenile (J), Unaccompanied Juvenile (UJ), Unaccompanied Juvenile-Asylum (J2), IHP cases with NTA filed less than 120 days from the Earliest Possible Release Date (4M), or a BIA IHP Remand (RI) and the Adjournment Codes: 7a, 7b, 7c, 7d, 7e, 7f, 7g, 7h, 24, 36, 37, 43, 44, 47, 50, 53 or 54 are excluded from Case Completion Goal reporting. These exceptions represent cases whose time frames are outside the control of the immigration courts.

If you have any question regarding the new goals, please contact Ed Kelly, Chief of Staff, or Mark Pasierb, Chief Clerk of the Immigration Court.

**Lawhorn, Suleana (EOIR)**

---

**From:** Blacksten, Deborah A. (EOIR)  
**Sent:** Monday, November 09, 2009 1:29 PM  
**To:** Kelly, Ed (EOIR)  
**Cc:** Roldan, Martin (EOIR)  
**Subject:** FW: GPRA Great News!

Ed-

**Non-Responsive**

DAB

---

**From:** Dale, Amy (EOIR)  
**Sent:** Thursday, October 08, 2009 11:10 AM  
**To:** Snow, Thomas (EOIR); Nasca, Paula (EOIR); D'Elia, Larry M. (EOIR); O'Leary, Brian (EOIR)  
**Cc:** Kelly, Ed (EOIR); Blacksten, Deborah A. (EOIR); Endres, Brett (EOIR)  
**Subject:** GPRA Great News!

(b) (5)

I will keep you informed how this progresses. We will finish out FY 09 reporting on our existing goals and for the 1<sup>st</sup> Quarter of FY10 we will report on the new proposed goals. If you have any questions, please let me know.

Thanks, Amy

Amy F. Dale

**Assistant Director  
Office of Planning, Analysis and Technology  
Executive Office for Immigration Review**

**Lawhorn, Suleana (EOIR)**

---

**From:** McDowell, Ben (EOIR)  
**Sent:** Tuesday, January 17, 2012 1:02 PM  
**To:** Kelly, Ed (EOIR)  
**Cc:** Dale, Amy (EOIR); Blacksten, Deborah A. (EOIR); Endres, Brett (EOIR)  
**Subject:** RE: Quick Pending Request from OCIJ  
**Attachments:** 006. January 17, 2012 Run (12-041).xls; Pending Detained Proceedings.xls

Ed

Attached please find counts for currently pending detained proceedings by base city and hearing location, as well as the proceedings/bonds/motions report that you usually receive on Tuesday. I will be here until at least 1:15 in case you have any questions.

Thanks

Ben McDowell

(b) (6)


Executive Office for Immigration Review  
Office of Planning, Analysis, and Technology

OPAT#12-041

Baltimore and Denver Completions (Starting December 5, 2011)

Breakdown by Type of Case and Immigration Judge

MOTIONS (Sorted by IJ)

JUDGE NAME	BASE CITY	Dec 5th - 9th	Dec 12th - 16th	Dec 19th - 23rd	Dec 26th - 30th	Jan 2nd - 6th	Jan 9th - 13th
	DENVER	13	0	0	23	0	24
	IMPERIAL	4	0	0	0	0	0
	LAS VEGAS	0	0	0	1	0	0
	LOS FRESNOS	0	0	0	0	0	4
	WEST VALLEY	0	0	0	0	0	1
	ARLINGTON	0	0	0	0	0	3
	BALTIMORE	1	0	0	1	31	3
	DENVER	0	18	0	4	0	2
	LAS VEGAS	5	1	0	0	0	1
	TACOMA	0	0	0	0	4	0
	DENVER	0	7	6	0	20	1
	IMPERIAL	0	0	0	0	1	0
	SAN FRANCISCO	0	0	0	0	1	3
	BALTIMORE	5	3	3	0	5	0
	BOSTON	0	0	1	0	0	1
	LUMPKIN	1	0	0	0	0	0
DENVER	13	3	10	6	6	2	
BALTIMORE	18	3	12	1	29	15	
BUFFALO	3	7	2	0	3	2	
DENVER	4	5	6	0	3	2	
BALTIMORE	19	6	4	0	1	5	
DENVER	11	7	0	34	12	0	
IMPERIAL	0	1	0	6	0	0	

Executive Office for Immigration Review  
Office of Planning, Analysis, and Technology

OPAT#12-041

Baltimore and Denver Completions (Starting December 5, 2011)

Breakdown by Type of Case and Immigration Judge

	SAN FRANCISCO		TACOMA		BALTIMORE		TOTAL
	0	0	0	19	5	52	
	0	0	0	0	0	0	0
	0	0	0	0	0	0	0
	10	19	5	0	0	22	3
	107	80	52	76	138	75	
TOTAL	107	80	52	76	138	75	

MOTIONS (Sorted by Base City)

BASE CITY	Dec 5th - 9th	Dec 12th - 16th	Dec 19th - 23rd	Dec 26th - 30th	Jan 2nd - 6th	Jan 9th - 13th
ARLINGTON	0	0	0	0	0	3
BALTIMORE	53	31	24	2	88	26
BOSTON	0	0	1	0	0	1
BUFFALO	3	7	2	0	3	2
DENVER	41	40	22	67	41	31
IMPERIAL	4	1	0	6	1	0
LAS VEGAS	5	1	0	1	0	1
LOS FRESNOS	0	0	0	0	0	4
LUMPKIN	1	0	0	0	0	0
SAN FRANCISCO	0	0	3	0	1	3
TACOMA	0	0	0	0	4	3
WEST VALLEY	0	0	0	0	0	1
TOTAL	107	80	52	76	138	75

**Detained Pending Proceedings by Base City and Hearing Location  
Compiled on January 17, 2012**

Base City	Hearing Location	Count
AGA	AGANA, GUAM - DEPARTMENT OF CORRECTIONS	1
ATL	ATLANTA DETAINED LOCATION	193
ATL	ATLANTA FEDERAL PRISON	47
ATL	ATLANTA, GEORGIA	25
ATL	GEORGIA DEPARTMENT OF CORRECTIONS- DIAGNOSTIC	20
BAL	BALTIMORE, MARYLAND	136
BAL	MARYLAND CORRECTIONAL INSTITUTE	11
BLM	BLOOMINGTON	2
BLM	BLOOMINGTON	134
BLM	MINNESOTA CORRECTIONAL FACILITY	78
BLM	NORTH DAKOTA DEPARTMENT OF CORRECTIONS	3
BLM	SOUTH DAKOTA DEPARTMENT OF CORRECTIONS	4
BOS	BOSTON DETAINED	228
BOS	BOSTON, MASSACHUSETTS	16
BOS	MASSACHUSETTS DEPARTMENT OF CORRECTIONS	15
BUF	BATAVIA SERVICE PROCESSING CENTER	115
BUF	BUFFALO, NEW YORK	9
CHI	CHICAGO DETAINED	525
CHI	CHICAGO, ILLINOIS	99
CHI	ILLINOIS DOC- STATESVILLE	2
CHI	INDIANA YOUTH CENTER	10
CHL	CHARLOTTE	11
CLE	BEDFORD HEIGHTS CITY JAIL	18
CLE	BUTLER COUNTY SHERIFF'S OFFICE	55
CLE	CLEVELAND DETAINED LOCATION	28
CLE	CLEVELAND, OHIO	1
CLE	OHIO DEPT. OF CORR., CORRECTIONAL RECEPTION CEN	29
DAL	BIG SPRING CORR. CTR. (AIRPARK)	59
DAL	DALLAS DETAINED	65
DAL	DALLAS, TEXAS	8
DAL	DAVID L. MOSS CRIMINAL JUSTICE CENTER	41
DAL	EDEN, TEXAS	12
DAL	JOHNSON COUNTY JAIL	22
DAL	OKLAHOMA CITY DETAINED	17
DAL	OKLAHOMA CITY, OKLAHOMA	6
DAL	ROLLING PLAINS DETENTION CENTER	73
DAL	SOUTHWEST KEY	3
DEN	DENVER DETENTION FACILITY	223
DEN	DENVER, COLORADO	3
DET	DETROIT DETAINEES	110
DET	DETROIT, MICHIGAN	1
DET	MICHIGAN DEPT. OF CORR., PRISON OF SO. MICHIGAN	15
ELO	ELOY INS DETENTION CENTER	831
ELP	EL PASO SERVICE PROCESSING CENTER	302
ELP	EL PASO, TEXAS	117
ELP	OTERO COUNTY PROCESSING CENTER	439
ELP	REEVES COUNTY LAW ENFORCEMENT CENTER	24
ELZ	DELANEY HALL	138



ELZ	ELIZABETH - VIDEO HEARINGS	10
ELZ	ELIZABETH DETENTION CENTER	89
ELZ	ELIZABETH VIDEO HEARINGS	24
FLO	ARIZONA STATE PRISON-CENTRAL UNIT	5
FLO	ARIZONA STATE PRISON-RYNNING UNIT	7
FLO	ARIZONA STATE PRISON-SPECIAL MANAGEMENT UNIT 1	1
FLO	ARIZONA STATE PRISON-SPECIAL MANAGEMENT UNIT 2	1
FLO	FLORENCE, ARIZONA	520
HAR	FCI DANBURY FEDERAL CORRECTIONAL INSTITUTION	34
HAR	HARTFORD, CONNECTICUT	4
HAR	MCDUGAL-WALKER CORRECTIONAL INSTITUTION	65
HLG	HARLINGEN, TEXAS	401
HLG	WILLACY DETENTION FACILITY	1
HOD	HOUSTON SERVICE PROCESSING CENTER	379
HOD	POLK COUNTY DETENTION FACILITY	569
HOD	TEXAS DOC- HUNTSVILLE	84
HON	HAWAII DEPARTMENT OF CORRECTIONS	1
HON	HONOLULU, HAWAII	1
HON	HONOLULU, PRISON DETAINEES - PJKK FEDERAL BLDG.	13
HOU	BOKEN KAMP CHILDREN'S CENTER	44
HOU	HOUSTON, TEXAS	12
IMP	CALIPATRIA STATE PRISON	1
IMP	EL CENTRO, CALIFORNIA	173
KAN	KANSAS CITY IMMIGRATION COURT - DETAINED	66
KAN	KANSAS CITY, MISSOURI	1
KRO	BROWARD TRANSITIONAL CENTER	316
KRO	GLADES COUNTY PRISON	109
KRO	KROME NORTH SERVICE PROCESSING CENTER	559
KRO	MONROE COUNTY DETENTION CTR AND SHERIFF OFFICE	4
LAN	LOMPOC FEDERAL CORRECTIONAL INSTITUTION	63
LAN	MIRA LOMA DETENTION FACILITY	312
LAN	UNITED STATES PENITENTIARY - LOMPOC	6
LOS	ADELANTO DETENTION FACILITY EAST	227
LOS	LOS ANGELES 3	291
LOS	LOS ANGELES, CALIFORNIA	101
LOS	ORANGE COUNTY DETAINED	189
LVG	LAS VEGAS, NEVADA	116
LVG	NEVADA DEPARTMENT OF CORRECTIONS	5
LVG	RENO, NEVADA	1
MEM	MEMPHIS, TENNESSEE	1
MIA	BROWARD CORRECTIONAL INSTITUTION	19
MIA	CENTRAL FLORIDA RECEPTION CENTER	17
MIA	CHARLOTTE CORRECTIONAL INSTITUTION	53
MIA	FLORIDA DOC- CHIPLEY	145
MIA	MIAMI, FLORIDA	5
MIA	NORTH FLORIDA RECEPTION CENTER (NFC)	112
MIA	SOUTH FLORIDA RECEPTION CENTER	61
NEW	NEWARK, NEW JERSEY	270
NOL	NEW ORLEANS, LOUISIANA	5
NYC	NEW YORK CITY, NEW YORK	11
NYD	NEW YORK SERVICE PROCESSING CENTER (VARICK ST)	480
OAK	DHS-Litigation Unit/Oakdale	302

OAK	FEDERAL CORR. INST.-OAKDALE 1	17
OAK	LASALLE DETENTION FACILITY	192
OAK	ST. LOUIS, MISSOURI DETAINED	22
OMA	IOWA DEPARTMENT OF CORRECTIONS	30
OMA	NEBRASKA DEPARTMENT OF CORRECTIONS	29
OMA	OMAHA IMMIGRATION COURT - DETAINED	188
ORL	IMMIGRATION COURT	21
ORL	ORLANDO, FLORIDA	1
PHI	PHILADELPHIA, PENNSYLVANIA	10
PHI	PITTSBURGH, PENNSYLVANIA	1
PHO	ARIZONA DOC- PERRYVILLE	19
PHO	ARIZONA STATE PRISON COMPLEX - LEWIS	123
PHO	ARIZONA STATE PRISON- PHOENIX WEST	8
PHO	PHO Juvenile	192
PHO	PHOENIX, ARIZONA	2
PIS	PORT ISABEL SERVICE PROCESSING CENTER	430
POO	ANCHORAGE, ALASKA	1
POO	IDAHO DEPARTMENT OF CORRECTIONS	19
POO	MONTANA DEPT. OF CORR., MONTANA STATE PRISON	3
POO	OREGON DOC, OREGON STATE PENITENTIARY- SALEM	1
POO	PORTLAND DETENTION CENTER	14
POO	PORTLAND, OREGON	2
POO	PORTLAND, OREGON	2
SAI	NORTHERN MARIANAS DETAINED	2
SAJ	SAN JUAN, PUERTO RICO	7
SDC	STEWART DETENTION CENTER - LUMPKIN GEORGIA	551
SEA	SEATTLE, WASHINGTON	3
SEA	WASHINGTON CORRECTIONS CENTER	18
SFR	PLEASANTON - FEDERAL CORRECTIONAL INSTITUTION	14
SFR	SAN FRANCISCO DETAINED	336
SFR	SAN FRANCISCO, CALIFORNIA	6
SLC	SALT LAKE CITY, UTAH	109
SNA	KARNES COUNTY CORRECTION CENTER	2
SNA	LAREDO, TEXAS - DETENTION FACILITY	53
SNA	PEARSALL, TEXAS - DETENTION FACILITY	440
SNA	SAN ANTONIO DETAINED	146
SNA	SAN ANTONIO, TEXAS	22
SNA	T. DON HUTTO RESIDENTIAL	71
SND	CALIFORNIA DOC- SAN YSIDRO	8
SND	CORRECTIONS CORPORATION OF AMERICA-SAN DIEGO, CA	415
SND	OTAY MESA, CALIFORNIA	1
SND	SAN DIEGO, CALIFORNIA	33
TAC	NORTHWEST DETENTION CENTER	804
TUC	ARIZONA DOC- TUCSON	155
TUC	TUC INS	14
TUC	TUCSON, ARIZONA	2
ULS	BEDFORD HILLS CORRECTIONAL FACILITY	12
ULS	DOWNSTATE CORRECTIONAL FACILITY	165
ULS	ULSTER CORRECTIONAL FACILITY	203
WAS	ARLINGTON DETAINED LOCATION	365
WAS	ARLINGTON, VIRGINIA	14
WAS	VIRGINIA DEPARTMENT OF CORRECTIONS	14

YOR	ALLENWOOD CORRECTIONAL INST.	12
YOR	BERKS	29
YOR	CLINTON COUNTY PRISON	18
YOR	MOSHANNON VALLEY CORRECTIONAL FACILITY	50
YOR	PENNSYLVANIA DEPT. OF CORR., STATE CORR. INST.	56
YOR	PIKE COUNTY PRISON	80
YOR	YORK COUNTY PRISON	327
<b>Total</b>		<b>16,494</b>

## Lawhorn, Suleana (EOIR)

---

**From:** Endres, Brett (EOIR)  
**Sent:** Tuesday, October 11, 2011 3:09 PM  
**To:** Leen, Barbara (EOIR)  
**Cc:** Blacksten, Deborah A. (EOIR); Dale, Amy (EOIR); Kocur, Ana (EOIR); Kelly, Ed (EOIR); O'Leary, Brian (EOIR)  
**Subject:** RE: Statistics Request  
**Attachments:** Full FY 11-191 Detained Completion Data.xls; Full FY 11-191 Pending.xls

# Non-Responsive

Thanks, Brett

---

**From:** Leen, Barbara (EOIR)  
**Sent:** Tuesday, October 11, 2011 9:39 AM  
**To:** Endres, Brett (EOIR)  
**Cc:** Blacksten, Deborah A. (EOIR); Dale, Amy (EOIR); Kocur, Ana (EOIR); Kelly, Ed (EOIR); O'Leary, Brian (EOIR)  
**Subject:** Statistics Request

Brett,

Can you help us out with a few statistics we need today? You probably did some of this already, so hopefully it won't be too difficult.

We need charts showing:

- Current pending detained vs non detained caseload broken down by court with a cumulative total at the bottom. We also need an explanation that explains why the detained pending caseload is so low compared to the non-detained caseload (i.e. high turnover in detained cases)
- FY 2011 Case Completions detained vs non detained broken down by court with a cumulative total at the bottom.
- Current pending cases with a cancellation application filed (42A., 42B) or a 7C code (I-130 application) broken down by court with a cumulative total, with an explanation of the codes.

Thank you,  
Barbara

**Executive Office for Immigration Review  
Office of Planning, Analysis, and Technology**

**OPAT#11-191**

**FY 2011 Detained Completions**

<b>BASE CITY NAME</b>	<b>Detained Completions</b>	<b>Non-Detained Completions</b>	<b>Total Completions</b>
ARLINGTON, VIRGINIA	2,495	5,162	7,657
ATLANTA, GEORGIA	1,771	3,948	5,719
BALTIMORE, MARYLAND	906	3,772	4,678
BATAVIA SPC, NEW YORK	1,202	654	1,856
BLOOMINGTON (ST. PAUL), MINNESOTA	1,979	1,735	3,714
BOSTON, MASSACHUSETTS	2,019	4,346	6,365
BUFFALO, NEW YORK	112	2,237	2,349
CHARLOTTE, NORTH CAROLINA	24	3,249	3,273
CHICAGO, ILLINOIS	3,941	7,521	11,462
CLEVELAND, OHIO	2,554	2,177	4,731
DALLAS, TEXAS	5,139	3,322	8,461
DENVER, COLORADO	2,753	4,112	6,865
DETROIT, MICHIGAN	1,895	1,917	3,812
EAST MESA, CALIFORNIA	927	271	1,198
EL CENTRO SPC, CALIFORNIA	1,347	302	1,649
EL PASO SPC, TEXAS	3,118	964	4,082
EL PASO, TEXAS	4,443	1,961	6,404
ELIZABETH SPC, NEW JERSEY	826	808	1,634
ELOY, ARIZONA	5,258	2,791	8,049
FISHKILL - NEW YORK STATE DOC, NEW YORK	285	2	287
FLORENCE SPC, ARIZONA	3,914	1,706	5,620
GUAYNABO (SAN JUAN), PUERTO RICO	121	1,009	1,130
HARLINGEN, TEXAS	1,739	8,059	9,798
HARTFORD, CONNECTICUT	362	1,226	1,588
HONOLULU, HAWAII	296	670	966
HOUSTON SPC, TEXAS	8,883	2,184	11,067
HOUSTON, TEXAS	268	3,866	4,134
IMPERIAL, CALIFORNIA	589	354	943
KANSAS CITY, MISSOURI	1,179	2,880	4,059
KROME NORTH SPC, FLORIDA	5,441	1,904	7,345
LANCASTER, CALIFORNIA	3,876	1,976	5,852
LAS VEGAS, NEVADA	1,285	1,513	2,798
LOS ANGELES, CALIFORNIA	5,464	15,683	21,147
LOS FRESNOS (PORT ISABEL SPC), TEXAS	1,989	1,664	3,653
MEMPHIS, TENNESSEE	33	2,874	2,907
MIAMI, FLORIDA	575	9,317	9,892
NEW ORLEANS, LOUISIANA	35	857	892
NEW YORK CITY, NEW YORK	155	18,099	18,254
NEWARK, NEW JERSEY	1,845	3,710	5,555
OAKDALE FEDERAL DETENTION CENTER, LOUISIANA	9,730	2,629	12,359
OMAHA, NEBRASKA	1,708	2,443	4,151

<b>BASE CITY NAME</b>	<b>Detained Completions</b>	<b>Non-Detained Completions</b>	<b>Total Completions</b>
ORLANDO, FLORIDA	474	3,990	4,464
PEARSALL, TEXAS	4,285	2,320	6,605
PHILADELPHIA, PENNSYLVANIA	65	2,540	2,605
PHOENIX, ARIZONA	546	2,790	3,336
PORTLAND, OREGON	128	1,094	1,222
SAIPAN, NORTHERN MARIANAS ISLANDS	14	122	136
SALT LAKE CITY, UTAH	1,816	744	2,560
SAN ANTONIO, TEXAS	1,361	7,161	8,522
SAN DIEGO, CALIFORNIA	970	2,049	3,019
SAN FRANCISCO, CALIFORNIA	2,182	6,989	9,171
SEATTLE, WASHINGTON	125	2,953	3,078
STEWART DETENTION FACILITY, GEORGIA	10,666	646	11,312
TACOMA, WASHINGTON	4,031	2,240	6,271
TUCSON, ARIZONA	3,405	283	3,688
ULSTER - NEW YORK STATE DOC, NEW YORK	520	7	527
VARICK SPC, NEW YORK	1,300	1,016	2,316
YORK, PENNSYLVANIA	4,291	1,096	5,387
<b>TOTAL</b>	<b>128,660</b>	<b>173,914</b>	<b>302,574</b>

Data compiled on October 11, 2011.

**Executive Office for Immigration Review  
Office of Planning, Analysis, and Technology**

**OPAT#11-191  
FY 2011 Pending Cases**

BASE CITY	PENDING	NON		42A*	42B*
		DETAINED	DETAINED		
ARLINGTON, VIRGINIA	8,454	436	8,018	51	323
ATLANTA, GEORGIA	6,240	268	5,972	108	1,826
BALTIMORE, MARYLAND	5,242	120	5,122	119	265
BATAVIA SPC, NEW YORK	202	187	15	8	4
BLOOMINGTON (ST. PAUL), MINNESOTA	2,927	195	2,732	52	523
BOSTON, MASSACHUSETTS	9,204	234	8,970	134	1,342
BUFFALO, NEW YORK	2,015	13	2,002	17	61
CHARLOTTE, NORTH CAROLINA	3,937	3	3,934	24	748
CHICAGO, ILLINOIS	16,191	580	15,611	208	1,865
CLEVELAND, OHIO	3,754	136	3,618	35	601
DALLAS, TEXAS	5,155	361	4,794	71	615
DENVER, COLORADO	7,845	252	7,593	24	1,187
DETROIT, MICHIGAN	2,950	131	2,819	53	763
EAST MESA, CALIFORNIA	272	240	32	15	9
EL CENTRO SPC, CALIFORNIA	178	174	4	6	11
EL PASO SPC, TEXAS	332	322	10	20	18
EL PASO, TEXAS	5,342	564	4,778	39	520
ELIZABETH SPC, NEW JERSEY	769	75	694	0	154
ELOY, ARIZONA	1,071	959	112	40	70
FISHKILL - NEW YORK STATE DOC, NEW YORK	170	170	0	3	4
FLORENCE SPC, ARIZONA	731	635	96	25	15
GUAYNABO (SAN JUAN), PUERTO RICO	802	12	790	34	156
HARLINGEN, TEXAS	4,347	381	3,966	40	442
HARTFORD, CONNECTICUT	1,431	138	1,293	2	74
HONOLULU, HAWAII	427	18	409	5	42
HOUSTON SPC, TEXAS	1,063	997	66	53	21
HOUSTON, TEXAS	9,093	79	9,014	133	1,153
IMPERIAL, CALIFORNIA	749	14	735	111	129
KANSAS CITY, MISSOURI	3,668	71	3,597	8	293
KROME NORTH SPC, FLORIDA	1,149	1,049	100	41	39
LANCASTER, CALIFORNIA	792	734	58	29	17
LAS VEGAS, NEVADA	2,871	141	2,730	31	393
LOS ANGELES, CALIFORNIA	48,535	663	47,872	554	6,843
LOS FRESNOS (PORT ISABEL SPC), TEXAS	548	429	119	10	14
MEMPHIS, TENNESSEE	5,232	0	5,232	9	422
MIAMI, FLORIDA	10,398	422	9,976	173	1,023
NEW ORLEANS, LOUISIANA	2,003	0	2,003	4	70
NEW YORK CITY, NEW YORK	43,160	9	43,151	258	3,383
NEWARK, NEW JERSEY	9,290	364	8,926	89	1,245
OAKDALE FEDERAL DETENTION CENTER, LOUISIANA	1,026	675	351	18	31

\* Cases with multiple applications for relief are double counted.

\*\* 7C (Pending I-130 Application) was the latest adjournment code as of September 2, 2011.

BASE CITY	PENDING	DETAINED	NON	42A*	42B*
			DETAINED		
OMAHA, NEBRASKA	5,052	327	4,725	41	1,087
ORLANDO, FLORIDA	5,252	32	5,220	86	1,183
PEARSALL, TEXAS	525	479	46	18	15
PHILADELPHIA, PENNSYLVANIA	4,813	15	4,798	37	550
PHOENIX, ARIZONA	9,501	242	9,259	20	2,296
PORTLAND, OREGON	3,142	39	3,103	63	773
SAIPAN, NORTHERN MARIANAS ISLANDS	79	1	78	0	0
SALT LAKE CITY, UTAH	1,148	95	1,053	35	459
SAN ANTONIO, TEXAS	7,495	268	7,227	37	282
SAN DIEGO, CALIFORNIA	4,014	166	3,848	111	515
SAN FRANCISCO, CALIFORNIA	17,395	335	17,060	286	3,079
SEATTLE, WASHINGTON	5,187	19	5,168	46	716
STEWART DETENTION FACILITY, GEORGIA	912	863	49	11	46
TACOMA, WASHINGTON	610	537	73	16	42
TUCSON, ARIZONA	1,120	185	935	12	88
ULSTER - NEW YORK STATE DOC, NEW YORK	192	189	3	4	3
VARICK SPC, NEW YORK	732	516	216	59	35
YORK, PENNSYLVANIA	524	487	37	11	9
<b>TOTAL</b>	<b>297,258</b>	<b>17,046</b>	<b>280,212</b>	<b>3,547</b>	<b>37,892</b>

Data compiled on October 11, 2011.

Application 42A is for Cancellation of Removal for Certain Permanent Residents under section 240A(a) of the INA.

Application 42B is for Cancellation of Removal and Adjustment of Status for Certain Non-Permanent Residents under section 24 of the INA.

Adjournment 7C is for cases adjourned to allow for adjudication of I-130.

\* Cases with multiple applications for relief are double counted.

\*\* 7C (Pending I-130 Application) was the latest adjournment code as of September 2, 2011.



7C\*\*

280
348
572
0
143
961
22
401
515
116
82
256
97
1
3
4
59
17
6
1
1
169
59
118
31
15
340
6
72
26
13
72
1,274
1
129
880
49
1,393
343
14

\* Cases with multiple applications for relief are double counted.

\*\* 7C (Pending I-130 Application) was the latest adjournment code as of September 2, 2011.

7C\*\*

33
495
1
437
161
52
1
17
45
36
499
92
0
0
32
2
4
4
<b>10,800</b>

0A(b) of

\* Cases with multiple applications for relief are double counted.

\*\* 7C (Pending I-130 Application) was the latest adjournment code as of September 2, 2011.